

Apsidal motion of the eclipsing binary as Camelopardalis: discrepancy resolved

Pavlovski, Krešimir; Southworth, J.; Kolbas, Vladimir

Source / Izvornik: **Astrophysical Journal Letters, 2011, 734**

Journal article, Published version

Rad u časopisu, Objavljena verzija rada (izdavačev PDF)

<https://doi.org/10.1088/2041-8205/734/2/L29>

Permanent link / Trajna poveznica: <https://um.nsk.hr/um:nbn:hr:217:327614>

Rights / Prava: [In copyright](#) / [Zaštićeno autorskim pravom.](#)

Download date / Datum preuzimanja: **2024-07-16**



Repository / Repozitorij:

[Repository of the Faculty of Science - University of Zagreb](#)



APSIDAL MOTION OF THE ECLIPSING BINARY AS CAMELOPARDALIS: DISCREPANCY RESOLVED

K. PAVLOVSKI^{1,2}, J. SOUTHWORTH², AND V. KOLBAS¹

¹ Department of Physics, Faculty of Sciences, University of Zagreb, Zagreb, Croatia

² Astrophysics Group, Keele University, Staffordshire, ST5 5BG, UK

Received 2011 February 9; accepted 2011 May 12; published 2011 May 26

ABSTRACT

We present a spectroscopic study of the eclipsing binary system AS Camelopardalis, the first such study based on phase-resolved CCD échelle spectra. Via a spectral disentangling analysis we measure the minimum masses of the stars to be $M_A \sin^3 i = 3.213 \pm 0.032 M_\odot$ and $M_B \sin^3 i = 2.323 \pm 0.032 M_\odot$, their effective temperatures to be $T_{\text{eff}}(\text{A}) = 12,840 \pm 120 \text{ K}$ and $T_{\text{eff}}(\text{B}) = 10,580 \pm 240 \text{ K}$, and their projected rotational velocities to be $v_A \sin i_A = 14.5 \pm 0.1 \text{ km s}^{-1}$ and $v_B \sin i_B \leq 4.6 \pm 0.1 \text{ km s}^{-1}$. These projected rotational velocities appear to be much lower than the synchronous values. We show that measurements of the apsidal motion of the system suffer from a degeneracy between orbital eccentricity and apsidal motion rate. We use our spectroscopically measured $e = 0.164 \pm 0.004$ to break this degeneracy and measure $\dot{\omega}_{\text{obs}} = 0^\circ.133 \pm 0^\circ.010 \text{ yr}^{-1}$. Subtracting the relativistic contribution of $\dot{\omega}_{\text{GR}} = 0^\circ.0963 \pm 0^\circ.0002 \text{ yr}^{-1}$ yields the contribution due to tidal torques: $\dot{\omega}_{\text{cl}} = 0^\circ.037 \pm 0^\circ.010 \text{ yr}^{-1}$. This value is much smaller than the rate predicted by stellar theory, $0^\circ.40\text{--}0^\circ.87 \text{ yr}^{-1}$. We interpret this as a misalignment between the orbital axis of the close binary and the rotational axes of its component stars, which also explains their apparently low rotational velocities. The observed and predicted apsidal motion rates could be brought into agreement if the stars were rotating three times faster than synchronous about axes perpendicular to the orbital axis. Measurement of the Rossiter–McLaughlin effect can be used to confirm this interpretation.

Key words: binaries: eclipsing – binaries: spectroscopic – stars: early-type – stars: rotation

1. INTRODUCTION

Tidal torques dominate the dynamical evolution of close binary systems. In order of expected timescales, tidal effects should first align the stellar rotation axes with the orbital axis, synchronize the stellar rotational to the orbital frequency, and then circularize the orbit (Mazeh 2008). These effects happen on timescales of millions to billions of years, depending sensitively on the characteristics of individual systems. On a much shorter timescale apsidal motion, the precession of an eccentric orbit in its own plane can produce an observable rate of change in the longitude of periastron, $\dot{\omega} = d\omega/dt$.

AS Camelopardalis is a detached eclipsing binary containing two late-B stars with an orbital period of 3.43 days and a disputed apsidal motion period of order 2000 yr. The apsidal period, U , is much longer than expected for the measured properties of AS Cam, leading in the past to concerns about our understanding of stellar physics and even of general relativity (Maloney et al. 1989, 1991). The apsidal motion of AS Cam was discovered by Khaliullin & Kozyreva (1983) from eclipse timings and found to have a period of $U = 2250 \pm 200 \text{ yr}$. Maloney et al. (1989) obtained a similar $U = 2400^{+630}_{-1300} \text{ yr}$. However, Krzesinski et al. (1990) and Bozkurt & Değirmenci (2007) found very different apsidal periods, $920 \pm 470 \text{ yr}$ and $740 \pm 6 \text{ yr}$, respectively, by adopting lower eccentricity values of $e \approx 0.10$. These shorter apsidal periods are closer to theoretical expectations, but the low e conflicts with other observations (Hilditch 1972b; Maloney et al. 1991). In addition, a third body has been found orbiting AS Cam with a period of $P_3 = 2.2 \text{ yr}$ (Kozyreva & Khaliullin 1999; Bozkurt & Değirmenci 2007), albeit with a low statistical significance.

The binaries AS Cam and DI Herculis have for many years been the two best-known systems with apsidal periods much longer than they should be (Guinan & Maloney 1985). In a breakthrough work, Albrecht et al. (2009) observed the Rossiter–McLaughlin effect in DI Her and showed that its orbital

and rotational axes are misaligned. This lengthens the expected apsidal period, which is now within 10% of the observed value (Claret et al. 2010). Here we present the first high-resolution time-resolved spectroscopy of AS Cam, from which we find that the projected rotational velocities of the stars are much lower than expected and that their rotational axes are likely misaligned with the orbital axis. Below we refer to the primary (hotter and more massive) star as star A and to the secondary as star B.

2. OBSERVATIONS AND DATA REDUCTION

We obtained 31 high-resolution spectra of AS Cam over five nights in 2007 October, using the Nordic Optical Telescope and high-resolution Fibre-fed Echelle Spectrograph. Wavelength scales were established from thorium–argon exposures taken regularly each night. We opted for medium resolving power ($R = 48,000$) by using fiber 3 in bundle B. This gave complete spectra coverage in the interval 3640–7360 Å at a reciprocal dispersion ranging from $0.023 \text{ Å pixel}^{-1}$ in the blue to $0.045 \text{ Å pixel}^{-1}$ in the red, at a resolution of approximately 3.5 pixels. An exposure time of 600 s was used for all spectra, resulting in continuum signal-to-noise ratios (S/Ns) of roughly $90\text{--}140 \text{ pixel}^{-1}$.

Five additional spectra were secured in service mode on 2010 October 10, in this case in the high-resolution ($R = 67,000$) mode with fiber 4 in bundle B. The spectral format was identical to the medium-resolution mode but the resolution was 2.4 pixels. Exposure times of 900 s gave S/N of about 250 pixel^{-1} .

Basic reduction of these data (bias subtraction, flat-fielding, scattered light correction, extraction of orders, and wavelength calibration) was performed with IRAF. Removal of the instrumental blaze function was not trivial because the broad Balmer lines of B-stars can extend over entire échelle orders. In such cases we interpolated between blaze functions from adjacent orders, using a semi-manual approach and JAVA routines written

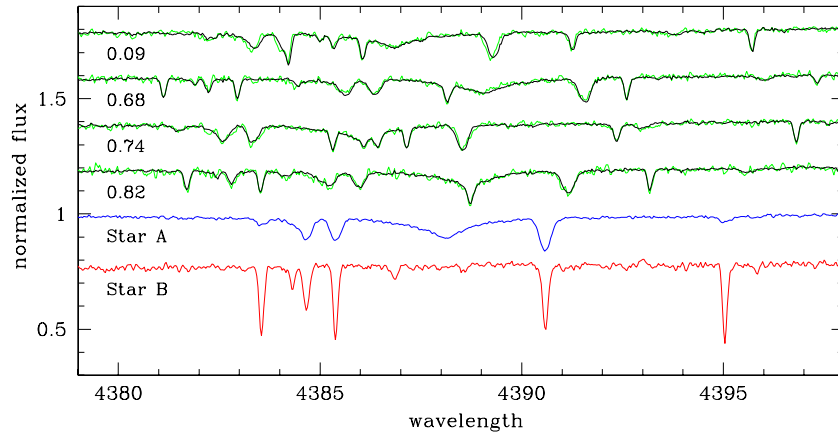


Figure 1. Example spectra of AS Cam in the region of the He I 4388 Å line, offset from unity by arbitrary amounts for display purposes. The top four spectra (green lines) are observed composite spectra, with the orbital phases of observation annotated. The lower two spectra are the disentangled spectra for star A (blue line) and star B (red line). The disentangled spectra have been recombined and overlotted on the observed spectra (black lines) to show the quality of the fits.

by V.K. This process had to be undertaken carefully, as spectral disentangling is very sensitive to the normalization of the observed spectra.

3. SPECTRAL DISENTANGLING ANALYSIS

We subjected our observations to a spectral disentangling (SPD) analysis to determine the masses and atmospheric properties of the components of AS Cam. The SPD approach Simon & Sturm (1994) allows the best-fitting (in a least-squares sense) orbital elements and separated spectra of a binary star system to be obtained directly from a set of observed composite spectra covering a range of orbital phases (Figure 1). The resulting disentangled spectra have a very high S/N as they contain the total signal in the input spectra (in this case about 440 for star A and 180 for star B), so are well suited to further analysis such as chemical abundance determination (Pavlovski & Hensberge 2005; Pavlovski & Southworth 2009; Pavlovski et al. 2009). SPD does not require template spectra and is not biased by any blending of the spectral lines of the two stars in the observed spectra, so is excellent for measuring orbital elements (e.g., Southworth & Clausen 2007). A review of the theoretical and practical aspects of SPD can be found in Pavlovski & Hensberge (2010).

We disentangled the spectra of AS Cam in Fourier space using the FDBINARY³ code (Ilijčić et al. 2004), concentrating on 10–15 relatively narrow spectral regions (50–80 Å wide) which contain only metallic lines. Both stars exhibit numerous and very sharp spectral lines, resulting in well-defined orbital elements. Our adopted elements (Table 1) are the mean and standard error of the results from the individual spectral regions, with individual errors calculated using a jackknife approach (Ilijčić 2003). An important result is that eccentricity $e = 0.164 \pm 0.004$, which conclusively rules out those apsidal motion studies which found short apsidal periods and $e \approx 0.10$ (Section 1). The velocity amplitudes of Hilditch (1972b), obtained using photographic methods, are in reasonable agreement with our values.

We now turn to the measurement of effective temperature (T_{eff}) from Balmer line profiles. H β and H γ profiles for the two stars were obtained by disentangling the observed spectra with the orbital elements fixed at the values in Table 1. The disentangled spectra are not normalized to the correct continuum because such information is not available in the input spectra

Table 1

The Orbital Elements and Atmospheric Properties of AS Camelopardalis from Spectral Disentangling

Parameter	Star A	Star B
Orbital period (days)	3.430973 (fixed)	
Time of periastron passage (HJD)	2454399.7521 ± 0.064	
Orbital eccentricity, e	0.164 ± 0.004	
Longitude of periastron, ω ($^\circ$)	241.5 ± 1.9	
Velocity amplitude (km s^{-1})	106.22 ± 0.75	146.92 ± 0.52
Mass ratio, q	0.723 ± 0.006	
Minimum mass, $M \sin^3 i$ (M_\odot)	3.213 ± 0.032	2.323 ± 0.032
Effective temperature, T_{eff} (K)	$12\,840 \pm 120$	$10\,580 \pm 240$
Projected rotational velocity, $v \sin i$ (km s^{-1})	14.5 ± 0.1	$\leq 4.6 \pm 0.1$

(unless some were taken during eclipse; Tamajo et al. 2011). We therefore renormalized the Balmer profiles to the continuum using the light ratios of the two stars obtained by modeling the UBV light curves of AS Cam from Hilditch (1972a). The T_{eff} values were then obtained by fitting the profiles with synthetic H β and H γ spectra calculated using the UCLSYN program (Smalley et al. 2001; Smith 1992). We fixed the surface gravities of the stars to known values, $\log g_A = 4.154 \pm 0.013$ and $\log g_B = 4.278 \pm 0.015$ (J. Southworth et al. 2011, in preparation). The blue and red sides of each Balmer profile were fitted separately, resulting in four T_{eff} measurements for each star. Our final values are the mean and standard deviations of these: $T_{\text{eff}}(\text{A}) = 12,840 \pm 120$ K and $T_{\text{eff}}(\text{B}) = 10,580 \pm 240$ K.

The projected rotational velocities of the components were measured using a set of isolated metal lines, mostly of Fe II, Ti II, and Cr II, in the 4400–5000 Å region. The instrumental broadening was obtained for each échelle order from the thorium–argon spectra. Representative values are 6.5 ± 0.1 and 4.8 ± 0.1 km s^{-1} for the 2007 and 2010 data, respectively. Each line was then fitted with UCLSYN synthetic spectra, yielding $v_A \sin i_A = 14.5 \pm 0.1$ km s^{-1} and $v_B \sin i_B \leq 4.6 \pm 0.1$ km s^{-1} . These are much lower than the synchronous velocities, which are 36.7 ± 0.5 km s^{-1} and 27.1 ± 0.5 km s^{-1} , respectively. In contrast, Hilditch (1972b) found that the $v \sin i$ values were approximately synchronous. We attribute this discrepancy to the long exposure times (roughly 1 hr) needed to obtain photographic spectra of AS Cam, which will have caused smearing of the spectral lines due to orbital motion. Figure 2 shows the Mg II 4481 Å line profiles for the two stars

³ <http://sail.zpf.fer.hr/fdbinary/>

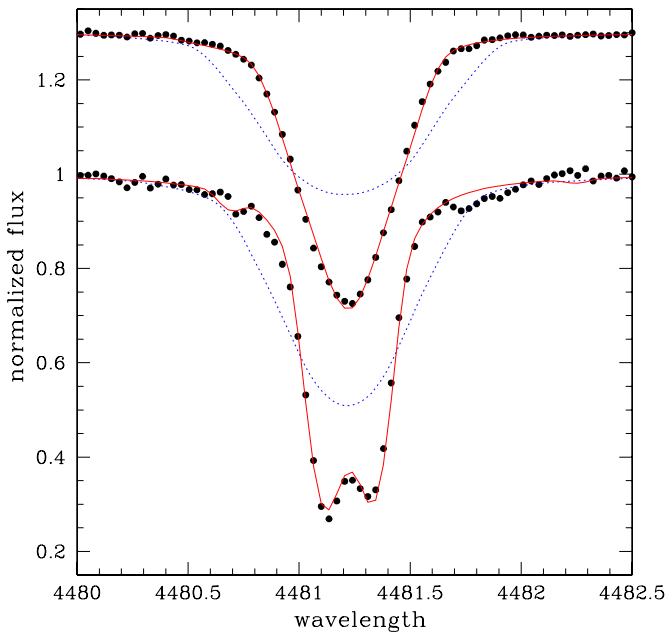


Figure 2. Profiles of the Mg II 4481 Å line for star A (offset by +0.3) and star B (normalized to unity). Synthetic spectra for the measured $v \sin i$ values are shown with red solid lines. Blue dotted lines show the synthetic spectra broadened to the synchronous rotational velocities.

compared to synthetic spectra calculated for the measured and for synchronous $v \sin i$ values.

4. APSIDAL MOTION

Published measurements of the apsidal period and eccentricity of AS Cam are conspicuous by their disagreement. Below we cast the argument in terms of the apsidal motion rate in degrees per year. $\dot{\omega}_{\text{obs}}$ is the observed rate, $\dot{\omega}_{\text{GR}}$ is the relativistic contribution, and $\dot{\omega}_{\text{cl}}$ is the classical (tidal) contribution which can be estimated from stellar theory.

Khaliullin & Kozyreva (1983) discovered apsidal motion in the AS Cam system, finding $e = 0.1695 \pm 0.0014$ and $\dot{\omega}_{\text{obs}} = 0.16 \text{ yr}^{-1}$. Maloney et al. (1989) adopted $e = 0.17$ and got $\dot{\omega}_{\text{obs}} = 0.150 \pm 0.053 \text{ yr}^{-1}$, noting that this was far smaller than the expected amount due to $\dot{\omega}_{\text{GR}} = 0.085 \pm 0.002 \text{ yr}^{-1}$ and $\dot{\omega}_{\text{cl}} = 0.358 \pm 0.058 \text{ yr}^{-1}$. Krzesinski et al. (1990) suggested that a lower eccentricity could at least partially solve this problem, obtaining $e = 0.10 \pm 0.01$ and $\dot{\omega}_{\text{obs}} = 0.39^{+0.80}_{-0.26} \text{ deg yr}^{-1}$. Wolf et al. (1996) adopted $e = 0.14$ and found $\dot{\omega}_{\text{obs}} = 0.183 \pm 0.026 \text{ yr}^{-1}$, whereas Kozyreva & Khaliullin (1999) assumed $e = 0.17$ to obtain $\dot{\omega}_{\text{obs}} = 0.149 \pm 0.015 \text{ yr}^{-1}$. Finally, Bozkurt & Değirmenci (2007) arrived at $e = 0.1018 \pm 0.0006$ and $\dot{\omega}_{\text{obs}} = 0.486 \pm 0.004 \text{ yr}^{-1}$. This $\dot{\omega}_{\text{obs}}$ is consistent with $\dot{\omega}_{\text{GR}} + \dot{\omega}_{\text{cl}}$, although its error bar is certainly too small.

From the above details it is clear that e and $\dot{\omega}_{\text{obs}}$ are highly correlated for AS Cam, whose apsidal period is much longer than its observational history. To illustrate this we collected all available times of minimum light for AS Cam and analyzed them using the JKTAPSMOT code (Southworth et al. 2004a), which implements the exact ephemeris-curve method of Lacy (1992). Most of these minimum timings have no associated error bar, so uncertainties were estimated to be 0.01 days for photographic results and 0.001 days for photoelectric/CCD timings. All error bars were then scaled up by a factor of five during the fitting process to force $\chi^2_{\nu} = 1.0$ for the best fit. Solutions were then made both with (124 measurements) and

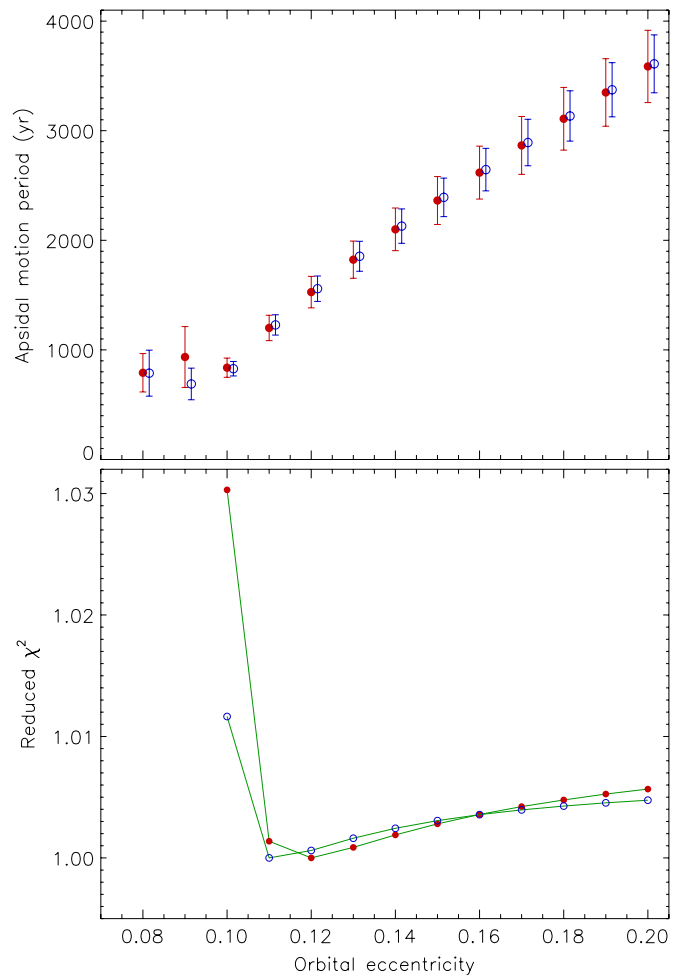


Figure 3. Plot of the apsidal motion periods found for AS Cam as a function of eccentricity (upper panel). Filled red and open blue circles show results respectively with and without including photographic observations. The lower panel shows χ^2_{ν} , which is forced to equal 1.0 for the best fit in each case.

without (92 measurements) the photographic timings, and for eccentricities of from 0.08 to 0.20. The upper panel in Figure 3 demonstrates the strong correlation between e and $\dot{\omega}_{\text{obs}}$, whereas the lower panel shows quality of the fit. While the lowest χ^2_{ν} is found for $e \approx 0.115$, all solutions in the range $e = 0.11\text{--}0.20$ are statistically acceptable.

We have a crucial advantage over previous studies, namely, the very precise $e = 0.164 \pm 0.004$ found from our SPD analysis (Table 1). We can therefore reject low-eccentricity solutions (Krzesinski et al. 1990; Bozkurt & Değirmenci 2007) with extreme confidence, and also break the degeneracy between e and $\dot{\omega}_{\text{obs}}$. Rerunning the JKTABSDIM analysis with e fixed to 0.164 and including all times of minimum, we find $\dot{\omega}_{\text{obs}} = 0.133 \pm 0.010 \text{ yr}^{-1}$, corresponding to $U = 2700 \pm 250 \text{ yr}$. The uncertainty in eccentricity has a negligible effect.

From the orbital elements of AS Cam (Table 1) we measure the relativistic contribution to the apsidal motion to be $\dot{\omega}_{\text{GR}} = 0.0963 \pm 0.0002 \text{ yr}^{-1}$ (e.g., Giménez 1985). Subtracting this from the observed value gives the rate due to classical effects: $\dot{\omega}_{\text{cl}} = 0.037 \pm 0.010 \text{ yr}^{-1}$.

The expected $\dot{\omega}_{\text{cl}}$ can be obtained from the internal structure constants $\log k_2$, using the equations given by Claret & Giménez (1993). In turn, $\log k_2$ must be estimated from theoretical stellar structure models and depends on the detailed characteristics of

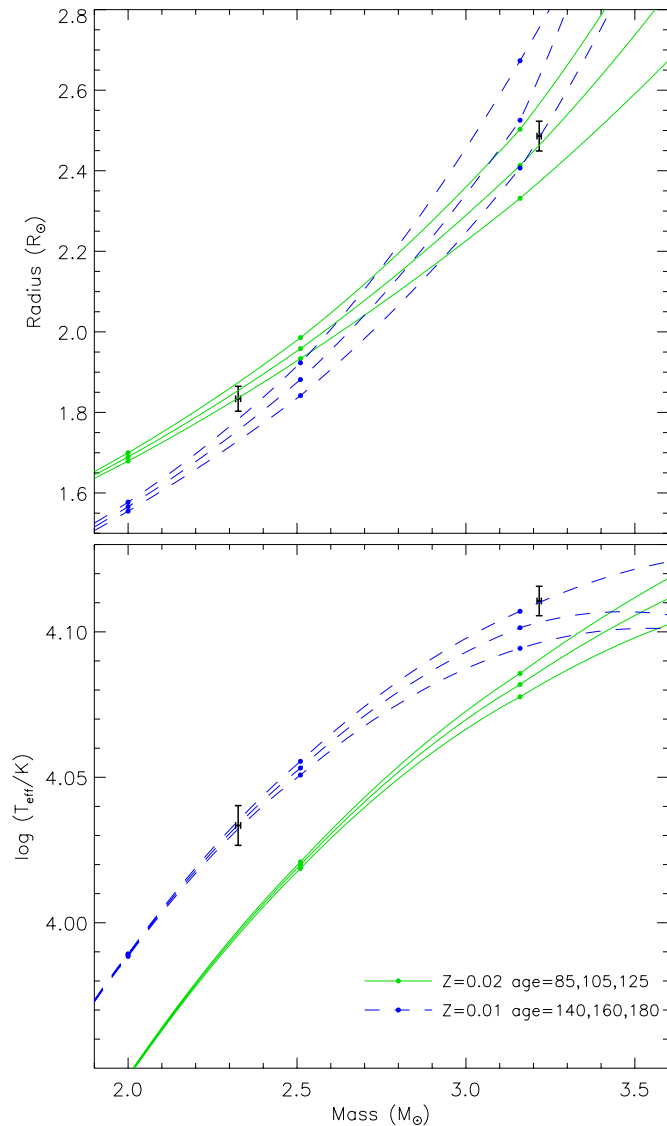


Figure 4. Positions of the stars in AS Cam in the mass–radius and mass– T_{eff} diagrams, compared to theoretical predictions from the Granada models. Results are shown for fractional metal abundances by mass of $Z = 0.02$ (green solid lines) and $Z = 0.01$ (blue dashed lines) and for the best-matching ages ± 20 Myr. The filled circles represent the points at which tabulated model predictions are available, and the lines show a quadratic interpolation between these points.

the stars. We have compared AS Cam to the Granada model tabulations (Claret 1995, 1997; Claret & Giménez 1995, 1998) using the minimum masses from Table 1, orbital inclination and radii from J. Southworth et al. (2011, in preparation), and T_{eff} values from Section 3. From Figure 4 we find that the fractional metal abundance of the binary is in the range $Z = 0.01$ – 0.02 , which is qualitatively in good agreement with the spectral line strengths, and that its age is about 130 Myr.

The internal structure constants for $Z = 0.02$ and age 105 Myr are $\log k_2(\text{A}) = -1.55$ and $\log k_2(\text{B}) = -1.50$, whereas for $Z = 0.01$ and age 160 Myr they are -2.33 and -1.46 . $\log k_2(\text{A})$ is rather sensitive to the evolutionary status of star A. These $\log k_2$ values result in theoretical $\dot{\omega}_{\text{cl}}$ values of $0^{\circ}.87$ and $0^{\circ}.40 \text{ yr}^{-1}$, for $Z = 0.02$ and $Z = 0.01$, respectively. These are both well in excess of the $0^{\circ}.037 \text{ yr}^{-1}$ which is actually observed. We therefore confirm the discrepant apsidal motion of AS Cam to a high level of significance.

The third body orbiting AS Cam has a very small light-time amplitude and an orbital period of 2.2 yr (Kozyreva & Khaliullin 1999; Bozkurt & Değirmenci 2007), which is orders of magnitude shorter than U so should not have a significant effect on the analysis above. We have checked this by calculating a periodogram of the residuals of the apsidal-motion fit, using the PERIOD04 package (Lenz & Breger 2004). We find a peak of 2σ significance at $P_3 = 824$ days. This period is consistent with previous studies, as expected because most minimum timings are in common. Our attempts to fit a spectroscopic orbit to the residuals led to a wide variety of solutions, depending on the starting parameter values and which parameters were fitted. New apsidal motion solutions with these orbits subtracted are not significantly different from our baseline solution. We conclude that there may be a third body, but that the data in hand are insufficient to confirm its existence or give its orbital parameters, and that in any case it does not affect our measured $\dot{\omega}_{\text{obs}}$.

5. PROGNOSIS

We find that AS Cam has a classical apsidal motion rate which is an order of magnitude lower than theoretically predicted. How can this be explained?

5.1. Problems with Stellar Theory or Gravity Theory

The predicted $\dot{\omega}_{\text{cl}}$ relies on our understanding of stellar physics, which is certainly imperfect. But it is difficult to see how the rate could decrease by an order of magnitude in order to match our observations. Modern stellar theory does a good job of explaining apsidal motion in the great majority of close binaries (Claret & Giménez 2010) so AS Cam would have to be a special case. Similar comments apply to relativistic apsidal motion, as the theory of general relativity is otherwise highly successful in a wide range of scientific disciplines.

5.2. Anomalously Slow Rotation

The $v \sin i$ values of the stars are slower than the synchronous values by factors of 2.5 (star A) and 6 (star B). This apparently slow rotation results in a smaller predicted $\dot{\omega}_{\text{cl}}$, but only by $\sim 10\%$. Thus, slow rotation cannot explain the $\dot{\omega}_{\text{cl}}$ discrepancy.

Tidal effects are expected to move the rotation rates toward the synchronous values and e toward zero, so it is reasonable to ask why we see such low $v \sin i$ values. The synchronization timescales (Zahn 1975) are 106 Myr for star A and 1300 Myr for star B. As the age of the system is 100–160 Myr, we do not expect the stars to have reached synchronization yet. They would thus have had to form with very slow rotation rates, which is exceptional but at least more plausible for a close binary than for a single star (Tohline 2002). The orbital circularization timescale is much longer again, in agreement with the observed eccentricity.

5.3. Spin–Orbit Misalignment

AS Cam and DI Her are two well-known binaries with anomalously low $\dot{\omega}_{\text{obs}}$ values which challenge our understanding of stellar physics. The problem with DI Her has recently been explained as resulting from a large misalignment between the orbital and rotational axes (Albrecht et al. 2009). This is a highly plausible explanation for AS Cam, particularly due to the low $v \sin i$ values we find for both stars. Maloney et al. (1991) considered this possibility for AS Cam itself, but rejected it because the stars were then thought to be rotating synchronously (Hilditch 1972b).

In the light of the considerably subsynchronous rotation that we find for AS Cam, it is interesting to reconsider this hypothesis. Shakura (1985) found that the line of apsides can undergo retrograde motion if the stellar rotational axes are not aligned to the orbital axis, with the largest effect when the axes are perpendicular. In the case of AS Cam, Shakura found that the observed and computed $\dot{\omega}_{\text{cl}}$ values could be brought into agreement if the stars were rotating at three times the synchronous rate around axes perpendicular to the orbital axis. It follows that the stars' rotation axes should be tilted by 82° and 87° with respect to the orbital axis to produce the observed $v \sin i$ values, which is indeed very close to perpendicularity.

Although the axial misalignment hypothesis is very persuasive, it does incur the question of why tidal effects have not aligned the axes. The timescale for axial alignment is much shorter than for rotational synchronization (Hut 1981; Mazeh 2008), and therefore much shorter than the age of AS Cam. Possible reasons for a misalignment between spin and orbital axes have been discussed by Bonnell et al. (1992). Axial misalignment may also explain the slow rotational velocities found for the eclipsing binary systems V615 Persei (Southworth et al. 2004b) and the central star of the planetary nebula SuWt 2 (Exter et al. 2010).

5.4. Perturbations from a Third Body

The times of minimum light of AS Cam suggest (but do not require) the presence of a third body causing a light-time effect (Section 4). Extensive numerical calculations have shown that a third star in an orbit almost perpendicular to the orbital plane of a close binary can cause anomalous apsidal motion (Khodykin et al. 2004; Fabrycky & Tremaine 2007; Borkovits et al. 2007). This option seems unlikely, but cannot be dismissed as yet.

6. SUMMARY

We have presented the first modern spectroscopic study of AS Cam, an eclipsing binary which shows anomalously slow apsidal motion. Through a spectral disentangling approach we have obtained high-precision measurements of the minimum masses of the stars, their T_{eff} s, and their projected rotational velocities. If the stellar rotational axes are aligned with the orbital axis, the stars are rotating much more slowly than the synchronous velocities. We have re-investigated the apsidal motion of the system and demonstrated the strong correlation between apsidal motion rate and eccentricity. We have used our precise measurement of $e = 0.164 \pm 0.004$ to break this degeneracy, finding $\dot{\omega}_{\text{obs}} = 0^\circ.133 \pm 0^\circ.010 \text{ yr}^{-1}$, corresponding to $U = 2700 \pm 250 \text{ yr}$. The relativistic component of this is $\dot{\omega}_{\text{GR}} = 0^\circ.0963 \pm 0^\circ.0002 \text{ yr}^{-1}$, so the tidal component is therefore $\dot{\omega}_{\text{cl}} = 0^\circ.037 \pm 0^\circ.010 \text{ yr}^{-1}$. From theoretical stellar evolutionary models we predict a very different $\dot{\omega}_{\text{cl}}$ in the range $0^\circ.40\text{--}0^\circ.87 \text{ yr}^{-1}$.

We find no reason to suspect problems with our understanding of stellar physics or general relativity, primarily because the $\dot{\omega}_{\text{obs}}$ values for most other close binaries agree well with theoretical predictions. Invoking slow rotation only changes the predicted $\dot{\omega}_{\text{cl}}$ by $\sim 10\%$ so does not solve the discrepancy. However, the low $v \sin i$ values suggest that the rotational axes of the stars are highly inclined with respect to the orbital axes. Shakura (1985) found that the discrepant apsidal motion for AS Cam could be explained if the rotational axes were perpendicular to the orbital axis and that the stars were rotating three times faster than synchronously. We therefore interpret our results as

evidence of axial misalignment in the AS Cam system. The same phenomenon was found for DI Her (Albrecht et al. 2009), using a different observational approach.

Observation of the Rossiter–McLaughlin effect in AS Camelopardalis would allow further constraints to be placed on its dynamical characteristics (e.g., Albrecht et al. 2007, 2009, 2011), as would measuring additional times of minimum light. Further theoretical study of the tidal effects in misaligned binary systems would also be very illuminating.

K.P. acknowledges receipt of the Leverhulme Trust Visiting Professorship which made possible his sabbatical stay at Keele University. The work of K.P. is funded by the Croatian Ministry of Science. J.S. thanks STFC for the award of an Advanced Fellowship. We acknowledge fruitful discussion with Herman Hensberge and Saša Ilijić on the error propagation in spectral disentangling. This Letter is based on observations made with the Nordic Optical Telescope, operated on the island of La Palma jointly by Denmark, Finland, Iceland, Norway, and Sweden, in the Spanish Observatorio del Roque de los Muchachos.

REFERENCES

- Albrecht, S., Reffert, S., Snellen, I., Quirrenbach, A., & Mitchell, D. S. 2007, *A&A*, 474, 565
- Albrecht, S., Reffert, S., Snellen, I. A. G., & Winn, J. N. 2009, *Nature*, 461, 373
- Albrecht, S., Winn, J. N., Carter, J. A., Snellen, I. A. G., & de Mooij, E. J. W. 2011, *ApJ*, 726, 68
- Bonnell, I., Arcoragi, J., Martel, H., & Bastien, P. 1992, *ApJ*, 400, 579
- Borkovits, T., Forgács-Dajka, E., & Regály, Z. 2007, *A&A*, 473, 191
- Bozkurt, Z., & Değirmenci, Ö. L. 2007, *MNRAS*, 379, 370
- Claret, A. 1995, *A&AS*, 109, 441
- Claret, A. 1997, *A&AS*, 125, 439
- Claret, A., & Gimenez, A. 1993, *A&A*, 277, 487
- Claret, A., & Giménez, A. 1995, *A&AS*, 114, 549
- Claret, A., & Giménez, A. 1998, *A&AS*, 133, 123
- Claret, A., & Giménez, A. 2010, *A&A*, 519, A57
- Claret, A., Torres, G., & Wolf, M. 2010, *A&A*, 515, A4
- Exter, K., Bond, H. E., Stassun, K. G., Smalley, B., Maxted, P. F. L., & Pollacco, D. L. 2010, *AJ*, 140, 1414
- Fabrycky, D., & Tremaine, S. 2007, *ApJ*, 669, 1298
- Giménez, A. 1985, *ApJ*, 297, 405
- Guinan, E. F., & Maloney, F. P. 1985, *AJ*, 90, 1519
- Hilditch, R. W. 1972a, *Mem. R. Astron. Soc.*, 76, 1
- Hilditch, R. W. 1972b, *PASP*, 84, 519
- Hut, P. 1981, *A&A*, 99, 126
- Ilijić, S. 2003, MSc thesis, Univ. Zagreb
- Ilijić, S., Hensberge, H., Pavlovski, K., & Freyhammer, L. M. 2004, in *ASP Conf. Ser. 318, Spectroscopically and Spatially Resolving the Components of the Close Binary Stars*, ed. R. W. Hilditch, H. Hensberge, & K. Pavlovski (San Francisco, CA: ASP), 111
- Khaliullin, K. F., & Kozyreva, V. S. 1983, *Ap&SS*, 94, 115
- Khodykin, S. A., Zakharov, A. I., & Andersen, W. L. 2004, *ApJ*, 615, 506
- Kozyreva, V. S., & Khaliullin, K. F. 1999, *Astron. Rep.*, 43, 679
- Krziesinski, J., Kuczawska, E., & Pajdosz, G. 1990, *IBVS*, 3495
- Lacy, C. H. S. 1992, *AJ*, 104, 2213
- Lenz, P., & Breger, M. 2004, in *IAU Symp. 224, The A-Star Puzzle*, ed. J. Zverko, J. Žižnovsky, S. J. Adelman, & W. W. Weiss (Cambridge: Cambridge Univ. Press), 786
- Maloney, F. P., Guinan, E. F., & Boyd, P. T. 1989, *AJ*, 98, 1800
- Maloney, F. P., Guinan, E. F., & Mukherjee, J. 1991, *AJ*, 102, 256
- Mazeh, T. 2008, in *EAS Publ. Ser. 29, Tidal Effects in Stars, Planets and Disks*, ed. M.-J. Goupil & J.-P. Zahn (Les Ulis: EDP Sciences), 1
- Pavlovski, K., & Hensberge, H. 2005, *A&A*, 439, 309
- Pavlovski, K., & Hensberge, H. 2010, in *ASP Conf. Ser. 435, Binaries—Key to the Comprehension of the Universe*, ed. A. Prša & M. Zejda (San Francisco, CA: ASP), 207
- Pavlovski, K., & Southworth, J. 2009, *MNRAS*, 394, 1519
- Pavlovski, K., Tamajo, E., Koubský, P., Southworth, J., Yang, S., & Kolbas, V. 2009, *MNRAS*, 400, 791
- Shakura, N. I. 1985, *Sov. Astron. Lett.*, 11, 224
- Simon, K. P., & Sturm, E. 1994, *A&A*, 281, 286

Smalley, B., Smith, K. C., & Dworetzky, M. M. 2001, UCLSYN Userguide
(London: University College London)
Smith, K. C. 1992, PhD thesis, Univ. London
Southworth, J., & Clausen, J. V. 2007, [A&A](#), **461**, 1077
Southworth, J., Maxted, P. F. L., & Smalley, B. 2004a, [MNRAS](#), **351**, 1277

Southworth, J., Maxted, P. F. L., & Smalley, B. 2004b, [MNRAS](#), **349**, 547
Tamajo, E., Pavlovski, K., & Southworth, J. 2011, [A&A](#), **526**, A76
Tohline, J. E. 2002, [ARA&A](#), **40**, 349
Wolf, M., Sarounova, L., & Diethelm, R. 1996, [A&AS](#), **116**, 463
Zahn, J. 1975, [A&A](#), **41**, 329