

Enhanced production of multi-strange hadrons in high-multiplicity proton-proton collisions

(ALICE Collaboration) Adam, J.; ...; Antičić, Tome; ...; Erhardt, Filip; ...; Gotovac, Sven; ...; Mudnić, Eugen; ...; ...

Source / Izvornik: **Nature Physics, 2017, 13, 535 - 539**

Journal article, Published version

Rad u časopisu, Objavljena verzija rada (izdavačev PDF)

<https://doi.org/10.1038/nphys4111>

Permanent link / Trajna poveznica: <https://urn.nsk.hr/urn:nbn:hr:217:612871>

Rights / Prava: [Attribution 4.0 International](#)/[Imenovanje 4.0 međunarodna](#)

Download date / Datum preuzimanja: **2025-01-09**



Repository / Repozitorij:

[Repository of the Faculty of Science - University of Zagreb](#)



Enhanced production of multi-strange hadrons in high-multiplicity proton–proton collisions

ALICE Collaboration[†]

At sufficiently high temperature and energy density, nuclear matter undergoes a transition to a phase in which quarks and gluons are not confined: the quark–gluon plasma (QGP)¹. Such an exotic state of strongly interacting quantum chromodynamics matter is produced in the laboratory in heavy nuclei high-energy collisions, where an enhanced production of strange hadrons is observed^{2–6}. Strangeness enhancement, originally proposed as a signature of QGP formation in nuclear collisions⁷, is more pronounced for multi-strange baryons. Several effects typical of heavy-ion phenomenology have been observed in high-multiplicity proton–proton (pp) collisions^{8,9}, but the enhanced production of multi-strange particles has not been reported so far. Here we present the first observation of strangeness enhancement in high-multiplicity proton–proton collisions. We find that the integrated yields of strange and multi-strange particles, relative to pions, increases significantly with the event charged-particle multiplicity. The measurements are in remarkable agreement with the p–Pb collision results^{10,11}, indicating that the phenomenon is related to the final system created in the collision. In high-multiplicity events strangeness production reaches values similar to those observed in Pb–Pb collisions, where a QGP is formed.

The production of strange hadrons in high-energy hadronic interactions provides a way to investigate the properties of quantum chromodynamics (QCD), the theory of strongly interacting matter. Unlike up (u) and down (d) quarks, which form ordinary matter, strange (s) quarks are not present as valence quarks in the initial state, yet they are sufficiently light to be abundantly created during the course of the collisions. In the early stages of high-energy collisions, strangeness is produced in hard (perturbative) $2 \rightarrow 2$ partonic scattering processes by flavour creation ($gg \rightarrow s\bar{s}, q\bar{q} \rightarrow s\bar{s}$) and flavour excitation ($gs \rightarrow gs, qs \rightarrow qs$). Strangeness is also created during the subsequent partonic evolution via gluon splittings ($g \rightarrow s\bar{s}$). These processes tend to dominate the production of high transverse momentum (p_T) strange hadrons. At low p_T , non-perturbative processes dominate the production of strange hadrons. In string fragmentation models the production of strange hadrons is generally suppressed relative to hadrons containing only light quarks, as the strange quark is heavier than up and down quarks. The amount of strangeness suppression in elementary (e^+e^- and pp) collisions is an important parameter in Monte Carlo (MC) models. For this reason, measurements of strange hadron production place constraints on these models.

The abundances of strange particles relative to pions in heavy-ion collisions from top RHIC (Relativistic Heavy-Ion Collider) to LHC (Large Hadron Collider) energies do not show a significant dependence on either the initial volume (collision centrality) or the initial energy density (collision energy). With the exception of the most peripheral collisions, particle ratios are found to be compatible with those of a hadron gas in thermal and chemical

equilibrium and can be described using a grand-canonical statistical model^{12,13}. In peripheral collisions, where the overlap of the colliding nuclei becomes very small, the relative yields of strange particles to pions decrease and tend toward those observed in pp collisions, for which a statistical-mechanics approach can also be applied^{14,15}. Extensions of a pure grand-canonical description of particle production, such as statistical models implementing strangeness canonical suppression¹⁶ and core–corona superposition^{17,18} models, can effectively produce a suppression of strangeness production in small systems. However, the microscopic origin of enhanced strangeness production is not known, and the measurements presented in this Letter may contribute to its understanding. Several effects, such as azimuthal correlations and mass-dependent hardening of p_T distributions, which in nuclear collisions are typically attributed to the formation of a strongly interacting quark–gluon medium, have been observed in high-multiplicity pp and proton–nucleus collisions at the LHC^{8–11,19–25}. Yet, enhanced production of strange particles as a function of the charged-particle multiplicity density ($dN_{ch}/d\eta$) has so far not been observed in pp collisions. The study of pp collisions at high multiplicity is thus of considerable interest as it opens the exciting possibility of a microscopic understanding of phenomena known from nuclear reactions.

In this Letter, we present the multiplicity dependence of the production of primary strange ($K_S^0, \Lambda, \bar{\Lambda}$) and multi-strange ($\Xi^-, \Xi^+, \Omega^-, \Omega^+$) hadrons in pp collisions at the centre-of-mass energy of $\sqrt{s} = 7$ TeV. Primary particles are defined as all particles created in the collisions, except those coming from weak decays of light-flavour hadrons and of muons. The measurements have been performed at midrapidity (the particle rapidity is defined as $y = (1/2) \ln((E + p_z c)/(E - p_z c))$, where E is the energy and p_z is the component of momentum along the beam axis), $|y| < 0.5$, with the ALICE detector²⁶ at the LHC. Similar measurements of the multiplicity and centrality dependence of strange and multi-strange hadron production have been performed by ALICE in proton–lead (p–Pb) collisions at a centre-of-mass energy per nucleon pair $\sqrt{s_{NN}} = 5.02$ TeV (refs 10,11) and in lead–lead (Pb–Pb) collisions at $\sqrt{s_{NN}} = 2.76$ TeV (refs 6,27). The measurements reported here have been obtained in pp collisions at $\sqrt{s} = 7$ TeV for events having at least one charged particle produced in the pseudorapidity (the particle pseudorapidity is defined as $\eta = -\ln(\tan(\theta/2))$, where θ is the angle with respect to the beam axis) interval $|\eta| < 1$ (INEL > 0), corresponding to about 75% of the total inelastic cross-section. To study the multiplicity dependence of strange and multi-strange hadron production, the sample is divided into event classes based on the total ionization energy deposited in the forward detectors, covering the pseudorapidity regions $2.8 < \eta < 5.1$ and $-3.7 < \eta < -1.7$.

Particle/antiparticle production yields are identical within uncertainties. The p_T distributions of $K_S^0, \Lambda + \bar{\Lambda}, \Xi^- + \Xi^+$ and $\Omega^- + \Omega^+$ (in the following denoted as K_S^0, Λ, Ξ and Ω) are shown in Fig. 1 for a selection of event classes with progressively decreasing

[†]A full list of authors and affiliations appears at the end of the paper.

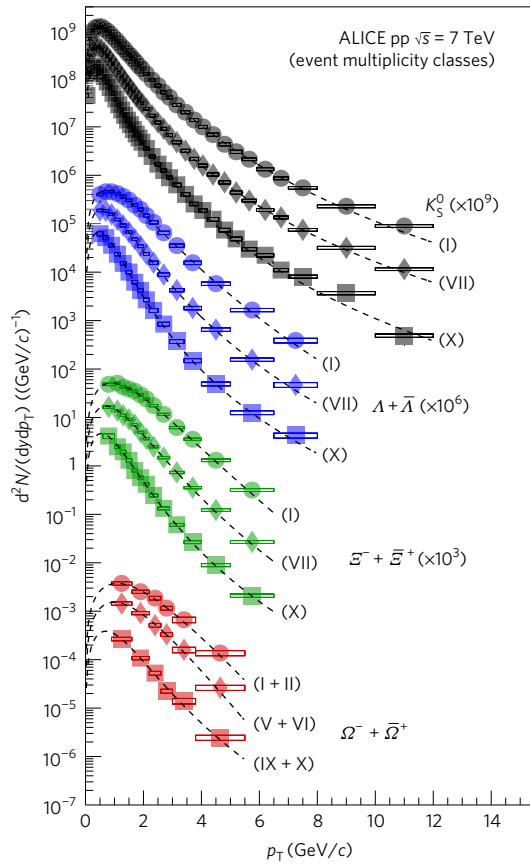


Figure 1 p_T -differential yields of K_S^0 , $\Lambda + \bar{\Lambda}$, $\Xi^- + \bar{\Xi}^+$ and $\Omega^- + \bar{\Omega}^+$ measured in $|y| < 0.5$. The results are shown for a selection of event classes, indicated by roman numbers in brackets, with decreasing multiplicity. The error bars show the statistical uncertainty, whereas the empty boxes show the total systematic uncertainty. The data are scaled by different factors to improve the visibility. The dashed curves represent Tsallis-Lévy fits to each individual distribution to extract integrated yields. The indicated uncertainties all represent standard deviations.

$\langle dN_{ch}/d\eta \rangle$. The mean pseudorapidity densities of primary charged particles $\langle dN_{ch}/d\eta \rangle$ are measured at midrapidity, $|\eta| < 0.5$. The p_T spectra become harder as the multiplicity increases, with the hardening being more pronounced for higher-mass particles. A similar observation was reported for p-Pb collisions¹⁰, where this and several other features common with Pb-Pb collisions are consistent with the appearance of collective behaviour at high multiplicity^{8,11,19–23}. In heavy-ion collisions these observations are successfully described by models based on relativistic hydrodynamics. In this framework, the p_T distributions are determined by particle emission from a collectively expanding thermal source²⁸. The blast-wave model²⁹ is employed to analyse the spectral shapes of K_S^0 , Λ and Ξ in the common highest multiplicity class (class I). A simultaneous fit to all particles is performed following the approach discussed in ref. 10 in the p_T ranges 0–1.5, 0.6–2.9 and 0.6–2.9 GeV/c, for K_S^0 , Λ and Ξ , respectively. The best fit describes the data to better than 5% in the respective fit ranges, consistent with particle production from a thermal source at temperature T_{fo} expanding with a common transverse velocity $\langle \beta_T \rangle$. The resulting parameters, $T_{fo} = 163 \pm 10$ MeV and $\langle \beta_T \rangle = 0.49 \pm 0.02$, are remarkably similar to the ones obtained in p-Pb collisions for an event class with comparable $\langle dN_{ch}/d\eta \rangle$ (ref. 10).

The p_T -integrated yields are computed from the data in the measured ranges and using extrapolations to the unmeasured regions. To extrapolate to the unmeasured region, the data were fitted with a Tsallis-Lévy¹⁰ parametrization, which gives the best

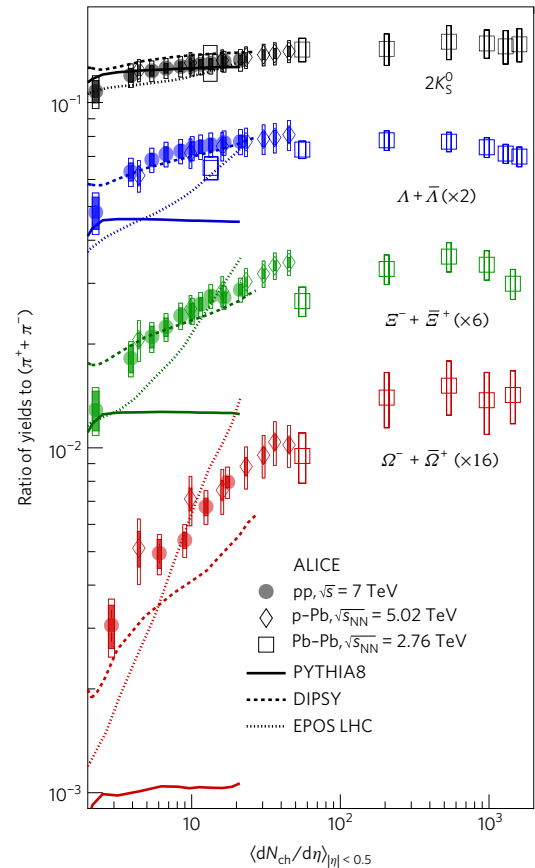


Figure 2 p_T -integrated yield ratios to pions ($\pi^+ + \pi^-$) as a function of $\langle dN_{ch}/d\eta \rangle$ measured in $|y| < 0.5$. The error bars show the statistical uncertainty, whereas the empty and dark-shaded boxes show the total systematic uncertainty and the contribution uncorrelated across multiplicity bins, respectively. The values are compared to calculations from MC models^{30–32} and to results obtained in p-Pb and Pb-Pb collisions at the LHC^{6,10,11}. For Pb-Pb results the ratio $2\Lambda/(\pi^+ + \pi^-)$ is shown. The indicated uncertainties all represent standard deviations.

description of the individual spectra for all particles and all event classes over the full p_T range (Fig. 1). Several other fit functions (Boltzmann, m_T -exponential, p_T -exponential, blast wave, Fermi-Dirac, Bose-Einstein) are employed to estimate the corresponding systematic uncertainties. The fraction of the extrapolated yield for the highest(lowest) multiplicity event class is about 10(25)%, 16(36)%, 27(47)% for Λ , Ξ and Ω , respectively, and is negligible for K_S^0 . The uncertainty on the extrapolation amounts to about 2(6)%, 3(10)%, 4(13)% of the total yield for Λ , Ξ and Ω , respectively, and it is negligible for K_S^0 . The total systematic uncertainty on the p_T -integrated yields amounts to 5(9)%, 7(12)%, 6(14)% and 9(18)% for K_S^0 , Λ , Ξ and Ω , respectively. A significant fraction of this uncertainty is common to all multiplicity classes and it is estimated to be about 5%, 6%, 6% and 9% for K_S^0 , Λ , Ξ and Ω , respectively. In Fig. 2, the ratios of the yields of K_S^0 , Λ , Ξ and Ω to the pion ($\pi^+ + \pi^-$) yield as a function of $\langle dN_{ch}/d\eta \rangle$ are compared to p-Pb and Pb-Pb results at the LHC^{6,10,11}. A significant enhancement of strange to non-strange hadron production is observed with increasing particle multiplicity in pp collisions. The behaviour observed in pp collisions resembles that of p-Pb collisions at a slightly lower centre-of-mass energy¹¹, in terms of both the values of the ratios and their evolution with multiplicity. As no significant dependence on the centre-of-mass energy is observed at the LHC for inclusive inelastic collisions, the origin of strangeness production in hadronic collisions is apparently driven by the characteristics of the final state rather than by the collision system or energy. At

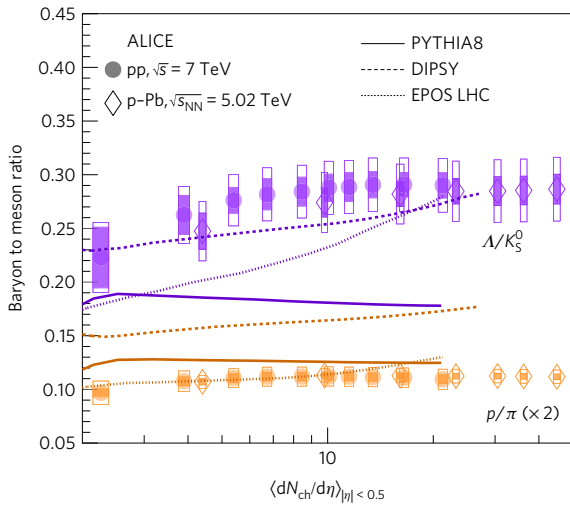


Figure 3 | Particle yield ratios $\Lambda/K_S^0 = (\Lambda + \bar{\Lambda})/2K_S^0$ and $p/\pi = (p + \bar{p})/(\pi^+ + \pi^-)$ as a function of $\langle dN_{ch}/d\eta \rangle$. The yield ratios are measured in the rapidity interval $|y| < 0.5$. The error bars show the statistical uncertainty, whereas the empty and dark-shaded boxes show the total systematic uncertainty and the contribution uncorrelated across multiplicity bins, respectively. The values are compared to calculations from MC models^{30–32} in pp collisions at $\sqrt{s} = 7$ TeV and to results obtained in p-Pb collisions at the LHC¹⁰. The indicated uncertainties all represent standard deviations.

high multiplicity, the yield ratios reach values similar to the ones observed in Pb–Pb collisions, where no significant change with multiplicity is observed beyond an initial slight rise. Note that the final-state average charged-particle density $\langle dN_{ch}/d\eta \rangle$, which changes by over three orders of magnitude from low-multiplicity pp to central Pb–Pb, will in general be related to different underlying physics in the various reaction systems. For example, under the assumption that the initial reaction volume in both pp and p–Pb is determined mostly by the size of the proton, $\langle dN_{ch}/d\eta \rangle$ could be used as a proxy for the initial energy density. In Pb–Pb collisions, on the other hand, both the overlap area as well as the energy density could increase with $\langle dN_{ch}/d\eta \rangle$. Nonetheless, it is a non-trivial observation that particle ratios in pp and p–Pb are identical at the same $dN_{ch}/d\eta$, representing an indication that the final-state particle density might indeed be a good scaling variable between these two systems.

Figure 3 shows that the yield ratios $\Lambda/K_S^0 = (\Lambda + \bar{\Lambda})/2K_S^0$ and $p/\pi = (p + \bar{p})/(\pi^+ + \pi^-)$ do not change significantly with multiplicity, demonstrating that the observed enhanced production rates of strange hadrons with respect to pions is not due to the difference in the hadron masses. The results in Figs 2 and 3 are compared to calculations from MC models commonly used for pp collisions at the LHC: PYTHIA8³⁰, EPOS LHC³¹ and DIPSY³². The kinematic domain and the multiplicity selections are the same for MC and data, namely, dividing the INEL > 0 sample into event classes based on the total charged-particle multiplicity in the forward region. The observation of a multiplicity-dependent enhancement of the production of strange hadrons along with the constant production of protons relative to pions cannot be simultaneously reproduced by any of the MC models commonly used at the LHC. The model which describes the data best, DIPSY, is a model where interaction between gluonic strings is allowed to form ‘colour ropes’ which are expected to produce more strange particles and baryons.

To illustrate the evolution of the production of strange hadrons with multiplicity, Fig. 4 presents the yield ratios to pions divided by the values measured in the inclusive INEL > 0 pp sample, both for pp and p–Pb collisions. The observed multiplicity-dependent enhancement with respect to the INEL > 0 sample follows a hierarchy determined by the hadron strangeness. We have attempted

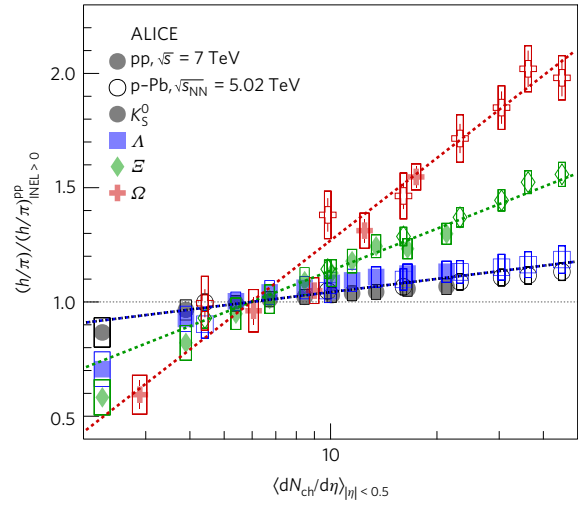


Figure 4 | Particle yield ratios to pions normalized to the values measured in the inclusive INEL > 0 pp sample. The results are shown for pp and p–Pb collisions, both normalized to the inclusive INEL > 0 pp sample. The error bars show the statistical uncertainty. The common systematic uncertainties cancel in the double ratio. The empty boxes represent the remaining uncorrelated uncertainties. The lines represent a simultaneous fit of the results with the empirical scaling formula in equation (1). The indicated uncertainties all represent standard deviations.

to describe the observed strangeness hierarchy by fitting the data presented in Fig. 4 and the empirical function of the form

$$\frac{(h/\pi)}{(h/\pi)_{INEL > 0}^{pp}} = 1 + a S^b \log \left[\frac{\langle dN_{ch}/d\eta \rangle}{\langle dN_{ch}/d\eta \rangle_{INEL > 0}^{pp}} \right] \quad (1)$$

where S is the number of strange or anti-strange valence quarks in the hadron, $(h/\pi)_{INEL > 0}^{pp}$ and $\langle dN_{ch}/d\eta \rangle_{INEL > 0}^{pp}$ are the measured hadron-to-pion ratio and the charged-particle multiplicity density in INEL > 0 pp collisions, respectively, and a and b are free parameters. The fit describes the data well, yielding $a = 0.083 \pm 0.006$, $b = 1.67 \pm 0.09$, with a χ^2/ndf of 0.66.

In summary, we have presented the multiplicity dependence of the production of primary strange (K_S^0 , Λ , $\bar{\Lambda}$) and multi-strange (Ξ^- , $\bar{\Xi}^+$, Ω^- , $\bar{\Omega}^+$) hadrons in pp collisions at $\sqrt{s} = 7$ TeV. The results are obtained as a function of $\langle dN_{ch}/d\eta \rangle$ measured at midrapidity for event classes selected on the basis of the total charge deposited in the forward region. The p_T spectra become harder as the multiplicity increases. The mass and multiplicity dependences of the spectral shapes are reminiscent of the patterns seen in p–Pb and Pb–Pb collisions at the LHC, which can be understood assuming a collective expansion of the system in the final state. The data show for the first time in pp collisions that the p_T -integrated yields of strange and multi-strange particles relative to pions increase significantly with multiplicity. These particle ratios are similar to those found in p–Pb collisions at the same multiplicity densities¹¹. The observed enhancement increases with strangeness content rather than with mass or baryon number of the hadron. Such behaviour cannot be reproduced by any of the MC models commonly used, suggesting that further developments are needed to obtain a complete microscopic understanding of strangeness production, and indicating the presence of a phenomenon novel in high-multiplicity pp collisions. The evolution of strangeness enhancement seen at the LHC steadily increases as a function of $\langle dN_{ch}/d\eta \rangle$ from low-multiplicity pp to high multiplicity p–Pb and reaches the values observed in Pb–Pb collisions. This may point towards a common underlying physics mechanism which gradually compensates the strangeness suppression fragmentation. Further studies extending to higher multiplicity in small systems are essential, as they would

demonstrate whether strangeness production saturates at the thermal equilibrium values predicted by the grand-canonical statistical model^{12,13} or continues to increase. The remarkable similarity of strange particle production in pp, p–Pb and Pb–Pb collisions adds to previous measurements in pp, which also exhibit characteristic features known from high-energy heavy-ion collisions^{8–11,19–23,25} and are understood to be connected to the formation of a deconfined QCD phase at high temperature and energy density.

Methods

Methods, including statements of data availability and any associated accession codes and references, are available in the [online version of this paper](#).

Received 9 January 2017; accepted 23 March 2017;
published online 24 April 2017

References

- Shuryak, E. V. Quantum chromodynamics and the theory of superdense matter. *Phys. Rep.* **61**, 71–158 (1980).
- Andersen, E. *et al.* (WA97 Collaboration) Strangeness enhancement at mid-rapidity in Pb–Pb collisions at 158 AGeV/c. *Phys. Lett. B* **449**, 401–406 (1999).
- Afanasyev, S. V. *et al.* (NA49 Collaboration) Ξ and $\bar{\Xi}$ production in central Pb+Pb collisions at 158 GeV/c per nucleon. *Phys. Lett. B* **538**, 275–281 (2002).
- Antinori, F. *et al.* (NA57 Collaboration) Energy dependence of hyperon production in nucleus–nucleus collisions at SPS. *Phys. Lett. B* **595**, 68–74 (2004).
- Abelev, B. I. *et al.* (STAR Collaboration) Enhanced strange baryon production in Au+Au collisions compared to p+p at $\sqrt{s}=200$ -GeV. *Phys. Rev. C* **77**, 044908 (2008).
- Abelev, B. *et al.* (ALICE Collaboration) Multi-strange baryon production at mid-rapidity in Pb–Pb collisions at $\sqrt{s_{NN}}=2.76$ TeV. *Phys. Lett. B* **728**, 216–227 (2014); erratum **734**, 409 (2014).
- Koch, P., Müller, B. & Rafelski, J. Strangeness in relativistic heavy ion collisions. *Phys. Rep.* **142**, 167–262 (1986).
- Khachatryan, V. *et al.* (CMS Collaboration) Observation of long-range near-side angular correlations in proton–proton collisions at the LHC. *JHEP* **9**, 091 (2010).
- Khachatryan, V. *et al.* (CMS Collaboration) Evidence for collectivity in pp collisions at the LHC. *Phys. Lett. B* **765**, 193–220 (2017).
- Abelev, B. *et al.* (ALICE Collaboration) Multiplicity dependence of pion, kaon, proton and lambda production in p–Pb collisions at $\sqrt{s_{NN}}=5.02$ TeV. *Phys. Lett. B* **728**, 25–38 (2014).
- Adam, J. *et al.* (ALICE Collaboration) Multi-strange baryon production in p–Pb collisions at $\sqrt{s_{NN}}=5.02$ TeV. *Phys. Lett. B* **758**, 389–401 (2016).
- Cleymans, J., Kraus, I., Oeschler, H., Redlich, K. & Wheaton, S. Statistical model predictions for particle ratios at $\sqrt{s_{NN}}=5.5$ -TeV. *Phys. Rev. C* **74**, 034903 (2006).
- Andronic, A., Braun-Munzinger, P. & Stachel, J. Thermal hadron production in relativistic nuclear collisions: the hadron mass spectrum, the horn, and the QCD phase transition. *Phys. Lett. B* **673**, 142–145 (2009); erratum **678**, 516 (2009).
- Hagedorn, R. & Ranft, J. Statistical thermodynamics of strong interactions at high-energies. 2. Momentum spectra of particles produced in pp-collisions. *Nuovo Cimento Suppl.* **6**, 169–354 (1968).
- Becattini, F. & Heinz, U. W. Thermal hadron production in p p and p anti-p collisions. *Z. Phys. C* **76**, 269–286 (1997); erratum **76**, 578 (1997).
- Redlich, K. & Tounsi, A. Strangeness enhancement and energy dependence in heavy ion collisions. *Eur. Phys. J. C* **24**, 589–594 (2002).
- Becattini, F. & Manninen, J. Strangeness production from SPS to LHC. *J. Phys. G* **35**, 104013 (2008).
- Aichelin, J. & Werner, K. Centrality dependence of strangeness enhancement in ultrarelativistic heavy ion collisions: a core–corona effect. *Phys. Rev. C* **79**, 064907 (2009); erratum **81**, 029902 (2010).
- Chatrchyan, S. *et al.* (CMS Collaboration) Observation of long-range near-side angular correlations in proton–lead collisions at the LHC. *Phys. Lett. B* **718**, 795–814 (2013).
- Abelev, B. *et al.* (ALICE Collaboration) Long-range angular correlations on the near and away side in p–Pb collisions at $\sqrt{s_{NN}}=5.02$ TeV. *Phys. Lett. B* **719**, 29–41 (2013).
- Aad, G. *et al.* (ATLAS Collaboration) Observation of associated near-side and away-side long-range correlations in $\sqrt{s_{NN}}=5.02$ TeV proton–lead collisions with the ATLAS detector. *Phys. Rev. Lett.* **110**, 182302 (2013).
- Aad, G. *et al.* (ATLAS Collaboration) Measurement with the ATLAS detector of multi-particle azimuthal correlations in p+Pb collisions at $\sqrt{s_{NN}}=5.02$ TeV. *Phys. Lett. B* **725**, 60–78 (2013).
- Chatrchyan, S. *et al.* (CMS Collaboration) Multiplicity and transverse momentum dependence of two- and four-particle correlations in pPb and PbPb collisions. *Phys. Lett. B* **724**, 213–240 (2013).
- Abelev, B. B. *et al.* (ALICE Collaboration) Long-range angular correlations of π , K and p in p–Pb collisions at $\sqrt{s_{NN}}=5.02$ TeV. *Phys. Lett. B* **726**, 164–177 (2013).
- Khachatryan, V. *et al.* (CMS Collaboration) Multiplicity and rapidity dependence of strange hadron production in pp, pPb, and PbPb collisions at the LHC. *Phys. Lett. B* **768**, 103–129 (2017).
- Aamodt, K. *et al.* (ALICE Collaboration) The ALICE experiment at the CERN LHC. *JINST* **3**, S08002 (2008).
- Abelev, B. *et al.* (ALICE Collaboration) K_S^0 and Λ production in Pb–Pb collisions at $\sqrt{s_{NN}}=2.76$ TeV. *Phys. Rev. Lett.* **111**, 222301 (2013).
- Heinz, U. W. Concepts of heavy ion physics. In *Proc. 2003 CERN-CLAF School of High-Energy Physics* (ed. Ellis, N.) 165–238 (CERN, 2004); <https://inspirehep.net/record/714564>
- Schnedermann, E., Sollfrank, J. & Heinz, U. W. Thermal phenomenology of hadrons from 200 A/GeV S+S collisions. *Phys. Rev. C* **48**, 2462–2475 (1993).
- Sjöstrand, T., Mrenna, S. & Skands, P. Z. A brief introduction to PYTHIA 8.1. *Comput. Phys. Commun.* **178**, 852–867 (2008).
- Pierog, T., Karpenko, I., Katzy, J., Yatsenko, E. & Werner, K. EPOS LHC: test of collective hadronization with LHC data. *Phys. Rev. C* **92**, 034906 (2015).
- Bierlich, C. & Christiansen, J. R. Effects of colour reconnection on hadron flavour observables. *Phys. Rev. D* **92**, 094010 (2015).

Acknowledgements

The ALICE Collaboration would like to thank all its engineers and technicians for their invaluable contributions to the construction of the experiment and the CERN accelerator teams for the outstanding performance of the LHC complex. The ALICE Collaboration gratefully acknowledges the resources and support provided by all Grid centres and the Worldwide LHC Computing Grid (WLCG) collaboration. The ALICE Collaboration acknowledges the following funding agencies for their support in building and running the ALICE detector: State Committee of Science, World Federation of Scientists (WFS) and Swiss Fonds Kidagan, Armenia; Conselho Nacional de Desenvolvimento Científico e Tecnológico (CNPq), Financiadora de Estudos e Projetos (FINEP), Fundação de Amparo à Pesquisa do Estado de São Paulo (FAPESP); Ministry of Science & Technology of China (MSTC), National Natural Science Foundation of China (NSFC) and Ministry of Education of China (MOEC)*; Ministry of Science, Education and Sports of Croatia and Unity through Knowledge Fund, Croatia; Ministry of Education and Youth of the Czech Republic; Danish Natural Science Research Council, the Carlsberg Foundation and the Danish National Research Foundation; The European Research Council under the European Community's Seventh Framework Programme; Helsinki Institute of Physics and the Academy of Finland; French CNRS-IN2P3, the 'Region Pays de Loire', 'Region Alsacé', 'Region Auvergne' and CEA, France; German Bundesministerium für Bildung, Wissenschaft, Forschung und Technologie (BMBF) and the Helmholtz Association; General Secretariat for Research and Technology, Ministry of Development, Greece; National Research, Development and Innovation Office (NKFIH), Hungary; Council of Scientific and Industrial Research (CSIR), New Delhi; Department of Atomic Energy and Department of Science and Technology of the Government of India; Istituto Nazionale di Fisica Nucleare (INFN) and Centro Fermi - Museo Storico della Fisica e Centro Studi e Ricerche 'Enrico Fermi', Italy; Japan Society for the Promotion of Science (JSPS) KAKENHI and MEXT, Japan; National Research Foundation of Korea (NRF); Consejo Nacional de Ciencia y Tecnología (CONACYT), Dirección General de Asuntos del Personal Académico (DGAPA), México, Amérique Latine Formation académique - European Commission (ALFA-EC) and the EPLANET Program (European Particle Physics Latin American Network); Stichting voor Fundamenteel Onderzoek der Materie (FOM) and the Nederlandse Organisatie voor Wetenschappelijk Onderzoek (NWO), Netherlands; Research Council of Norway (NFR); Pontificia Universidad Católica del Perú; National Science Centre, Poland; Ministry of National Education/Institute for Atomic Physics and National Council of Scientific Research in Higher Education (CNCRS-UEFISCDI), Romania; Joint Institute for Nuclear Research, Dubna; Ministry of Education and Science of Russian Federation, Russian Academy of Sciences, Russian Federal Agency of Atomic Energy, Russian Federal Agency for Science and Innovations and The Russian Foundation for Basic Research; Ministry of Education of Slovakia; Department of Science and Technology, South Africa; Centro de Investigaciones Energéticas, Medioambientales y Tecnológicas (CIEMAT), E-Infrastructure shared between Europe and Latin America (EELA), Ministerio de Economía y Competitividad (MINECO) of Spain, Xunta de Galicia (Consellería de Educación), Centro de Aplicaciones Tecnológicas y Desarrollo Nuclear (CEADEN), Cubaenergía, Cuba, and IAEA (International Atomic Energy Agency); Swedish Research Council (VR) and Knut & Alice Wallenberg Foundation (KAW); National Science and Technology Development Agency (NSDTA), Suranaree University of Technology (SUT) and Office of the Higher Education Commission under NRU project of Thailand; Ukraine Ministry of Education and Science; United Kingdom Science and Technology Facilities Council (STFC); The United States Department of Energy, the United States National Science Foundation, the State of Texas, and the State of Ohio.

Author contributions

All authors have contributed to the publication, being variously involved in the design and the construction of the detectors, in writing software, calibrating subsystems, operating the detectors and acquiring data, and finally analysing the processed data. The ALICE Collaboration members discussed and approved the scientific results. The manuscript was prepared by a subgroup of authors appointed by the collaboration and subject to an internal collaboration-wide review process. All authors reviewed and approved the final version of the manuscript.

Additional information

Reprints and permissions information is available online at www.nature.com/reprints.

Publisher's note: Springer Nature remains neutral with regard to jurisdictional claims in published maps and institutional affiliations. Correspondence and requests for materials should be addressed to ALICE Collaboration.

Competing financial interests

The authors declare no competing financial interests.



This article is licensed under a Creative Commons Attribution 4.0 International License, which permits use, sharing, adaptation, distribution and reproduction in any medium or format, as long as you give appropriate credit to the original author(s) and the source, provide a link to the Creative Commons license, and indicate if changes were made.

The images or other third party material in this article are included in the article's Creative Commons license, unless indicated otherwise in a credit line to the material. If material is not included in the article's Creative Commons license and your intended use is not permitted by statutory regulation or exceeds the permitted use, you will need to obtain permission directly from the copyright holder. To view a copy of this license, visit <http://creativecommons.org/licenses/by/4.0/>.

ALICE Collaboration

J. Adam⁴⁰, D. Adamová⁸⁶, M. M. Aggarwal⁹⁰, G. Aglieri Rinella³⁶, M. Agnello^{32,112}, N. Agrawal⁴⁹, Z. Ahammed¹³⁵, S. Ahmad¹⁹, S. U. Ahn⁷⁰, S. Aiola¹³⁹, A. Akhmedov⁶⁰, S. N. Alam¹³⁵, D. S. D. Albuquerque¹²³, D. Aleksandrov⁸², B. Alessandro¹¹², D. Alexandre¹⁰³, R. Alfaro Molina⁶⁶, A. Alici^{12,106}, A. Alkin³, J. Alme^{18,38}, T. Alt⁴³, S. Altinpinar¹⁸, I. Altsybeev¹³⁴, C. Alves Garcia Prado¹²², M. An⁷, C. Andrei⁸⁰, H. A. Andrews¹⁰³, A. Andronic⁹⁹, V. Anguelov⁹⁶, T. Antičić¹⁰⁰, F. Antinori¹⁰⁹, P. Antonioli¹⁰⁶, L. Aphecetche¹¹⁵, H. Appelshäuser⁵⁵, S. Arcelli²⁷, R. Arnaldi¹¹², O. W. Arnold^{37,95}, I. C. Arsene²², M. Arslanodok⁵⁵, B. Audurier¹¹⁵, A. Augustinus³⁶, R. Averbeck⁹⁹, M. D. Azmi¹⁹, A. Badalà¹⁰⁸, Y. W. Baek⁶⁹, S. Bagnasco¹¹², R. Bailhache⁵⁵, R. Bala⁹³, S. Balasubramanian¹³⁹, A. Baldissari¹⁵, R. C. Baral⁶³, A. M. Barbano²⁶, R. Barbera²⁸, F. Barile³³, G. G. Barnaföldi¹³⁸, L. S. Barnby^{103,36}, V. Barret⁷², P. Bartalini⁷, K. Barth³⁶, J. Bartke^{119†}, E. Bartsch⁵⁵, M. Basile²⁷, N. Bastid⁷², S. Basu¹³⁵, B. Bathen⁵⁶, G. Batigne¹¹⁵, A. Batista Camejo⁷², B. Batyunya⁶⁸, P. C. Batzing²², I. G. Bearden⁸³, H. Beck^{55,96}, C. Bedda¹¹², N. K. Behera⁵², I. Belikov⁵⁷, F. Bellini²⁷, H. Bello Martinez², R. Bellwied¹²⁴, R. Belmont¹³⁷, E. Belmont-Moreno⁶⁶, L. G. E. Beltran¹²¹, V. Belyaev⁷⁷, G. Bencedi¹³⁸, S. Beole²⁶, I. Berceanu⁸⁰, A. Bercuci⁸⁰, Y. Berdnikov⁸⁸, D. Berenyi¹³⁸, R. A. Bertens⁵⁹, D. Berzano³⁶, L. Betev³⁶, A. Bhasin⁹³, I. R. Bhat⁹³, A. K. Bhati⁹⁰, B. Bhattacharjee⁴⁵, J. Bhom¹¹⁹, L. Bianchi¹²⁴, N. Bianchi⁷⁴, C. Bianchin¹³⁷, J. Bielčik⁴⁰, J. Bielčíková⁸⁶, A. Bilandzic^{83,37,95}, G. Biro¹³⁸, R. Biswas⁴, S. Biswas^{4,81}, S. Bjelogrić⁵⁹, J. T. Blair¹²⁰, D. Blau⁸², C. Blume⁵⁵, F. Bock^{76,96}, A. Bogdanov⁷⁷, H. Bøggild⁸³, L. Boldizsár¹³⁸, M. Bombara⁴¹, M. Bonora³⁶, J. Book⁵⁵, H. Borel¹⁵, A. Borissov⁹⁸, M. Borri^{126,85}, F. Bossú⁶⁷, E. Botta²⁶, C. Bourjau⁸³, P. Braun-Munzinger⁹⁹, M. Bregant¹²², T. Breitner⁵⁴, T. A. Broker⁵⁵, T. A. Browning⁹⁷, M. Broz⁴⁰, E. J. Brucken⁴⁷, E. Bruna¹¹², G. E. Bruno³³, D. Budnikov¹⁰¹, H. Buesching⁵⁵, S. Bufalino^{32,36}, P. Buncic³⁶, O. Busch¹³⁰, Z. Buthelezi⁶⁷, J. B. Butt¹⁶, J. T. Buxton²⁰, J. Cabala¹¹⁷, D. Caffarri³⁶, X. Cai⁷, H. Caines¹³⁹, L. Calero Diaz⁷⁴, A. Caliva⁵⁹, E. Calvo Villar¹⁰⁴, P. Camerini²⁵, F. Carena³⁶, W. Carena³⁶, F. Carnesecchi²⁷, J. Castillo Castellanos¹⁵, A. J. Castro¹²⁷, E. A. R. Casula²⁴, C. Ceballos Sanchez⁹, J. Cepila⁴⁰, P. Cerello¹¹², J. Cerkala¹¹⁷, B. Chang¹²⁵, S. Chapeland³⁶, M. Chartier¹²⁶, J. L. Charvet¹⁵, S. Chattopadhyay¹³⁵, S. Chattopadhyay¹⁰², A. Chauvin^{95,37}, V. Chelnokov³, M. Cherney⁸⁹, C. Cheshkov¹³², B. Cheynis¹³², V. Chibante Barroso³⁶, D. D. Chinellato¹²³, S. Cho⁵², P. Chochula³⁶, K. Choi⁹⁸, M. Chojnacki⁸³, S. Choudhury¹³⁵, P. Christakoglou⁸⁴, C. H. Christensen⁸³, P. Christiansen³⁴, T. Chujo¹³⁰, S. U. Chung⁹⁸, C. Cicalo¹⁰⁷, L. Cifarelli^{12,27}, F. Cindolo¹⁰⁶, J. Cleymans⁹², F. Colamaria³³, D. Colella^{61,36}, A. Collu⁷⁶, M. Colocci²⁷, G. Conesa Balbastre⁷³, Z. Conesa del Valle⁵³, M. E. Connors^{139†}, J. G. Contreras⁴⁰, T. M. Cormier⁸⁷, Y. Corrales Morales^{26,112}, I. Cortés Maldonado², P. Cortese³¹, M. R. Cosentino¹²², F. Costa³⁶, J. Crkowska⁵³, P. Crochet⁷², R. Cruz Albino¹¹, E. Cuautle⁶⁵, L. Cunqueiro^{56,36}, T. Dahms^{95,37}, A. Dainese¹⁰⁹, M. C. Danisch⁹⁶, A. Danu⁶⁴, D. Das¹⁰², I. Das¹⁰², S. Das⁴, A. Dash⁸¹, S. Dash⁴⁹, S. De¹²², A. De Caro^{12,30}, G. de Cataldo¹⁰⁵, C. de Conti¹²², J. de Cuijland⁴³, A. De Falco²⁴, D. De Gruttola^{12,30}, N. De Marco¹¹², S. De Pasquale³⁰, R. D. De Souza¹²³, A. Deisting^{96,99}, A. Deloff⁷⁹, E. Dénes^{138†}, C. Deplano⁸⁴, P. Dhankher⁴⁹, D. Di Bari³³, A. Di Mauro³⁶, P. Di Nezza⁷⁴, B. Di Ruzza¹⁰⁹, M. A. Diaz Corchero¹⁰, T. Dietel⁹², P. Dillenseger⁵⁵, R. Divià³⁶, Ø. Djuvsland¹⁸, A. Dobrin^{84,64}, D. Domenicis Gimenez¹²², B. Dönigus⁵⁵, O. Dordic²², T. Drozhzhova⁵⁵, A. K. Dubey¹³⁵, A. Dubla⁵⁹, L. Ducroux¹³², P. Dupieux⁷², R. J. Ehlers¹³⁹, D. Elia¹⁰⁵, E. Endress¹⁰⁴, H. Engel⁵⁴, E. Epple¹³⁹, B. Erazmus¹¹⁵, I. Erdemir⁵⁵, F. Erhardt¹³¹, B. Espagnon⁵³, M. Estienne¹¹⁵, S. Esumi¹³⁰, J. Eum⁹⁸, D. Evans¹⁰³, S. Evdokimov¹¹³, G. Eyyubova⁴⁰, L. Fabbietti^{95,37}, D. Fabris¹⁰⁹, J. Faivre⁷³, A. Fantoni⁷⁴, M. Fasel⁷⁶, L. Feldkamp⁵⁶, A. Feliciello¹¹², G. Feofilov¹³⁴, J. Ferencel⁸⁶, A. Fernández Téllez², E. G. Ferreira¹⁷, A. Ferretti²⁶, A. Festanti²⁹, V. J. G. Feuillard^{15,72}, J. Figiel¹¹⁹, M. A. S. Figueredo^{126,122}, S. Filchagin¹⁰¹, D. Finogeev⁵⁸, F. M. Fionda²⁴, E. M. Fiore³³, M. Floris³⁶, S. Foertsch⁶⁷, P. Foka⁹⁹, S. Fokin⁸², E. Fragiaco¹¹¹, A. Francescon³⁶, A. Francisco¹¹⁵, U. Frankenfeld⁹⁹, G. G. Fronze²⁶, U. Fuchs³⁶, C. Furget⁷³, A. Furs⁵⁸, M. Fusco Girard³⁰, J. J. Gaardhøje⁸³, M. Gagliardi²⁶, A. M. Gago¹⁰⁴, K. Gajdosova⁸³, M. Gallio²⁶, C. D. Galvan¹²¹, D. R. Gangadharan⁷⁶, P. Ganoti⁹¹, C. Gao⁷, C. Garabatos⁹⁹, E. Garcia-Solis¹³, K. Garg²⁸, C. Gargiulo³⁶, P. Gasik^{95,37}, E. F. Gauger¹²⁰, M. Germain¹¹⁵, M. Gheata^{36,64}, P. Ghosh¹³⁵, S. K. Ghosh⁴, P. Gianotti⁷⁴, P. Giubellino^{112,36}, P. Giubilato²⁹, E. Gladysz-Dziadus¹¹⁹, P. Glässel⁹⁶, D. M. Gómez Coral⁶⁶, A. Gomez Ramirez⁵⁴, A. S. Gonzalez³⁶, V. Gonzalez¹⁰, P. González-Zamora¹⁰, S. Gorbunov⁴³, L. Görlich¹¹⁹, S. Gotovac¹¹⁸, V. Grabski⁶⁶, O. A. Grachov¹³⁹, L. K. Graczykowski¹³⁶, K. L. Graham¹⁰³, A. Grelli⁵⁹, A. Grigoras³⁶, C. Grigoras³⁶, V. Grigoriev⁷⁷, A. Grigoryan¹, S. Grigoryan⁶⁸, B. Grinyov³, N. Grion¹¹¹, J. M. Gronefeld⁹⁹, J. F. Grosse-Oetringhaus³⁶, R. Grosso⁹⁹, L. Gruber¹¹⁴, F. Guber⁵⁸, R. Guernane⁷³, B. Guerzoni²⁷, K. Gulbrandsen⁸³, T. Gunji¹²⁹, A. Gupta⁹³, R. Gupta⁹³, R. Haake^{56,36}, C. Hadjidakis⁵³, M. Haiduc⁶⁴, H. Hamagaki¹²⁹, G. Hamar¹³⁸, J. C. Hamon⁵⁷, J. W. Harris¹³⁹, A. Harton¹³, D. Hatzifotiadiou¹⁰⁶, S. Hayashi¹²⁹, S. T. Heckel⁵⁵, E. Hellbär⁵⁵, H. Helstrup³⁸, A. Herghelegiu⁸⁰, G. Herrera Corral¹¹, F. Herrmann⁵⁶, B. A. Hess³⁵, K. F. Hetland³⁸, H. Hillemanns³⁶, B. Hippolyte⁵⁷, D. Horak⁴⁰, R. Hosokawa¹³⁰, P. Hristov³⁶, C. Hughes¹²⁷, T. J. Humanic²⁰, N. Hussain⁴⁵, T. Hussain¹⁹, D. Hutter⁴³, D. S. Hwang²¹, R. Ilkaev¹⁰¹, M. Inaba¹³⁰, E. Incani²⁴, M. Ippolitov^{77,82}, M. Irfan¹⁹, V. Isakov⁵⁸, M. Ivanov^{99,36}, V. Ivanov⁸⁸, V. Izucheev¹¹³, B. Jacak⁷⁶, N. Jacazio²⁷, P. M. Jacobs⁷⁶, M. B. Jadhav⁴⁹, S. Jadlovská¹¹⁷, J. Jadlovsky^{117,61}, C. Jahnke¹²², M. J. Jakubowska¹³⁶, M. A. Janik¹³⁶, P. H. S. Y. Jayarathna¹²⁴, C. Jena²⁹, S. Jena¹²⁴, R. T. Jimenez Bustamante⁹⁹, P. G. Jones¹⁰³, A. Jusko¹⁰³, P. Kalinak⁶¹, A. Kalweit³⁶, J. H. Kang¹⁴⁰, V. Kaplin⁷⁷, S. Kar¹³⁵, A. Karasu Uysal⁷¹, O. Karavichev⁵⁸, T. Karavicheva⁵⁸, L. Karayan^{96,99}, E. Karpechev⁵⁸, U. Kebschull⁵⁴, R. Keidel¹⁴¹, D. L. D. Keijndener⁵⁹, M. Keil³⁶, M. Mohisin Khan^{19†}, P. Khan¹⁰², S. A. Khan¹³⁵, A. Khanzadeev⁸⁸, Y. Kharlov¹¹³, A. Khatun¹⁹, B. Kileng³⁸, D. W. Kim⁴⁴, D. J. Kim¹²⁵, D. Kim¹⁴⁰, H. Kim¹⁴⁰, J. S. Kim⁴⁴, J. Kim⁹⁶, M. Kim¹⁴⁰, S. Kim²¹, T. Kim¹⁴⁰, S. Kirsch⁴³, I. Kisel⁴³, S. Kiselev⁶⁰, A. Kisiel¹³⁶, G. Kiss¹³⁸, J. L. Klay⁶, C. Klein⁵⁵, J. Klein³⁶, C. Klein-Bösing⁵⁶, S. Klewin⁹⁶, A. Kluge³⁶, M. L. Knichel⁹⁶, A. G. Knospe^{120,124}, C. Kobdaj¹¹⁶, M. Kofarago³⁶, T. Kollegger⁹⁹, A. Kolojvari¹³⁴, V. Kondratiev¹³⁴, N. Kondratyeva⁷⁷, E. Kondratyuk¹¹³, A. Konevskikh⁵⁸, M. Kopcik¹¹⁷, M. Kour⁹³, C. Kouzinopoulos³⁶, O. Kovalenko⁷⁹, V. Kovalenko¹³⁴, M. Kowalski¹¹⁹, G. Koyithatta Meethalevedu⁴⁹, I. Králik⁶¹,

A. Kravčáková⁴¹, M. Krivda^{61,103}, F. Krizek⁸⁶, E. Kryshen^{88,36}, M. Krzewicki⁴³, A. M. Kubera²⁰, V. Kučera⁸⁶, C. Kuhn⁵⁷, P. G. Kuijjer⁸⁴, A. Kumar⁹³, J. Kumar⁴⁹, L. Kumar⁹⁰, S. Kumar⁴⁹, P. Kurashvili⁷⁹, A. Kurepin⁵⁸, A. B. Kurepin⁵⁸, A. Kuryakin¹⁰¹, M. J. Kweon⁵², Y. Kwon¹⁴⁰, S. L. La Pointe^{43,112}, P. La Rocca²⁸, P. Ladron de Guevara¹¹, C. Lagana Fernandes¹²², I. Lakomov³⁶, R. Langoy⁴², K. Lapidus^{37,139}, C. Lara⁵⁴, A. Lardeux¹⁵, A. Lattuca²⁶, E. Laudi³⁶, R. Lea²⁵, L. Leardini⁹⁶, S. Lee¹⁴⁰, F. Lehas⁸⁴, S. Lehner¹¹⁴, R. C. Lemmon⁸⁵, V. Lenti¹⁰⁵, E. Leogrande⁵⁹, I. León Monzón¹²¹, H. León Vargas⁶⁶, M. Leoncino²⁶, P. Lévai¹³⁸, S. Li^{7,72}, X. Li¹⁴, J. Lien⁴², R. Lietava¹⁰³, S. Lindal²², V. Lindenstruth⁴³, C. Lippmann⁹⁹, M. A. Lisa²⁰, H. M. Ljunggren³⁴, D. F. Lodato⁵⁹, P. I. Loenne¹⁸, V. Loginov⁷⁷, C. Loizides⁷⁶, X. Lopez⁷², E. López Torres⁹, A. Lowe¹³⁸, P. Luettig⁵⁵, M. Lunardon²⁹, G. Luparello²⁵, M. Lupi³⁶, T. H. Lutz¹³⁹, A. Maevskaya⁵⁸, M. Mager³⁶, S. Mahajan⁹³, S. M. Mahmood²², A. Maire⁵⁷, R. D. Majka¹³⁹, M. Malaev⁸⁸, I. Maldonado Cervantes⁶⁵, L. Malinina^{68†}, D. Mal'Kevich⁶⁰, P. Malzacher⁹⁹, A. Mamonov¹⁰¹, V. Manko⁸², F. Manso⁷², V. Manzari^{36,105}, Y. Mao⁷, M. Marchisone^{67,128,26}, J. Mareš⁶², G. V. Margagliotti²⁵, A. Margotti¹⁰⁶, J. Margutti⁵⁹, A. Marín⁹⁹, C. Markert¹²⁰, M. Marquard⁵⁵, N. A. Martin⁹⁹, P. Martinengo³⁶, M. I. Martínez², G. Martínez García¹¹⁵, M. Martinez Pedreira³⁶, A. Mas¹²², S. Masciocchi⁹⁹, M. Masera²⁶, A. Masoni¹⁰⁷, A. Mastroserio³³, A. Matyjá¹¹⁹, C. Mayer¹¹⁹, J. Mazer¹²⁷, M. Mazzilli³³, M. A. Mazzoni¹¹⁰, D. McDonald¹²⁴, F. Meddi²³, Y. Melikyan⁷⁷, A. Menchaca-Rocha⁶⁶, E. Meninno³⁰, J. Mercado Pérez⁹⁶, M. Meres³⁹, S. Mhlanga⁹², Y. Miake¹³⁰, M. M. Mieskolainen⁴⁷, K. Mikhaylov^{60,68}, L. Milano^{76,36}, J. Milosevic²², A. Mischke⁵⁹, A. N. Mishra⁵⁰, T. Mishra⁶³, D. Miśkowiec⁹⁹, J. Mitra¹³⁵, C. M. Mitu⁶⁴, N. Mohammadi⁵⁹, B. Mohanty⁸¹, L. Molnar⁵⁷, L. Montaña Zetina¹¹, E. Montes¹⁰, D. A. Moreira De Godoy⁵⁶, L. A. P. Moreno², S. Moretto²⁹, A. Morreale¹¹⁵, A. Morsch³⁶, V. Muccifora⁷⁴, E. Mudnic¹¹⁸, D. Mühlheim⁵⁶, S. Muhuri¹³⁵, M. Mukherjee¹³⁵, J. D. Mulligan¹³⁹, M. G. Munhoz¹²², K. Munning⁴⁶, R. H. Munzer^{95,37,55}, H. Murakami¹²⁹, S. Murray⁶⁷, L. Musa³⁶, J. Musinsky⁶¹, B. Naik⁴⁹, R. Nair⁷⁹, B. K. Nandi⁴⁹, R. Nania¹⁰⁶, E. Nappi¹⁰⁵, M. U. Naru¹⁶, H. Natal da Luz¹²², C. Natrass¹²⁷, S. R. Navarro², K. Nayak⁸¹, R. Nayak⁴⁹, T. K. Nayak¹³⁵, S. Nazarenko¹⁰¹, A. Nedosekin⁶⁰, R. A. Negro De Oliveira³⁶, L. Nellen⁶⁵, F. Ng¹²⁴, M. Nicassio⁹⁹, M. Niculescu⁶⁴, J. Niedziela³⁶, B. S. Nielsen⁸³, S. Nikolaev⁸², S. Nikulin⁸², V. Nikulin⁸⁸, F. Noferini^{106,12}, P. Nomokonov⁶⁸, G. Nooren⁵⁹, J. C. C. Noris², J. Norman¹²⁶, A. Nyanin⁸², J. Nystrand¹⁸, H. Oeschler⁹⁶, S. Oh¹³⁹, S. K. Oh⁶⁹, A. Ohlson³⁶, A. Okatan⁷¹, T. Okubo⁴⁸, J. Oleniacz¹³⁶, A. C. Oliveira Da Silva¹²², M. H. Oliver¹³⁹, J. Onderwaater⁹⁹, C. Oppedisano¹¹², R. Orava⁴⁷, M. Oravec¹¹⁷, A. Ortiz Velasquez⁶⁵, A. Oskarsson³⁴, J. Otwinowski¹¹⁹, K. Oyama^{96,78}, M. Ozdemir⁵⁵, Y. Pachmayer⁹⁶, D. Pagano¹³³, P. Pagano³⁰, G. Paic⁶⁵, S. K. Pal¹³⁵, P. Palni⁷, J. Pan¹³⁷, A. K. Pandey⁴⁹, V. Papikyan¹, G. S. Pappalardo¹⁰⁸, P. Pareek⁵⁰, W. J. Park⁹⁹, S. Parmar⁹⁰, A. Passfeld⁵⁶, V. Paticchio¹⁰⁵, R. N. Patra¹³⁵, B. Paul¹¹², H. Pei⁷, T. Peitzmann⁵⁹, X. Peng⁷, H. Pereira Da Costa¹⁵, D. Peresunko^{82,77}, E. Perez Lezama⁵⁵, V. Peskov⁵⁵, Y. Pestov⁵, V. Petráček⁴⁰, V. Petrov¹¹³, M. Petrovici⁸⁰, C. Petta²⁸, S. Piano¹¹¹, M. Pikna³⁹, P. Pillot¹¹⁵, L. O. D. L. Pimentel⁸³, O. Pinazza^{106,36}, L. Pinsky¹²⁴, D. B. Piyarathna¹²⁴, M. Płoskoń⁷⁶, M. Planinic¹³¹, J. Pluta¹³⁶, S. Pochybova¹³⁸, P. L. M. Podesta-Lerma¹²¹, M. G. Poghosyan⁸⁷, B. Polichtchouk¹¹³, N. Poljak¹³¹, W. Poonsawat¹¹⁶, A. Pop⁸⁰, H. Poppenberg⁵⁶, S. Porteboeuf-Houssais⁷², J. Porter⁷⁶, J. Pospisil⁸⁶, S. K. Prasad⁴, R. Preghenella^{106,36}, F. Prino¹¹², C. A. Pruneau¹³⁷, I. Pshenichnov⁵⁸, M. Puccio²⁶, G. Puddu²⁴, P. Pujahari¹³⁷, V. Punin¹⁰¹, J. Putschke¹³⁷, H. Qvigstad²², A. Rachevski¹¹¹, S. Raha⁴, S. Rajput⁹³, J. Rak¹²⁵, A. Rakotozafindrabe¹⁵, L. Ramello³¹, F. Rami⁵⁷, R. Raniwala⁹⁴, S. Raniwala⁹⁴, S. S. Räsänen⁴⁷, B. T. Rascanu⁵⁵, D. Rathee⁹⁰, I. Ravasenga²⁶, K. F. Read^{127,87}, K. Redlich⁷⁹, R. J. Reed¹³⁷, A. Rehman¹⁸, P. Reichelt⁵⁵, F. Reidt^{36,96}, X. Ren⁷, R. Renfordt⁵⁵, A. R. Reolon⁷⁴, A. Reshetin⁵⁸, K. Reygers⁹⁶, V. Riabov⁸⁸, R. A. Ricci⁷⁵, T. Richert³⁴, M. Richter²², P. Riedler³⁶, W. Riegler³⁶, F. Riggi²⁸, C. Ristea⁶⁴, M. Rodríguez Cahuantzi², A. Rodriguez Manso⁸⁴, K. Røed²², E. Rogochaya⁶⁸, D. Rohr⁴³, D. Röhrich¹⁸, F. Ronchetti^{36,74}, L. Ronflette¹¹⁵, P. Rosnet⁷², A. Rossi²⁹, F. Roukoutakis⁹¹, A. Roy⁵⁰, C. Roy⁵⁷, P. Roy¹⁰², A. J. Rubio Montero¹⁰, R. Rui²⁵, R. Russo²⁶, E. Ryabinkin⁸², Y. Ryabov⁸⁸, A. Rybicki¹¹⁹, S. Saarinen⁴⁷, S. Sadhu¹³⁵, S. Sadovsky¹¹³, K. Šafařík³⁶, B. Sahlmuller⁵⁵, P. Sahoo⁵⁰, R. Sahoo⁵⁰, S. Sahoo⁶³, P. K. Sahu⁶³, J. Saini¹³⁵, S. Sakai⁷⁴, M. A. Saleh¹³⁷, J. Salzwedel²⁰, S. Sambyal⁹³, V. Samsonov^{88,77}, L. Šandor⁶¹, A. Sandoval⁶⁶, M. Sano¹³⁰, D. Sarkar¹³⁵, N. Sarkar¹³⁵, P. Sarma⁴⁵, E. Scapparone¹⁰⁶, F. Scarlassara²⁹, C. Schiaua⁸⁰, R. Schicker⁹⁶, C. Schmidt⁹⁹, H. R. Schmidt³⁵, M. Schmidt³⁵, S. Schuchmann^{55,96}, J. Schukraft³⁶, Y. Schutz^{36,115}, K. Schwarz⁹⁹, K. Schweda⁹⁹, G. Scioli²⁷, E. Scomparin¹¹², R. Scott¹²⁷, M. Šefčík⁴¹, J. E. Seger⁸⁹, Y. Sekiguchi¹²⁹, D. Sekihata⁴⁸, I. Selyuzhenkov⁹⁹, K. Senosi⁶⁷, S. Senyukov^{3,36}, E. Serradilla^{10,66}, A. Sevcenco⁶⁴, A. Shabanov⁵⁸, A. Shabetai¹¹⁵, O. Shadura³, R. Shahoyan³⁶, A. Shangaraev¹¹³, A. Sharma⁹³, M. Sharma⁹³, M. Sharma⁹³, N. Sharma¹²⁷, A. I. Sheikh¹³⁵, K. Shigaki⁴⁸, Q. Shou⁷, K. Shtejer^{9,26}, Y. Sibiriak⁸², S. Siddhanta¹⁰⁷, K. M. Sielewicz³⁶, T. Siemiarczuk⁷⁹, D. Silvermyr³⁴, C. Silvestre⁷³, G. Simatovic¹³¹, G. Simonetti³⁶, R. Singaraju¹³⁵, R. Singh⁸¹, V. Singhal¹³⁵, T. Sinha¹⁰², B. Sitar³⁹, M. Sitta³¹, T. B. Skaali²², M. Slupecki¹²⁵, N. Smirnov¹³⁹, R. J. M. Snellings⁵⁹, T. W. Snellman¹²⁵, J. Song⁹⁸, M. Song¹⁴⁰, Z. Song⁷, F. Soramel²⁹, S. Sorensen¹²⁷, F. Sozzi⁹⁹, E. Spiriti⁷⁴, I. Sputowska¹¹⁹, M. Spyropoulou-Stassinaki⁹¹, J. Stachel⁹⁶, I. Stan⁶⁴, P. Stankus⁸⁷, E. Stenlund³⁴, G. Steyn⁶⁷, J. H. Stiller⁹⁶, D. Stocco¹¹⁵, P. Strmen³⁹, A. A. P. Suaide¹²², T. Sugitate⁴⁸, C. Suire⁵³, M. Suleymanov¹⁶, M. Suljic^{25†}, R. Sultanov⁶⁰, M. Šumbera⁸⁶, S. Sumowidagdo⁵¹, S. Swain⁶³, A. Szabo³⁹, I. Szarka³⁹, A. Szczepankiewicz¹³⁶, M. Szymanski¹³⁶, U. Tabassam¹⁶, J. Takahashi¹²³, G. J. Tambave¹⁸, N. Tanaka¹³⁰, M. Tarhini⁵³, M. Tariq¹⁹, M. G. Tarzila⁸⁰, A. Tauro³⁶, G. Tejada Muñoz², A. Telesca³⁶, K. Terasaki¹²⁹, C. Terrevoli²⁹, B. Teyssier¹³², J. Thäder⁷⁶, D. Thakur⁵⁰, D. Thomas¹²⁰, R. Tieulent¹³², A. Tikhonov⁵⁸, A. R. Timmins¹²⁴, A. Toia⁵⁵, S. Trogolo²⁶, G. Trombetta³³, V. Trubnikov³, W. H. Trzaska¹²⁵, T. Tsuji¹²⁹, A. Tumkin¹⁰¹, R. Turrisi¹⁰⁹, T. S. Tveter²², K. Ullaland¹⁸, A. Uras¹³², G. L. Usai²⁴, A. Utrobicic¹³¹, M. Vala⁶¹, L. Valencia Palomo⁷², J. Van Der Maarel⁵⁹, J. W. Van Hoorne^{36,114}, M. van Leeuwen⁵⁹, T. Vanat⁸⁶, P. Vande Vyvre³⁶, D. Varga¹³⁸, A. Vargas², M. Vargyas¹²⁵, R. Varma⁴⁹, M. Vasileiou⁹¹, A. Vasiliev⁸², A. Vauthier⁷³, O. Vázquez Doce^{95,37}, V. Vechernin¹³⁴, A. M. Veen⁵⁹, A. Velure¹⁸, E. Vercellin²⁶, S. Vergara Limón², R. Vernet⁸, L. Vickovic¹¹⁸, J. Viinikainen¹²⁵, Z. Vilakazi¹²⁸,

O. Villalobos Baillie¹⁰³, A. Villatoro Tello², A. Vinogradov⁸², L. Vinogradov¹³⁴, T. Virgili³⁰, V. Vislavicius³⁴, Y. P. Viyogi¹³⁵, A. Vodopyanov⁶⁸, M. A. Völkl⁹⁶, K. Voloshin⁶⁰, S. A. Voloshin¹³⁷, G. Volpe^{33,138}, B. von Haller³⁶, I. Vorobyev^{95,37}, D. Vranic^{99,36}, J. Vrláková⁴¹, B. Vulpescu⁷², B. Wagner¹⁸, J. Wagner⁹⁹, H. Wang⁵⁹, M. Wang⁷, D. Watanabe¹³⁰, Y. Watanabe¹²⁹, M. Weber^{36,114}, S. G. Weber⁹⁹, D. F. Weiser⁹⁶, J. P. Wessels⁵⁶, U. Westerhoff⁵⁶, A. M. Whitehead⁹², J. Wiechula³⁵, J. Wikne²², G. Wilk⁷⁹, J. Wilkinson⁹⁶, G. A. Willems⁵⁶, M. C. S. Williams¹⁰⁶, B. Windelband⁹⁶, M. Winn⁹⁶, S. Yalcin⁷¹, P. Yang⁷, S. Yano⁴⁸, Z. Yin⁷, H. Yokoyama¹³⁰, I.-K. Yoo⁹⁸, J. H. Yoon⁵², V. Yurchenko³, A. Zaborowska¹³⁶, V. Zaccolo⁸³, A. Zaman¹⁶, C. Zampolli^{106,36}, H. J. C. Zanoli¹²², S. Zaporozhets⁶⁸, N. Zardoshti¹⁰³, A. Zarochentsev¹³⁴, P. Závada⁶², N. Zaviyalov¹⁰¹, H. Zbroszczyk¹³⁶, I. S. Zgura⁶⁴, M. Zhalov⁸⁸, H. Zhang^{18,7}, X. Zhang^{76,7}, Y. Zhang⁷, C. Zhang⁵⁹, Z. Zhang⁷, C. Zhao²², N. Zhigareva⁶⁰, D. Zhou⁷, Y. Zhou⁸³, Z. Zhou¹⁸, H. Zhu^{18,7}, J. Zhu^{7,115}, A. Zichichi^{27,12}, A. Zimmermann⁹⁶, M. B. Zimmermann^{56,36}, G. Zinovjev³, M. Zyzak⁴³

¹A.I. Alikhanyan National Science Laboratory (Yerevan Physics Institute) Foundation, Yerevan, Armenia. ²Benemérita Universidad Autónoma de Puebla, Puebla, Mexico. ³Bogolyubov Institute for Theoretical Physics, Kiev, Ukraine. ⁴Bose Institute, Department of Physics and Centre for Astroparticle Physics and Space Science (CAPSS), Kolkata, India. ⁵Budker Institute for Nuclear Physics, Novosibirsk, Russia. ⁶California Polytechnic State University, San Luis Obispo California, USA. ⁷Central China Normal University, Wuhan, China. ⁸Centre de Calcul de l'IN2P3, Villeurbanne, France. ⁹Centro de Aplicaciones Tecnológicas y Desarrollo Nuclear (CEADEN), Havana, Cuba. ¹⁰Centro de Investigaciones Energéticas Medioambientales y Tecnológicas (CIEMAT), Madrid, Spain. ¹¹Centro de Investigación y de Estudios Avanzados (CINVESTAV), Mexico City and Mérida, Mexico. ¹²Centro Fermi - Museo Storico della Fisica e Centro Studi e Ricerche "Enrico Fermi", Rome, Italy. ¹³Chicago State University, Chicago, Illinois, USA. ¹⁴China Institute of Atomic Energy, Beijing, China. ¹⁵Commissariat à l'Energie Atomique, IRFU, Saclay, France. ¹⁶COMSATS Institute of Information Technology (CIIT), Islamabad, Pakistan. ¹⁷Departamento de Física de Partículas and IGFAE, Universidad de Santiago de Compostela, Santiago de Compostela, Spain. ¹⁸Department of Physics and Technology, University of Bergen, Bergen, Norway. ¹⁹Department of Physics, Aligarh Muslim University, Aligarh, India. ²⁰Department of Physics, Ohio State University, Columbus, Ohio, USA. ²¹Department of Physics, Sejong University, Seoul, South Korea. ²²Department of Physics, University of Oslo, Oslo, Norway. ²³Dipartimento di Fisica dell'Università 'La Sapienza' and Sezione INFN Rome, Italy. ²⁴Dipartimento di Fisica dell'Università and Sezione INFN, Cagliari, Italy. ²⁵Dipartimento di Fisica dell'Università and Sezione INFN, Trieste, Italy. ²⁶Dipartimento di Fisica dell'Università and Sezione INFN, Turin, Italy. ²⁷Dipartimento di Fisica e Astronomia dell'Università and Sezione INFN, Bologna, Italy. ²⁸Dipartimento di Fisica e Astronomia dell'Università and Sezione INFN, Catania, Italy. ²⁹Dipartimento di Fisica e Astronomia dell'Università and Sezione INFN, Padova, Italy. ³⁰Dipartimento di Fisica 'E.R. Caianiello' dell'Università and Gruppo Collegato INFN, Salerno, Italy. ³¹Dipartimento di Scienze e Innovazione Tecnologica dell'Università del Piemonte Orientale and Gruppo Collegato INFN, Alessandria, Italy. ³²Dipartimento DISAT del Politecnico and Sezione INFN, Turin, Italy. ³³Dipartimento Interateneo di Fisica 'M. Merlin' and Sezione INFN, Bari, Italy. ³⁴Division of Experimental High Energy Physics, University of Lund, Lund, Sweden. ³⁵Eberhard Karls Universität Tübingen, Tübingen, Germany. ³⁶European Organization for Nuclear Research (CERN), Geneva, Switzerland. ³⁷Excellence Cluster Universe, Technische Universität München, Munich, Germany. ³⁸Faculty of Engineering, Bergen University College, Bergen, Norway. ³⁹Faculty of Mathematics, Physics and Informatics, Comenius University, Bratislava, Slovakia. ⁴⁰Faculty of Nuclear Sciences and Physical Engineering, Czech Technical University in Prague, Prague, Czech Republic. ⁴¹Faculty of Science, P.J. Šafárik University, Košice, Slovakia. ⁴²Faculty of Technology, Buskerud and Vestfold University College, Vestfold, Norway. ⁴³Frankfurt Institute for Advanced Studies, Johann Wolfgang Goethe-Universität Frankfurt, Frankfurt, Germany. ⁴⁴Gangneung-Wonju National University, Gangneung, South Korea. ⁴⁵Gauhati University, Department of Physics, Guwahati, India. ⁴⁶Helmholtz-Institut für Strahlen- und Kernphysik, Rheinische Friedrich-Wilhelms-Universität Bonn, Bonn, Germany. ⁴⁷Helsinki Institute of Physics (HIP), Helsinki, Finland. ⁴⁸Hiroshima University, Hiroshima, Japan. ⁴⁹Indian Institute of Technology Bombay (IIT), Mumbai, India. ⁵⁰Indian Institute of Technology Indore, Indore (IIT), India. ⁵¹Indonesian Institute of Sciences, Jakarta, Indonesia. ⁵²Inha University, Incheon, South Korea. ⁵³Institut de Physique Nucléaire d'Orsay (IPNO), Université Paris-Sud, CNRS-IN2P3, Orsay, France. ⁵⁴Institut für Informatik, Johann Wolfgang Goethe-Universität Frankfurt, Frankfurt, Germany. ⁵⁵Institut für Kernphysik, Johann Wolfgang Goethe-Universität Frankfurt, Frankfurt, Germany. ⁵⁶Institut für Kernphysik, Westfälische Wilhelms-Universität Münster, Münster, Germany. ⁵⁷Institut Pluridisciplinaire Hubert Curien (IPHC), Université de Strasbourg, CNRS-IN2P3, Strasbourg, France. ⁵⁸Institute for Nuclear Research, Academy of Sciences, Moscow, Russia. ⁵⁹Institute for Subatomic Physics of Utrecht University, Utrecht, Netherlands. ⁶⁰Institute for Theoretical and Experimental Physics, Moscow, Russia. ⁶¹Institute of Experimental Physics, Slovak Academy of Sciences, Košice, Slovakia. ⁶²Institute of Physics, Academy of Sciences of the Czech Republic, Prague, Czech Republic. ⁶³Institute of Physics, Bhubaneswar, India. ⁶⁴Institute of Space Science (ISS), Bucharest, Romania. ⁶⁵Instituto de Ciencias Nucleares, Universidad Nacional Autónoma de México, Mexico City, Mexico. ⁶⁶Instituto de Física, Universidad Nacional Autónoma de México, Mexico City, Mexico. ⁶⁷iThemba LABS, National Research Foundation, Somerset West, South Africa. ⁶⁸Joint Institute for Nuclear Research (JINR), Dubna, Russia. ⁶⁹Konkuk University, Seoul, South Korea. ⁷⁰Korea Institute of Science and Technology Information, Daejeon, South Korea. ⁷¹KTO Karatay University, Konya, Turkey. ⁷²Laboratoire de Physique Corpusculaire (LPC), Clermont Université, Université Blaise Pascal, CNRS-IN2P3, Clermont-Ferrand, France. ⁷³Laboratoire de Physique Subatomique et de Cosmologie, Université Grenoble-Alpes, CNRS-IN2P3, Grenoble, France. ⁷⁴Laboratori Nazionali di Frascati, INFN, Frascati, Italy. ⁷⁵Laboratori Nazionali di Legnaro, INFN, Legnaro, Italy. ⁷⁶Lawrence Berkeley National Laboratory, Berkeley, California, USA. ⁷⁷Moscow Engineering Physics Institute, Moscow, Russia. ⁷⁸Nagasaki Institute of Applied Science, Nagasaki, Japan. ⁷⁹National Centre for Nuclear Studies, Warsaw, Poland. ⁸⁰National Institute for Physics and Nuclear Engineering, Bucharest, Romania. ⁸¹National Institute of Science Education and Research, Bhubaneswar, India. ⁸²National Research Centre Kurchatov Institute, Moscow, Russia. ⁸³Niels Bohr Institute, University of Copenhagen, Copenhagen, Denmark. ⁸⁴Nikhef, Nationaal instituut voor subatomaire fysica, Amsterdam, Netherlands. ⁸⁵Nuclear Physics Group, STFC Daresbury Laboratory, Daresbury, UK. ⁸⁶Nuclear Physics Institute, Academy of Sciences of the Czech Republic, Řež u Prahy, Czech Republic. ⁸⁷Oak Ridge National Laboratory, Oak Ridge, Tennessee, USA. ⁸⁸Petersburg Nuclear Physics Institute, Gatchina, Russia. ⁸⁹Physics Department, Creighton University, Omaha, Nebraska, USA. ⁹⁰Physics Department, Panjab University, Chandigarh, India. ⁹¹Physics Department, University of Athens, Athens, Greece. ⁹²Physics Department, University of Cape Town, Cape Town, South Africa. ⁹³Physics Department, University of Jammu, Jammu, India. ⁹⁴Physics Department, University of Rajasthan, Jaipur, India. ⁹⁵Physik Department, Technische Universität München, Munich, Germany. ⁹⁶Physikalisches Institut, Ruprecht-Karls-Universität Heidelberg, Heidelberg, Germany. ⁹⁷Purdue University, West Lafayette, Indiana, USA. ⁹⁸Pusan National University, Pusan, South Korea. ⁹⁹Research Division and ExtreMe Matter Institute EMMI, GSI Helmholtzzentrum für Schwerionenforschung, Darmstadt, Germany. ¹⁰⁰Rudjer Bošković Institute, Zagreb, Croatia. ¹⁰¹Russian Federal Nuclear Center (VNIIEF), Sarov, Russia. ¹⁰²Saha Institute of Nuclear Physics, Kolkata, India. ¹⁰³School of Physics and Astronomy, University of Birmingham, Birmingham, UK. ¹⁰⁴Sección Física, Departamento de Ciencias, Pontificia Universidad Católica del Perú, Lima, Peru. ¹⁰⁵Sezione INFN, Bari, Italy. ¹⁰⁶Sezione INFN, Bologna, Italy. ¹⁰⁷Sezione INFN, Cagliari, Italy. ¹⁰⁸Sezione INFN, Catania, Italy. ¹⁰⁹Sezione INFN, Padova, Italy. ¹¹⁰Sezione INFN, Rome, Italy. ¹¹¹Sezione INFN, Trieste, Italy. ¹¹²Sezione INFN, Turin, Italy. ¹¹³SSC IHEP of NRC Kurchatov institute, Protvino, Russia. ¹¹⁴Stefan Meyer Institut für Subatomare Physik (SMI), Vienna, Austria. ¹¹⁵SUBATECH, Ecole des Mines de Nantes, Université de Nantes, CNRS-IN2P3, Nantes, France. ¹¹⁶Suranaree University of Technology, Nakhon Ratchasima, Thailand. ¹¹⁷Technical University of Košice, Košice, Slovakia. ¹¹⁸Technical University of Split FESB, Split, Croatia. ¹¹⁹The Henryk Niewodniczański Institute of Nuclear Physics, Polish Academy of Sciences, Cracow, Poland. ¹²⁰The University of Texas at Austin, Physics Department, Austin, Texas, USA. ¹²¹Universidad Autónoma de Sinaloa, Culiacán, Mexico.

¹²²Universidade de São Paulo (USP), São Paulo, Brazil. ¹²³Universidade Estadual de Campinas (UNICAMP), Campinas, Brazil. ¹²⁴University of Houston, Houston, Texas, USA. ¹²⁵University of Jyväskylä, Jyväskylä, Finland. ¹²⁶University of Liverpool, Liverpool, UK. ¹²⁷University of Tennessee, Knoxville, Tennessee, USA. ¹²⁸University of the Witwatersrand, Johannesburg, South Africa. ¹²⁹University of Tokyo, Tokyo, Japan. ¹³⁰University of Tsukuba, Tsukuba, Japan. ¹³¹University of Zagreb, Zagreb, Croatia. ¹³²Université de Lyon, Université Lyon 1, CNRS/IN2P3, IPN-Lyon, Villeurbanne, France. ¹³³Università di Brescia, Brescia, Italy. ¹³⁴V. Fock Institute for Physics, St. Petersburg State University, St. Petersburg, Russia. ¹³⁵Variable Energy Cyclotron Centre, Kolkata, India. ¹³⁶Warsaw University of Technology, Warsaw, Poland. ¹³⁷Wayne State University, Detroit, Michigan, USA. ¹³⁸Wigner Research Centre for Physics, Hungarian Academy of Sciences, Budapest, Hungary. ¹³⁹Yale University, New Haven, Connecticut, USA. ¹⁴⁰Yonsei University, Seoul, South Korea. ¹⁴¹Zentrum für Technologietransfer und Telekommunikation (ZTT), Fachhochschule Worms, Worms, Germany. †Deceased. ‡Present addresses: Georgia State University, Atlanta, Georgia, USA (M.E.C.); Department of Applied Physics, Aligarh Muslim University, Aligarh, India (M.M.K.); M.V. Lomonosov Moscow State University, D.V. Skobeltsyn Institute of Nuclear, Physics, Moscow, Russia (L.M.). *e-mail: alice-publications@cern.ch

Table 1 | Event multiplicity classes, their corresponding fraction of the INEL > 0 cross-section ($\sigma/\sigma_{\text{INEL}} > 0$) and their corresponding ($dN_{\text{ch}}/d\eta$) at midrapidity ($|\eta| < 0.5$).

Class name	I	II	III	IV	V	VI	VII	VIII	IX	X
$\sigma/\sigma_{\text{INEL}} > 0$	0–0.95%	0.95–4.7%	4.7–9.5%	9.5–14%	14–19%	19–28%	28–38%	38–48%	48–68%	68–100%
$\langle dN_{\text{ch}}/d\eta \rangle$	21.3 ± 0.6	16.5 ± 0.5	13.5 ± 0.4	11.5 ± 0.3	10.1 ± 0.3	8.45 ± 0.25	6.72 ± 0.21	5.40 ± 0.17	3.90 ± 0.14	2.26 ± 0.12

The value of $\langle dN_{\text{ch}}/d\eta \rangle$ in the inclusive (INEL > 0) class is 5.96 ± 0.23 . The uncertainties are the quadratic sum of statistical and systematic contributions and represent standard deviations.

Table 2 | Main sources and values of the relative systematic uncertainties (standard deviations expressed in %) of the p_{T} -differential yields.

Hadron p_{T} (GeV/c)	K_{S}^0			$\Lambda(\bar{\Lambda})$			$\Xi^-(\bar{\Xi}^+)$			$\Omega^-(\bar{\Omega}^+)$		
	0.05	6.2	11.0	0.5	3.7	7.2	0.8	2.1	5.8	1.2	2.8	4.7
Material budget	4.0	4.0	4.0	4.0	4.0	4.0	4.0	4.0	4.0	4.0	4.0	4.0
Transport code	Negligible			1.0	1.0	1.0	1.0	1.0	1.0	1.0	1.0	1.0
Track selection	1.0	5.0	0.8	0.2	5.9	4.3	0.4	0.3	2.2	0.8	0.6	4.1
Topological selection	2.6	1.1	2.3	0.8	0.6	3.2	3.1	2.0	4.0	5.0	5.6	8.1
Particle identification	0.1	0.1	0.1	0.2	0.2	3.0	1.0	0.2	1.2	1.1	1.7	3.2
Efficiency determination	2.0	2.0	2.0	2.0	2.0	2.0	2.0	2.0	2.0	2.0	2.0	2.0
Signal extraction	1.5	1.2	3.6	0.6	0.7	3.0	1.5	0.2	1.0	3.2	2.5	2.3
Proper lifetime	1.3	0.1	0.2	0.3	2.3	0.1	0.9	0.1	0.1	2.2	0.7	0.7
Competing decay rejection	Negl.	0.7	1.3	Negl.	1.0	6.2	Not applicable			0.2	4.2	5.2
Feed-down correction	Not applicable			3.3	2.1	4.3	Negligible			Negligible		
Total	5.6	6.9	6.4	5.8	8.2	11.2	5.9	5.0	6.7	7.9	9.0	12.1
Common (N_{ch} -independent)	5.0	5.9	4.4	5.4	7.8	9.9	5.2	4.5	6.2	7.3	8.7	11.6

The values are reported for low, intermediate and high p_{T} . The sums of the contributions common to all event classes are listed separately as N_{ch} -independent systematics.

Methods

A detailed description of the ALICE detector and of its performance can be found in refs 26,33. We briefly outline the main detectors utilized for this analysis. The V0 detectors are two scintillator hodoscopes employed for triggering, background suppression and event-class determination. They are placed on either side of the interaction region at $z = 3.3$ m and $z = -0.9$ m, covering the pseudorapidity regions $2.8 < \eta < 5.1$ and $-3.7 < \eta < -1.7$, respectively. Vertex reconstruction, central-barrel tracking and charged-hadron identification are performed with the Inner Tracking System (ITS) and the Time-Projection Chamber (TPC), which are located inside a solenoidal magnet providing a 0.5 T magnetic field. The ITS is composed of six cylindrical layers of high-resolution silicon tracking detectors. The innermost layers consist of two arrays of hybrid silicon pixel detectors (SPD) located at average radii 3.9 and 7.6 cm from the beam axis and covering $|\eta| < 2.0$ and $|\eta| < 1.4$, respectively. The TPC is a large cylindrical drift detector of radial and longitudinal size of about $85 < r < 250$ cm and $-250 < z < 250$ cm, respectively. It provides charged-hadron identification information via ionization energy loss in the fill gas.

The data were collected in 2010 using a minimum-bias trigger requiring a hit in either the V0 scintillators or in the SPD detector, in coincidence with the arrival of proton bunches from both directions. The contamination from beam-induced background is removed offline by using the timing information and correlations in the V0 and SPD detectors, as discussed in detail in ref. 33. Events used for the data analysis are further required to have a reconstructed vertex within $|z| < 10$ cm. Events containing more than one distinct vertex are tagged as pileup and are discarded. The remaining pileup fraction is estimated to be negligible, ranging from about 10^{-4} to 10^{-2} for the lowest and highest multiplicity classes, respectively. A total of about 100 million events has been utilized for the analysis.

The mean pseudorapidity densities of primary charged particles ($dN_{\text{ch}}/d\eta$) are measured at midrapidity, $|\eta| < 0.5$, for each event class using the technique described in ref. 34. The $\langle dN_{\text{ch}}/d\eta \rangle$ values, corrected for acceptance and efficiency, as well as for contamination from secondary particles and combinatorial background, are listed in Table 1. The relative RMS width of the corresponding multiplicity distributions ranges from 68% to 30% for the lowest and highest multiplicity classes, respectively. The corresponding fractions of the INEL > 0 cross-section are also summarized in Table 1.

Strange K_{S}^0 , Λ and $\bar{\Lambda}$ and multi-strange Ξ^- , $\bar{\Xi}^+$, Ω^- and $\bar{\Omega}^+$ candidates are reconstructed via topological selection criteria and invariant-mass analysis of their characteristic weak decays³⁵ (BR is branching ratio):

$$K_{\text{S}}^0 \rightarrow \pi^+ + \pi^- \quad \text{BR} = (69.20 \pm 0.05)\%$$

$$\Lambda(\bar{\Lambda}) \rightarrow p(\bar{p}) + \pi^-(\pi^+) \quad \text{BR} = (63.9 \pm 0.5)\%$$

$$\Xi^-(\bar{\Xi}^+) \rightarrow \Lambda(\bar{\Lambda}) + \pi^-(\pi^+) \quad \text{BR} = (99.887 \pm 0.035)\%$$

$$\Omega^-(\bar{\Omega}^+) \rightarrow \Lambda(\bar{\Lambda}) + K^-(K^+) \quad \text{BR} = (67.8 \pm 0.7)\%$$

Details on the analysis technique are described in refs 10,36,37. The results are corrected for detector acceptance and reconstruction efficiency calculated using events from the PYTHIA6 (tune Perugia 0) MC generator³⁸ with particle transport performed via a GEANT3 (ref. 39) simulation of the ALICE detector. The contamination to $\Lambda(\bar{\Lambda})$ yields from weak decays of charged and neutral Ξ baryons (feed-down) is subtracted using a data-driven approach¹⁰. The study of systematic uncertainties follows the analysis described in refs 10,36,37. Contributions common to all event classes (N_{ch} -independent) are estimated and removed to determine the remaining uncertainties which are uncorrelated across different multiplicity intervals. The main sources of systematic uncertainty and their corresponding values are summarized in Table 2. The results on pion and proton production have been obtained following the analysis method discussed in ref. 40.

Data availability. All data shown in histograms and plots are publicly available from HEPdata (<https://hepdata.net>).

References

- Abelev, B. *et al.* (ALICE Collaboration) Performance of the ALICE experiment at the CERN LHC. *Int. J. Mod. Phys. A* **29**, 1430044 (2014).
- Abelev, B. *et al.* (ALICE Collaboration) Pseudorapidity density of charged particles in p+Pb collisions at $\sqrt{s_{\text{NN}}} = 5.02$ TeV. *Phys. Rev. Lett.* **110**, 032301 (2013).
- Olive, K. A. *et al.* (Particle Data Group Collaboration) Review of particle physics. *Chin. Phys. C* **38**, 090001 (2014).
- Aamodt, K. *et al.* (ALICE Collaboration) Strange particle production in proton–proton collisions at $\sqrt{s} = 0.9$ TeV with ALICE at the LHC. *Eur. Phys. J. C* **71**, 1594 (2011).
- Abelev, B. *et al.* (ALICE Collaboration) Multi-strange baryon production in pp collisions at $\sqrt{s} = 7$ TeV with ALICE. *Phys. Lett. B* **712**, 309–318 (2012).
- Skands, P. Z. Tuning Monte Carlo generators: the Perugia tunes. *Phys. Rev. D* **82**, 074018 (2010).
- Brun, R. *et al.* *GEANT Detector Description and Simulation Tool* (CERN, 1993); <http://cds.cern.ch/record/1082634>
- Adam, J. *et al.* (ALICE Collaboration) Measurement of pion, kaon and proton production in proton–proton collisions at $\sqrt{s} = 7$ TeV. *Eur. Phys. J. C* **75**, 226 (2015).