

# Exact solutions of a model for synthetic anyons in a noninteracting system

---

Lunić, Frane; Todorić, Marija; Klajn, Bruno; Dubček, Tena; Jukić, Dario; Buljan, Hrvoje

Source / Izvornik: **Physical Review B, 2020, 101**

Journal article, Published version

Rad u časopisu, Objavljena verzija rada (izdavačev PDF)

<https://doi.org/10.1103/physrevb.101.115139>

Permanent link / Trajna poveznica: <https://urn.nsk.hr/urn:nbn:hr:217:467850>

Rights / Prava: [In copyright](#) / [Zaštićeno autorskim pravom.](#)

Download date / Datum preuzimanja: **2024-07-28**



Repository / Repozitorij:

[Repository of the Faculty of Science - University of Zagreb](#)



**Exact solutions of a model for synthetic anyons in a noninteracting system**Frane Lunić <sup>1</sup>, Marija Todorić <sup>1</sup>, Bruno Klajn <sup>1</sup>, Tena Dubček<sup>2</sup>, Dario Jukić <sup>3</sup> and Hrvoje Buljan <sup>1,4,\*</sup><sup>1</sup>*Department of Physics, Faculty of Science, University of Zagreb, Bijenička c. 32, 10000 Zagreb, Croatia*<sup>2</sup>*Institute for Theoretical Physics, ETH Zürich, 8093 Zurich, Switzerland*<sup>3</sup>*Faculty of Civil Engineering, University of Zagreb, A. Kačića Miošića 26, 10000 Zagreb, Croatia*<sup>4</sup>*The MOE Key Laboratory of Weak-Light Nonlinear Photonics, TEDA Applied Physics Institute and School of Physics, Nankai University, Tianjin 300457, China*

(Received 19 July 2019; revised manuscript received 7 January 2020; accepted 5 March 2020; published 20 March 2020)

We study a theoretical model for synthetic anyons in a noninteracting quantum many-body system. Synthetic anyons can occur in a noninteracting system when it is perturbed with specially tailored localized probes, which supply the demanded nontrivial topology in the system. The model is represented by the Hamiltonian for noninteracting electrons in two dimensions, in a uniform magnetic field, pierced with solenoids with a magnetic flux that is a fraction of the flux quantum. In a potential experimental realization of the model, there should be a mechanism fixing the flux in all solenoid probes to an *identical* value for these perturbations to represent synthetic anyons. We find analytically and numerically the ground state of the model when only the lowest Landau-level states are occupied. We calculate the statistical parameter by using the Berry phase, and show that the ground state is anyonic in the coordinates of the probes. We show that these synthetic anyons cannot be considered as emergent quasiparticles. The fusion rules are discussed for different microscopic realizations of the fusion process.

DOI: [10.1103/PhysRevB.101.115139](https://doi.org/10.1103/PhysRevB.101.115139)**I. INTRODUCTION**

Anyons are quantum particles that exist in two-dimensional (2D) space [1,2]. Their exchange statistics interpolates between bosons and fermions, which gives rise to intriguing and nontrivial quantum mechanical properties of anyonic systems [1]. The fractional quantum Hall effect (FQHE) [3,4] is a paradigm of anyonic systems; emergent quasiparticles upon the FQHE state(s) behave as anyons [5,6]. More recent examples include spin systems [7–10] and Majorana zero modes [11,12]. The so-called non-Abelian anyons were proposed to lead to topologically protected quantum computing [7,13]. However, there is still a long way to go before experiments will be able to efficiently detect and manipulate anyons, especially for fault tolerant quantum computing [11,13]. Thus, there is a motivation to explore less traditional schemes for realizing and manipulating anyons, which is the topic of this paper.

For example, it was proposed that anyons could be synthesized by coupling weakly interacting (or noninteracting) electrons to a topologically nontrivial background (or topologically nontrivial external perturbations) [14–16]. In Refs. [14,15], anyons are proposed in a system of an artificially structured type-II superconducting film, adjacent to a two-dimensional electron gas (2DEG) in the *integer* QHE (IQHE) with unit filling fraction [14,15]. A periodic array of pinning sites imprinted on the superconductor will structure an Abrikosov lattice of vortices [14]. Anyons are bound by

vacancies (interstitials) in the vortex lattice, which carry a deficit (surplus) of one-half of a magnetic flux quantum [14]. In Ref. [16] anyons were proposed in integer QHE magnets [16]. Magnetic vortices in this system are topologically stable and have fractional electronic quantum numbers yielding anyonic statistics. Anyons were also proposed by using topological defects in graphene [17].

In addition to the condensed matter experiments on the FQHE [3,6], Majorana zero modes [12], and anyons in the Kitaev paramagnetic state of the honeycomb magnet RuCl<sub>3</sub> [10] (see Refs. [11,13] for reviews), anyonic behavior was experimentally addressed in other systems. The Kitaev toric model [7] was conceived as a platform for topological quantum computing employing non-Abelian anyons. Its minimal variant was experimentally realized in ultracold atomic gases [9], and with trapped ions using dissipative pumping processes [18]. Anyonic statistics was simulated in photonic quantum simulators [19,20], in superconducting quantum circuits [21], and by using nuclear magnetic resonance [22]. The body of theoretical proposals is larger (we will not attempt to provide a review) and, besides the condensed matter systems [11,13], includes proposals in ultracold atomic gases based on emulating the FQHE [23,24] or the Kitaev model [25,26], or by employing synthetic gauge potentials [27]. Moreover, different mechanisms to achieve FQH states of light have been proposed [28,29]. It was recently proposed that a charge-flux composite (i.e., anyon) can be achieved by sandwiching a charged magnetic dipole between two semi-infinite blocks of a high-permeability material [30].

Here we present exact solutions of a model for synthetic anyons, which was considered in Refs. [14,15] (it was referred

\*hbuljan@phy.hr

to as the continuum model therein). The model is represented by the Hamiltonian for noninteracting 2DEG, in a uniform magnetic field, with  $N$  external solenoids (probes), which introduce localized fluxes at positions  $\eta_k$ ,  $k = 1, \dots, N$ . We find analytically and numerically the ground state of this Hamiltonian when the Fermi energy is such that only the lowest Landau-level (LLL) states are populated. When the flux through a solenoid  $\Phi$  is a fraction of the flux quantum,  $\Phi = \alpha\Phi_0$ , the ground-state wave function is anyonic in the coordinates of the external probes  $\eta_k$ . In other words, by braiding the probes one imprints the Berry (statistical) phase [31] on the ground state; we calculate the Berry phase analytically and numerically. A potential experimental realization of this model must have a mechanism that fixes the flux in external solenoids to an identical value for synthetic anyons to be identical entities. From the solutions we find that around every solenoid probe there is a cusplike dip of missing electron charge  $\Delta q$ . We demonstrate that the missing charge should not be identified with the concept of an emergent quasiparticle by showing that  $\frac{\Delta q}{h} \oint \mathbf{A} \cdot d\mathbf{l}$  does not correspond to the Aharonov-Bohm phase [32] acquired as the probe traverses a loop in space. One could arrive at the same conclusion by using gauge invariance arguments [16]. This has consequences on the fusion rules of these synthetic anyons: the fusion rules depend on the microscopic details of the fusion process as discussed below. Even though we consider Abelian anyons, if an analogous scheme for synthetic non-Abelian anyons is developed, it will be a potential path towards a platform for quantum computers, which further motivates this paper.

## II. GROUND-STATE WAVE FUNCTION

In our theoretical model we consider  $N_e$  noninteracting spin-polarized electrons in 2D configuration space (in the  $xy$  plane), in a uniform magnetic field  $\mathbf{B}_0 = \nabla \times \mathbf{A}_0 = B_0 \hat{z}$ , where  $\mathbf{A}_0(\mathbf{r}) = \mathbf{B}_0 \times \mathbf{r}/2$  is the vector potential in the symmetric gauge ( $B_0 > 0$ ). The system is perturbed with  $N$  very thin solenoids at locations  $\eta_k = \eta_{x,k} \hat{x} + \eta_{y,k} \hat{y}$ . The vector potential of each solenoid is

$$\mathbf{A}_k(\mathbf{r}) = \frac{\Phi}{2\pi} \frac{\hat{z} \times (\mathbf{r} - \eta_k)}{|\mathbf{r} - \eta_k|^2}, \quad (1)$$

where  $\Phi$  is the magnetic flux through a solenoid. The Hamiltonian representing the model is then

$$H = \sum_{j=1}^{N_e} \frac{1}{2m} \left( \mathbf{p}_j - q\mathbf{A}_0(\mathbf{r}_j) - q \sum_{k=1}^N \mathbf{A}_k(\mathbf{r}_j) \right)^2 + \sum_{j=1}^{N_e} V(\mathbf{r}_j), \quad (2)$$

where  $V(\mathbf{r})$  is zero for  $r < R_{\max}$ , and infinite otherwise;  $q < 0$  ( $m$ ) is the electron charge (mass, respectively). The model is illustrated in Fig. 1(a). We assume that the Fermi level is such that only the states from the LLL of energy  $\hbar\omega_B/2$  are populated ( $\omega_B = -qB_0/m$ ), and we assume they are *all* populated. The many-body ground state of this system is denoted by  $\psi(\{z_j\}, \{\bar{z}_j\}; \{\eta_k\}, \{\bar{\eta}_k\})$ , where  $z_j = x_j + iy_j$  and  $\bar{z}_j = x_j - iy_j$  are the electron coordinates, and  $\eta_k = \eta_{x,k} + i\eta_{y,k}$  and  $\bar{\eta}_k = \eta_{x,k} - i\eta_{y,k}$  are the probe coordinates in complex notation.

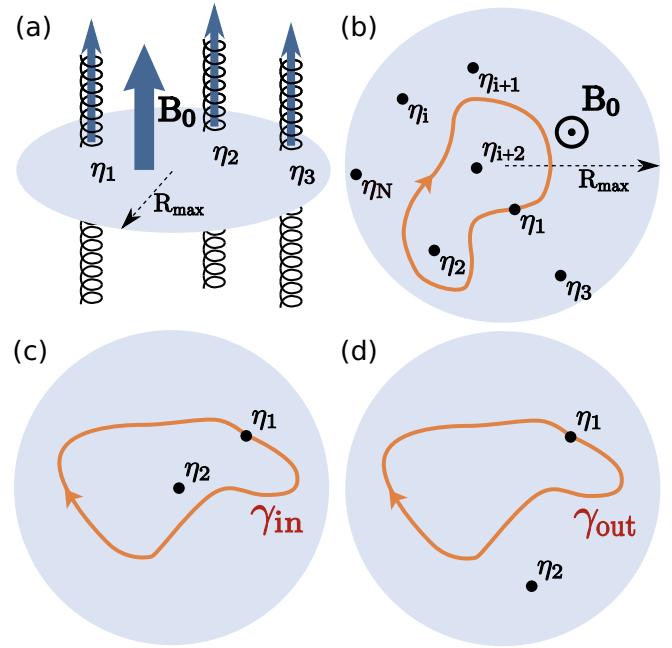


FIG. 1. Sketch of the model. (a) We explore a 2DEG in a magnetic field  $\mathbf{B}_0$ , on a disk of radius  $R_{\max}$ . The solenoid probes with flux  $\Phi$  pierce the 2DEG at positions  $\eta_j$  (coordinates are in complex notation). (b) The contour path of one probe, which adiabatically traverses a closed loop in space; we are interested in the Berry phase accumulated along such paths. Contours are illustrated corresponding to  $\gamma_{\text{in}}$  (c) and  $\gamma_{\text{out}}$  (d). See text for details.

In this section we demonstrate that the ground-state wave function with energy  $N_e \hbar\omega_B/2$  is given by

$$\psi = \frac{1}{\sqrt{Z(\{\eta_k\}, \{\bar{\eta}_k\})}} \left[ \prod_{j=1}^{N_e} \prod_{k=1}^N |z_j - \eta_k|^{-\alpha} \overline{z_j - \eta_k} \right] \times \left[ \prod_{i < j}^{N_e} (\bar{z}_i - \bar{z}_j) \right] \exp \left( - \sum_{i=1}^{N_e} \frac{|z_i|^2}{4l_B^2} \right), \quad (3)$$

where  $l_B = \sqrt{\hbar/B_0 q}$  is the magnetic length,  $\alpha = \Phi/\Phi_0$ ,  $\Phi_0 = -2\pi\hbar/q$  is the flux quantum, and  $Z(\{\eta_k\}, \{\bar{\eta}_k\})$  accounts for normalization. We consider  $\alpha \in (0, 1)$ ; results for fractional values outside of the  $(0, 1)$  interval are easily deduced.

For the clarity of the presentation, we first present what happens when only one probe is placed in the system, and subsequently what happens when two probes are inserted. For a single probe, the single-particle states of the system at the LLL energy are given by (see Appendix A for details of the calculation)

$$\psi_m = |z - \eta|^{-\alpha} \overline{z - \eta} z^m \exp \left( - \frac{|z|^2}{4l_B^2} \right), \quad m = 0, 1, 2, \dots \quad (4)$$

There is one state localized at the position of the probe, with energy  $\hbar\omega_B(1 + 2\alpha)/2$  in between the LLL and the first

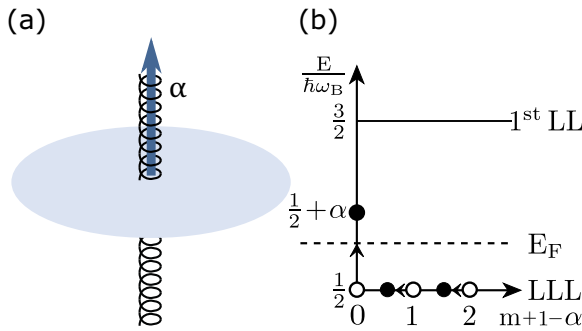


FIG. 2. Sketch of the energy scales and the spectral flow for just one probe. (a) A probe is centered in the system; its flux is such that  $0 \leq \alpha = \Phi/\Phi_0 \leq 1$ . (b) As  $\alpha$  is increased, there is a spectral flow as illustrated. The Fermi energy  $E_F$  is always set such that only the LLL states are populated. See text for details.

excited Landau level:

$$\psi_{LS} = |z - \eta|^\alpha \exp\left(-\frac{|z - \eta|^2 + \bar{\eta}z - \eta\bar{z}}{4l_B^2}\right). \quad (5)$$

Suppose that one introduces the solenoid probe at some point in time, and adiabatically increases the flux through it. As  $\alpha$  increases from zero to one, there is a spectral flow illustrated in Fig. 2; one state from the LLL rises in energy and flows towards the first Landau level. When  $\alpha = 1$ , this flux is just gauge, and the energies map back onto those at  $\alpha = 0$ . This scenario is well known from studies of the QHE [33]. Here we assume that the flux is fixed at some value  $\alpha$ , and the Fermi energy is between the LLL energy and  $\hbar\omega_B(1 + 2\alpha)/2$ ; thus, this localized state is not populated. The many-body ground state is constructed by inserting all LLL states in a Slater determinant; it is given by Eq. (3) for  $N = 1$ .

For the case of two probes, the single-particle states of the system at the LLL energy are

$$\psi_m = |z - \eta_1|^{-\alpha} |z - \eta_2|^{-\alpha} \overline{z - \eta_1} \overline{z - \eta_2} \times \bar{z}^m \exp\left(-\frac{|z|^2}{4l_B^2}\right), \quad m = 0, 1, 2, \dots \quad (6)$$

Now there are two localized states in between the LLL and the first excited Landau level. We did not find analytical expressions for these states, but they are visible in numerical calculations. The energies of these localized states are in the gap, between the LLL and the first excited Landau level. They increase with increasing  $\alpha$  and join the first excited Landau level when  $\alpha = 1$  as expected. The many-body ground state is given by Eq. (3) for  $N = 2$ .

Now we generalize our results for any number of the probes  $N$ . To this end, we employ the following singular gauge transformation:

$$\psi' = \psi \prod_{i=1}^{N_e} \prod_{j=1}^N \exp(i\alpha\phi_{ij}); \quad (7)$$

here  $\phi_{ij}$  denotes the argument of  $z_i - \eta_j = |z_i - \eta_j| \exp(i\phi_{ij})$ . In this gauge, the vector potential of the probes is  $\mathbf{A}'_k = \mathbf{0}$  everywhere except at the positions of the probes, and the Hamiltonian  $H'$  is given by Eq. (2) with  $\mathbf{A}_k$  replaced by

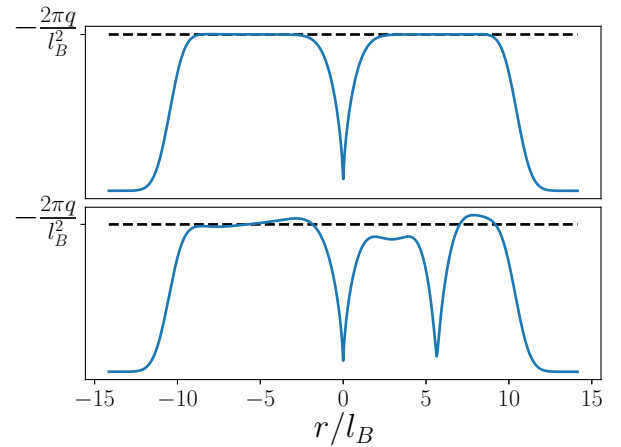


FIG. 3. The single-particle densities (cross sections) of the ground states with one probe (at  $r = 0$ ) and two probes (at  $r = 0$  and  $5.264l_B$ ). The flux through the probes is given by  $\alpha = 0.7$ . The horizontal dashed line depicts the density of an infinite system (see text for details).

$\mathbf{A}'_k = \mathbf{0}$ . It is straightforward to verify that  $\psi'$  is an eigenstate of  $H'$  with energy  $N_e \hbar\omega_B/2$ , and hence the ground state.

It should be pointed out that in the limit  $\alpha \rightarrow 0$  the wave function (3) does not approach the IQHE ground state with all LLL states filled, but rather it becomes an IQHE state with  $N$  of the LLL states left empty. Namely, the localized states which appear at the position of the probes for  $\alpha > 0$  are not included in the Slater determinant used to construct the ground state (3), as discussed above. For  $\alpha = 0$  they enter the LLL, but since they were not used in constructing (3), the wave function (3) does not approach the IQHE ground state (with all LLL states filled) in the limit  $\alpha \rightarrow 0$ . Strictly speaking, Eq. (3) is the ground state for  $\alpha \in (0, 1)$ , provided that only the LLL states are filled; it is not the ground state for  $\alpha = 0$  and all LLL states filled.

In a potential experimental implementation of the proposed system, one should not populate the localized states such as  $\psi_{LS}$ . With this state populated, the ground state is no longer anyonic in the coordinates of the probes. For this state to remain empty, the temperature must be sufficiently low such that  $kT \ll \hbar\omega_B\alpha$ , which is difficult to obtain for small  $\alpha$ . However, an additional localized repulsive scalar potential at the location of the probes (e.g., the delta function potential), which may be present naturally depending on the realization, would lift the energies of the localized states to remedy this issue.

In Fig. 3 we illustrate the single-particle density (cross section) for the system with one and two probes. Clearly, the single-particle density has a cusplike dip at the position of a probe, i.e., a missing electron charge  $\Delta q > 0$ . It is tempting to identify the composite of the missing electron charge  $\Delta q$  and the probe with flux  $\Phi$  with Wilczek's charge-flux-composite anyons [1]; however, a careful analysis of the Berry phase below shows that this identification would be erroneous.

To end this section, let us mention that when calculating the single-particle states of the LLL, which enter the Slater determinant used to construct the ground state in Eq. (3), one

encounters a spurious single-particle state of the form

$$\psi_{\text{spur}} = |z|^{-\alpha} \exp\left(-\frac{|z|^2}{4l_B^2}\right), \quad (8)$$

which, although normalizable, has divergent density. The form (8) corresponds to a system with a single probe centered at the origin. A more careful analysis (see Appendix A for details) shows that this state is, in fact, not an eigenstate of the Hamiltonian and should not be used in the construction of the Slater determinant. If this state was physical and present in the ground state, the ground state would not be anyonic in the coordinates of the probes. In that case, however, the aforementioned additional localized repulsive scalar potential at the location of the probes could be used to lift it in energy and remove it from the ground state. We should note that in Ref. [14] this spurious state was used to construct the many-body ground state, and as a result the ground state from Ref. [14] is in fact not anyonic (see below our discussion on gauge invariance in calculating the Berry phase).

### III. ANYONIC PROPERTIES OF THE WAVE FUNCTION: CALCULATION OF THE BERRY PHASE

In this section we calculate the Berry phase as one of the probes undergoes adiabatically a closed loop in space as illustrated in Fig. 1(b). The Berry phase depends on how many other probes are contained in the loop. More specifically, following a similar calculation as Arovas *et al.* [5], we calculate the Berry phase when a single probe is within the loop [call it  $\gamma_{\text{in}}$ , see Fig. 1(c)], and when all of the other probes are outside of the loop [call it  $\gamma_{\text{out}}$ , see Fig. 1(d)]. The difference between the two phases is the statistical phase, which we find to be  $\gamma_S = \gamma_{\text{in}} - \gamma_{\text{out}} = 2\pi(\alpha - 1)$ , where  $\alpha = \Phi/\Phi_0$ . This result means that in the coordinates of the external probes the wave function  $\psi$  is anyonic when  $\alpha$  is fractional.

We outline the derivation below, while details of the calculation are in Appendix B. We assume that the probes remain sufficiently far apart from each other at any time. Without loss of generality, we assume that the probe  $\eta_1$  traverses the path. The Berry phase  $\gamma$  accumulated along the path  $C$  is given by

$$\gamma = -\oint_C [A_{\eta_1} d\eta_1 + A_{\bar{\eta}_1} d\bar{\eta}_1]. \quad (9)$$

The holomorphic Berry connection is given by

$$A_{\eta}(\eta, \bar{\eta}) = -i \langle \psi | \frac{\partial}{\partial \eta} | \psi \rangle,$$

while the antiholomorphic Berry connection is

$$A_{\bar{\eta}}(\eta, \bar{\eta}) = -i \langle \psi | \frac{\partial}{\partial \bar{\eta}} | \psi \rangle.$$

By following Ref. [5], and in addition by taking the normalization  $Z$  into account by employing the plasma analogy [4,33], we find that the Berry phase accumulated in this process is

$$\gamma = 2\pi \langle n \rangle_C, \quad (10)$$

where  $\langle n \rangle_C$  is the mean number of electrons in the area encircled by the path  $C$ . It is evident that  $\gamma_{\text{in}}$  will differ from  $\gamma_{\text{out}}$ . In the former case, the inner probe expels some charge away from itself as illustrated in Fig. 3, and the mean

number of electrons inside the contour differs in the two cases:  $\langle n \rangle_{C,\text{in}} \neq \langle n \rangle_{C,\text{out}}$ . The difference between these two cases is the statistical phase

$$\gamma_S = 2\pi(\langle n \rangle_{C,\text{in}} - \langle n \rangle_{C,\text{out}}). \quad (11)$$

We calculate the expelled charge from the single-particle density  $\rho$  of the many-body wave function  $\psi$ . It can be found by employing the plasma analogy [4,33]:

$$\rho(z) = \frac{1}{2\pi l_B^2} - (1 - \alpha) \sum_{k=1}^N \delta^2(z - \eta_k).$$

The missing charge at the probe is thus  $\Delta q = -q(1 - \alpha)$ , and the statistical phase (in the thermodynamic limit) is

$$\gamma_S = 2\pi(\alpha - 1). \quad (12)$$

Thus,  $\gamma_S \bmod 2\pi$  is equal to  $2\pi\alpha$ .

Let us briefly comment on the fact that  $\Delta q \rightarrow -q$  as  $\alpha \rightarrow 0$ , and  $\Delta q \rightarrow 0$  as  $\alpha \rightarrow 1$ , which may seem awkward at first sight. This is related to our discussion in the previous section on the behavior of the wave function (3) as  $\alpha \rightarrow 0$ . In constructing the wave function (3), we do not populate the localized states which appear at the position of the probes for  $\alpha > 0$ . Therefore, as  $\alpha \rightarrow 0$ , they are not in the Slater determinant, leaving a hole of charge  $\Delta q = -q$  at the position of the probe. When  $\alpha \rightarrow 1$ , the localized states at the position of the probe enter the first LL (which is empty anyhow by assumption); however, the corresponding state in the LLL below is now filled, yielding  $\Delta q = 0$ , as the spectrum has flown back to itself when  $\alpha$  flows from zero to one.

In order to further underpin Eq. (12), and explore the dependence of the statistical phase on the separation between the probes (we approximated above that they are sufficiently far apart along the path  $C$ ) and the details of the path, we perform numerical calculations. We numerically consider the cases with one and two probes. In all our calculations presented here, the magnetic field is given by  $B_0 R_{\text{max}}^2 \pi / \Phi_0 = 100$ ; we construct the numerical ground state by filling the first  $N_e = 55$  states to minimize the boundary (finite-size) effects, and still successfully mimic an infinite system. The method for the numerical calculation of the Berry phase is as follows [34]: instead of performing the integral in (9), we discretize the evolution parameter, here called time for simplicity, and evaluate it at  $T$  equidistant points. Let  $\psi_i(t)$  be the  $i$ th numerical single-particle eigenstate lying in the LLL at time  $t$ , and let  $M_{ij}(t_k, t_\ell) = \langle \psi_i(t_k) | \psi_j(t_\ell) \rangle$  be the elements of the overlap matrix  $M(t_k, t_\ell)$  at two different times. Then the Berry matrix

$$U = M(t_0, t_1) M(t_1, t_2) \dots M(t_T, t_0) \quad (13)$$

leads directly to the Berry phase

$$\gamma \approx -\arg(\det U). \quad (14)$$

This relation is exact in the limit  $T \rightarrow \infty$ . As before, the statistical phase is  $\gamma_S = \gamma_{\text{in}} - \gamma_{\text{out}}$ .

In Fig. 4 we illustrate  $\gamma_S$  as a function of the separation between the probes  $R$ . The dashed lines denote the analytical prediction in Eq. (12). We see that if the probes are too close they will influence each other's cusp dip in the density, and consequently the statistical phase will not be given by



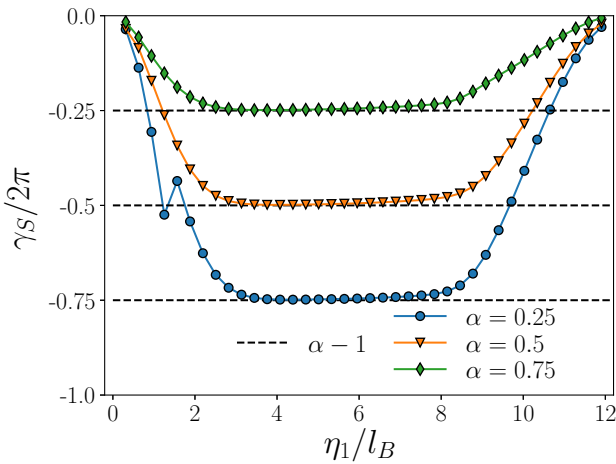


FIG. 4. The statistical phase  $\gamma_S$  as a function of the separation between the probes at three different flux values  $\alpha$ . In every calculation, one of the probes is at  $z = 0$ , and the other one adiabatically traverses a circle of radius  $R$  in the counterclockwise direction. The dashed lines denote the  $2\pi(\alpha - 1)$  values corresponding to the analytical prediction.

$2\pi(\alpha - 1)$ . However, after they are sufficiently apart,  $\gamma_S$  exhibits a plateau at the value of  $2\pi(\alpha - 1)$ . As the outer probe gets close to the edge of our (numerical) finite-size system, the phase departs from the analytical solution. We conclude that the numerical calculations agree with the analytical prediction when the path of the moving probe does not come too close to other probes, and if they are not too close to the edges of the sample. The system exploited in numerical calculations is very small (practically mesoscopic). In reality, the system would be much larger providing a much broader region in space where a constant plateau would be observed.

Next we perform the same calculation, but deform the contour  $C$  as illustrated in Fig. 5(a). The contour is such that the probes are sufficiently separated at all times, and away from the sample edges. We obtain the statistical phase  $\gamma_S = -0.631 \times 2\pi$ , which is in agreement with the analytical result  $\gamma_S = 2\pi(\alpha - 1)$ , with relative error of about 0.2%. We

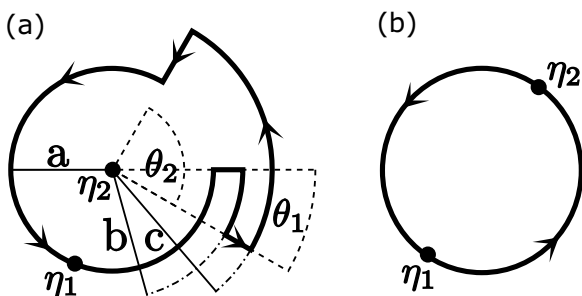


FIG. 5. Two different contours. (a) One of the probes undergoes a closed loop, visiting three different radii  $a$ ,  $b$ , and  $c$ , such that each is sufficiently far from the probe at zero and from the edge of the system. (b) Two probes at opposite radii ( $|\eta_1| = |\eta_2| = 3.13l_B$ ) are exchanged leading to an exchange phase  $\pi(\alpha - 1)$  (see text for details). The parameters used in the calculation are  $\alpha = 0.37$ ,  $a = 4.76l_B$ ,  $b = 6.14l_B$ ,  $c = 7.52l_B$ ,  $\theta_1 = \pi/6$ , and  $\theta_2 = \pi/2$ .

conclude that the statistical phase does not depend on the details of the contour.

Next we consider the exchange of two probes. We numerically calculate the exchange phase obtained when two of the probes are exchanged along the path illustrated in Fig. 5(b). The exchange phase is obtained by calculating the Berry phase when both probes simultaneously undergo the semicircular motion depicted in Fig. 5(b); then, we subtract the two Berry phases obtained when each of the probes  $\eta_1$  and  $\eta_2$  traverses its respective path (semicircles), without the other probe present. We find the result to be  $-0.636 \times \pi$  for  $\alpha = 0.37$ , once again in agreement with analytical calculations. The relative error is about 1%. From the viewpoint of the relative coordinate, when one of the probes encircles the other probe, this corresponds to a double exchange of the two probes illustrated in Fig. 5(b). Thus, we conclude that if we exchange two of the probes adiabatically along a path illustrated in Fig. 5(b) (with no other probes within the closed contour) the exchange phase accumulated by the wave function will be  $\pi(\alpha - 1)$ . This means that the wave function  $\psi$  is anyonic in the coordinates of the probes, with the statistical parameter given by  $\theta = \pi(\alpha - 1)$ .

We end this section by a note on the gauge invariance of the Berry phase calculated along the closed path  $C$ . The wave function  $\psi$  in Eq. (3) is a single-valued function of the positions of the external probes  $\eta_k$ , provided that the normalization  $Z(\{\eta_k\}, \{\bar{\eta}_k\})$  is also chosen to be a single-valued function of  $\eta_k$ . In contrast, the singular gauge wave function  $\psi'$  in Eq. (7) is a multivalued function of  $\eta_k$ . Equation (9) for calculating the Berry phase yields different results when naively used for  $\psi$  and  $\psi'$ . However, the Berry phase calculated along a closed path must be independent of the gauge used. This issue is resolved by noting that Eq. (9) should be used only for single-valued wave functions (that is  $\psi$  in our case). If one wishes to calculate the Berry phase in the singular gauge by using the multivalued wave function  $\psi'$ , there is an additional term that should be included in the Berry phase formula [see Eq. (5.12) in Ref. [34]] which ensures gauge invariance. We note that our results differ from Refs. [14,15], which have used multivalued wave functions and Eq. (9) to calculate the Berry phase.

#### IV. SYNTHETIC ANYONS ARE NOT EMERGENT QUASIPARTICLES

From the illustration of the single-particle density in Fig. 3 we see that at the position of every solenoid probe there is a cusplike dip, i.e., a missing electron charge, which is found to be  $\Delta q = -q(1 - \alpha)$  from the single-particle density. We have already noted that it is tempting to identify the composite of a missing electron charge  $\Delta q$ , and a solenoid with flux  $\Phi$  with Wilczek's charge-flux-composite anyon [1]. Now we show that such an interpretation is erroneous.

When a probe traverses a closed path  $C$ , the system acquires the Berry phase  $\gamma = 2\pi \langle n \rangle_C$ . Let us try to calculate the missing charge by a different route using the Aharonov-Bohm phase, and by assuming that we are dealing with a charge-flux-composite. To this end, let us denote the missing charge  $q^*$ , and check whether we obtain the same result as with the single-particle density. When the charge  $q^*$  traverses the path

$C$ , it will acquire the Aharonov-Bohm phase  $q^* \Phi_C / \hbar$ , where  $\Phi_C = \langle n \rangle_C \Phi_0$  is the total magnetic flux within the path  $C$  (we have assumed unity filling of the LLL). To obtain the Berry phase, we should include the Aharonov-Bohm phase acquired by the solenoid with flux  $\alpha \Phi_0$  that circulates around the charge  $q \langle n \rangle_C$ , which is equal to  $q \langle n \rangle_C \alpha \Phi_0 / \hbar$ . By identifying

$$\gamma = 2\pi \langle n \rangle_C = \frac{q^* \Phi_C}{\hbar} + \frac{q \langle n \rangle_C \alpha \Phi_0}{\hbar},$$

we find

$$q^* = -q(1 + \alpha) \neq \Delta q = -q(1 - \alpha).$$

This difference may come as a surprise, because an equivalent calculation for anyons in the FQHE yields identical expressions for the missing charge from the single-particle density and from the Aharonov-Bohm calculation of  $q^*$ .

To understand the obtained result, first we note that the external solenoid probe acts as a ladle that stirs the electron sea around, and the Aharonov-Bohm phase depends on the movements of the electrons in the sea, and not of the missing charge. When the missing charge corresponds to the quasiparticle, as in the FQHE, then  $q^* = \Delta q$  because the motion of (quasi)holes uniquely corresponds to the motion of the electron sea. However, the missing charge here is not a quasihole, and we cannot interpret the missing charge attached to the solenoid probe as Wilczek's charge-flux-tube composite. One way to understand this difference is to assume that the electron sea is a superfluid, and the Aharonov-Bohm phase acquired by stirring the ladle would be zero.

## V. FUSION RULES OF SYNTHETIC ANYONS

The conclusion of the previous section has impact on the fusion rules of synthetic anyons. The fusion rules depend on the physical microscopic process which corresponds to the fusion. For example, suppose that we have  $N = 4$  solenoid probes in the system with flux  $\alpha \Phi_0$ , i.e., we have two pairs of probes. Next, we slowly bring together (merge) two of the solenoids from each pair, thereby forming a system with  $N = 2$  solenoid probes with flux  $2\alpha \Phi_0$ . This system is identical to the one we have explored with  $\alpha$  replaced by  $2\alpha \bmod 1$ . Thus, the exchange phase changes from  $\pi(\alpha - 1)$  to  $\pi[(2\alpha \bmod 1) - 1]$ . This is not the exchange phase  $2^2 \pi(\alpha - 1)$  expected from fusing two anyons. This is related to the fact that we cannot interpret the missing charge attached to a solenoid probe as Wilczek's charge-flux-tube composite, because in that case the standard fusion rules would be applicable.

If we, however, consider the fusion process as pairing the solenoids two by two in the sense  $\eta_2 = \eta_1 + c$ , and  $\eta_4 = \eta_3 + c$ , where  $c$  is a complex number with magnitude greater than  $l_B$ , then the standard fusion rules apply. For example, if we move one of the pairs in a circle of sufficiently large radius around the other pair, we analytically obtain the expected statistical phase of  $2^2 \times 2\pi(\alpha - 1)$  (see Appendix B for details of calculation).

## VI. DISCUSSION AND CONCLUSION

It might be interesting to discuss a potential experimental realization, and pertinent challenges, of Hamiltonian (2) in ultracold atomic gases. Ultracold atomic gases have been

experimentally realized in two dimensions [35,36], and a viable path (although not a simple one) for implementing IQHE states with ultracold atoms is to employ synthetic magnetic fields [37–40]. The missing ingredients are solenoidlike probes. The synthetic vector potential of a solenoid can in principle be achieved with vortex laser beams nonresonantly interacting with two-level atoms [41]. Namely, by exploring Eq. (7) in Sec. II of Ref. [38], one finds that a vortex beam interacting with a two-level atom can yield the Berry connection which corresponds to the vector potential of a solenoid. The vortex phase ensures proper direction of the vector potential; however, to obtain the proper  $\approx 1/r$  dependence one must in addition properly adjust the detuning and the intensity of the laser. An additional challenge along this path would be to ensure that the synthetic magnetic flux through every solenoid is *identical*, so that an exchange of any of the two lasers would depend on the unique statistical parameter (otherwise localized perturbations at the probes could not be referred to as synthetic anyons). The advantages of ultracold atomic systems are long coherence times and the possibility to relatively easily braid the laser probes.

In conclusion, we have presented exact solutions of a model for synthetic anyons in noninteracting many-body systems. The key ingredients in the model are specially tailored external potentials (that could correspond to some external localized probes), which supply the demanded nontrivial topology in the system. The Hamiltonian representing the model is that of noninteracting electrons in a uniform magnetic field (in the IQHE state), and the probes are solenoids with a magnetic flux that is a fraction of the flux quantum. The Fermi level is such that only the lowest Landau-level states are occupied; the localized states which appear at the position of every probe, with energy in the gap, are assumed to be empty. We have found the ground state of this system, and demonstrated that it is anyonic in the coordinates of the probes, when the flux through solenoids is a fraction of the flux quantum  $\alpha \Phi_0$ . The statistical parameter of synthetic anyons is  $\theta = \pi(\alpha - 1)$ . We have shown that these synthetic anyons cannot be considered as emergent quasiparticles, and that they cannot be interpreted as Wilczek's charge-flux-tube composites. This observation has consequences on the fusion rules of these synthetic anyons, which depend on the microscopic details of the fusion process.

In a future study, it would be interesting to consider forces that act upon the probes. Geometric forces on point fluxes carrying integer quanta of fluxes in quantum Hall fluids were studied in Ref. [42]. Next, it would be interesting to explore the potential for anyonic physics in a system of solenoids that does not necessarily rely on the quantum Hall effect. For example, one such system might be the Aharonov-Bohm billiards [43]. Finally, it would be interesting to extend the ideas presented here to explore non-Abelian synthetic anyons, and investigate their capacity for topological quantum computing.

## ACKNOWLEDGMENTS

We acknowledge useful discussions with S. Domazet, M. Basletić, E. Tafr, and E. Jajtić. This work was supported by the Croatian Science Foundation Grant No. IP-2016-06-5885 SynthMagIA and in part by the QuantiXLie Center of

Excellence, a project cofinanced by the Croatian Government and European Union through the European Regional Development Fund Competitiveness and Cohesion Operational Programme (Grant No. KK.01.1.1.01.0004).

## APPENDIX A: CALCULATION OF THE GROUND STATE

In this Appendix, we find the spectrum of the single-particle ( $N_e = 1$ ) Hamiltonian (2) with one solenoid ( $N = 1$ ) and vanishing scalar potential ( $V = 0$ ).

### 1. Single-particle spectrum

Putting  $\psi = R(r) \exp(im\varphi)$ , with the angular quantum number  $m \in \mathbb{Z}$  in the time-independent Schrödinger equation  $H\psi = E\psi$ , and taking the solenoid to be at the origin ( $\eta_1 = \mathbf{0}$ ), we find the radial equation

$$R'' + \frac{1}{s}R' + \left[ \epsilon - (m + \alpha) - \frac{|m + \alpha|^2}{s^2} - \frac{1}{4}s^2 \right] R = 0.$$

Here  $s = r/l_B$ ,  $\epsilon = 2E/(\hbar\omega_B)$  and  $(\cdot)' = d/ds(\cdot)$ . For  $s \gg 1$ , the radial equation reduces to

$$R'' - \frac{1}{4}s^2 R = 0$$

so that the normalizable asymptotic solution is  $R \sim \exp(-s^2/4)$ . On the other hand, for  $s \ll 1$ , the radial equation becomes the Cauchy-Euler equation

$$R'' + \frac{1}{s}R' - \frac{|m + \alpha|^2}{s^2}R = 0$$

with the solutions  $R = s^{\pm|m+\alpha|}$ . Let us momentarily concentrate on the solution which is regular at the origin and write  $R(s) = s^{|m+\alpha|} \exp(-s^2/4)S(s)$ . Then the function  $S(s)$  is found to satisfy

$$S'' + \left( \frac{2|m + \alpha| + 1}{s} - s \right) S' + [\epsilon - (m + \alpha) - |m + \alpha| - 1] S = 0,$$

which is the Laguerre differential equation in disguise with the solution  $S(s) = L_{n_r}^{|m+\alpha|}(s^2/2)$ , where  $n_r = [\epsilon - (m + \alpha) - |m + \alpha| - 1]/2$  is the radial quantum number. In order not to spoil the normalizable behavior for large  $s$ , the Laguerre function must reduce to a polynomial, which enforces the condition  $n_r \in \mathbb{N}_0$  and leads to the allowed energies

$$\epsilon = 1 + 2n_r + (m + \alpha) + |m + \alpha|,$$

which depend on both the radial and angular quantum numbers. The corresponding wave functions are

$$\psi(r, \varphi) = r^{|m+\alpha|} L_{n_r}^{|m+\alpha|}(r^2/2l_B^2) \exp(-r^2/4l_B^2 + im\varphi).$$

### 2. Lowest Landau level

Let us now consider the ground state. The minimum energy state is given by the vanishing of the radial quantum number ( $n_r = 0$ ) and the condition  $(m + \alpha) + |m + \alpha| = 0$ , which is equivalent to  $m \leq -\alpha$ . With our choice of  $\alpha \in (0, 1)$ , we have  $m \leq -1$ . Therefore, the LLL has the energy

$$\epsilon = 1 \quad \rightarrow \quad E = \frac{1}{2}\hbar\omega_B$$

and is infinitely degenerate. The ground-state wave functions are of the form

$$\psi_{\text{LLL}}(r, \varphi) = r^{|m+\alpha|} \exp(-r^2/4l_B^2 + im\varphi).$$

Turning to complex notation, the above wave functions are equivalent to

$$\psi_{\text{LLL}}(z) = \frac{\bar{z}}{|z|^\alpha} \bar{z}^m \exp(-|z|^2/4l_B^2), \quad m \in \mathbb{N}_0.$$

Taking linear combinations of these functions shows that the LLL wave function can also be written in terms of an arbitrary antiholomorphic function  $f(\bar{z})$ :

$$\psi_{\text{LLL}}(z) = \frac{\bar{z}}{|z|^\alpha} f(\bar{z}) \exp(-|z|^2/4l_B^2).$$

### 3. Excited state

The first excited state corresponds to the quantum numbers  $n_r = 0$  and  $m = 0$  and belongs to the gap between the LLL and the second Landau level. Its energy and wave function are

$$E = \frac{1 + 2\alpha}{2}\hbar\omega_B, \quad \psi_{\text{LS}}(z) = |z|^\alpha \exp(-|z|^2/4l_B^2).$$

It is easy to see that it is localized around the solenoid probe.

### 4. Displaced solenoid

Having obtained the spectrum for the origin-centered solenoid, we can easily generalize our results for arbitrary position of the solenoid  $\eta$ . It suffices to put  $z \rightarrow z - \eta$  in the above wave functions and simultaneously perform a gauge transformation which keeps the vector potential  $\mathbf{A}_0$  unchanged. The needed gauge factor is just

$$\exp\left[ i \frac{q}{2\hbar} (\mathbf{B} \times \boldsymbol{\eta}) \cdot \mathbf{r} \right] = \exp\left( -\frac{\bar{\eta}z - \eta\bar{z}}{4l_B} \right).$$

The end result is that the LLL wave functions for the displaced solenoid become

$$\psi_{\text{LLL}}(z) = |z - \eta|^{-\alpha} \overline{z - \eta} f(\bar{z}) \exp(-|z|^2/4l_B^2).$$

Taking  $f(\bar{z}) = \bar{z}^m$ , we arrive at the wave functions given in Eq. (4). Using the same approach for the excited state, we arrive at the wave function given in Eq. (5).

### 5. Multiple probes

Comparing the solution for the ground state in the case of one displaced solenoid  $\psi_{\text{LLL}}^\eta(z)$  and without solenoids (the usual IQHE ground state)  $\psi_{\text{LLL}}^0(z)$ , it is easily seen that the following simple relation holds:

$$\psi_{\text{LLL}}^\eta(z) = \frac{\overline{z - \eta}}{|z - \eta|^\alpha} \psi_{\text{LLL}}^0(z).$$

This relation motivates the ansatz (6) for the single-particle LLL wave functions for two (or more) probes, which is checked to satisfy the corresponding Schrödinger equation.

### 6. Many-body ground state

Having obtained the single-particle wave functions, we can completely fill the lowest Landau level by occupying the



$n_r = 0$  state for all possible values of angular quantum number  $m$ . This amounts to constructing the Slater determinant of single-particle states. Due to the  $\bar{z}^m$  term this Slater determinant is of the Vandermonde form and is easily calculated and given by Eq. (3).

### 7. Spurious divergent solution

Let us now return to the question of whether the single-particle wave function for a single probe centered at the origin can behave singularly as  $s^{-|m+\alpha|}$ , as we are led to think when solving the radial equation for  $s \ll 1$ . If that would be the case, then the LLL would have an additional state given by Eq. (8) which would have to be taken into account when constructing the Slater determinant. This additional state diverges at the origin and corresponds to the angular quantum number  $m = 0$ . Other divergent solutions exist for  $m \neq 0$ , but are not even normalizable and therefore are easily excluded to be unphysical. However, the solution Eq. (8) is normalizable, but can be eliminated on more elementary grounds—it is not the solution to the Cauchy-Euler equation. More specifically, for  $\lambda > 0$ , one can show by proper regularization of  $s^{-\lambda}$  that the following identity holds:

$$\left[ \frac{d^2}{ds^2} + \frac{1}{s} \frac{d}{ds} - \frac{\lambda^2}{s^2} \right] s^{-\lambda} = -\frac{2\lambda}{s^{1+\lambda}} \delta(s).$$

This is similar to a more familiar case of the three-dimensional Laplacian for which  $\nabla^2(1/r) = 0$  everywhere except the origin and so  $1/r$  is not a proper harmonic function. Likewise, there are no states in the LLL that show divergent behavior in the vicinity of the probe and one must exclude the state given in Eq. (8) when constructing the many-body ground state.

## APPENDIX B: CALCULATION OF THE STATISTICAL PHASE

### 1. Plasma analogy

To determine the statistics of the probes, we consider a normalized state with  $N$  probes given by Eq. (3). Using the plasma analogy, normalization factor  $Z(\{\eta_k\}, \{\bar{\eta}_k\})$  can be interpreted as the partition function of the 2D one-component plasma (electrons) at  $\{z_j\}$  at an inverse temperature  $\beta = 2$ , interacting with charged impurities (probes) at  $\eta_k$  [4,33]. The potential energy for this system is given by

$$U(\{z_j\}) = \frac{1}{4l_B^2} \sum_{j=1}^{N_e} |z_j|^2 - \sum_{i<j}^{N_e} \log \left( \frac{|z_i - z_j|}{l_B} \right) - (1-\alpha) \sum_{j,k}^{N_e, N} \log \left( \frac{|z_j - \eta_k|}{l_B} \right). \quad (\text{B1})$$

In the thermodynamical limit the partition function  $Z$  can be obtained by using the saddle-point technique, where the particles are driven into a configuration which has the minimum energy [44,45]. For  $N \rightarrow \infty$ , the sum over particles becomes a continuous distribution, which equals the electron density. Minimizing the energy and using  $\frac{\partial}{\partial \bar{z}} z^{-1} = \pi \delta^2(z)$ , one obtains

the density of particles:

$$\rho(z) = \frac{1}{2\pi l_B^2} - (1-\alpha) \sum_{k=1}^N \delta^2(z - \eta_k). \quad (\text{B2})$$

We can recognize two contributions  $\rho(z) = \rho_0 + \delta\rho(z)$ . The first one is constant and corresponds to the density in the case of the  $\nu = 1$  IQHE, while the second one describes the charge depletion  $\Delta q$  at positions of the probes. In the plasma analogy, an impurity is screened so that its effects cannot be noticed at far distances. The potential energy and the partition function of the plasma with impurities also include the energy cost between the impurities and the constant background charge, and the Coulomb energy between different impurities. With the additional condition that the corrected partition function  $K$  is independent of the positions  $\eta_k$  [33], this leads us to the result for the normalization factor:

$$Z = K \exp \left( -(1-\alpha)^2 \sum_{k<l}^N \log \frac{|\eta_k - \eta_l|^2}{l_B^2} + \frac{1-\alpha}{2l_B^2} \sum_{k=1}^N |\eta_k|^2 \right).$$

### 2. Berry phase

In order to find the statistics of the probes, we pick one of the probes, for example,  $\eta_1$ , and move it on a closed path  $C$ . After traversing the path, the wave function

$$\psi = \frac{1}{\sqrt{Z}} \chi$$

acquires a phase shift given by the Berry phase

$$e^{i\gamma} = \exp \left( -i \oint_C \mathcal{A}_{\eta_1} d\eta_1 + \mathcal{A}_{\bar{\eta}_1} d\bar{\eta}_1 \right),$$

where  $\mathcal{A}_{\eta_1}$  is the holomorphic and  $\mathcal{A}_{\bar{\eta}_1}$  the anti-holomorphic Berry connection:

$$\mathcal{A}_{\eta}(\eta, \bar{\eta}) = -\frac{i}{Z} \langle \chi | \frac{\partial}{\partial \eta} | \chi \rangle + \frac{i}{2} \frac{\partial}{\partial \eta} \log Z,$$

$$\mathcal{A}_{\bar{\eta}}(\eta, \bar{\eta}) = -\frac{i}{Z} \langle \chi | \frac{\partial}{\partial \bar{\eta}} | \chi \rangle + \frac{i}{2} \frac{\partial}{\partial \bar{\eta}} \log Z.$$

The calculation of the Berry phase proceeds as in Ref. [5]. The braiding phase corresponds to the difference of the Berry phases for closed paths with and without one other probe enclosed by it. When  $\eta_1$  is taken around the closed path  $C$ , contributions from the normalization factors, i.e., the partition function  $Z$ , cancel each other. Derivatives of the unnormalized wave function  $\chi$  are given as

$$\frac{\partial \chi}{\partial \eta_1} = \frac{\alpha}{2} \chi \sum_{j=1}^{N_e} \frac{1}{z_j - \eta_1},$$

$$\frac{\partial \chi}{\partial \bar{\eta}_1} = \left( \frac{\alpha - 2}{2} \right) \chi \sum_{j=1}^{N_e} \frac{1}{\bar{z}_j - \bar{\eta}_1}.$$

Taking the definition of the charge density

$$\rho(z) = \frac{1}{Z} \langle \chi | \sum_{j=1}^{N_e} \delta(z_j - z) | \chi \rangle, \quad (\text{B3})$$

one obtains

$$\gamma = i\frac{\alpha}{2} \int dx dy \oint_C d\eta_1 \frac{\rho(z)}{z - \eta_1} + i\frac{\alpha - 2}{2} \int dx dy \oint_C d\bar{\eta}_1 \frac{\rho(z)}{\bar{z} - \bar{\eta}_1}.$$

If we denote the integral

$$\mathcal{J} = \oint_C d\eta_1 \int dx dy \frac{\rho(z)}{z - \eta_1}, \quad (\text{B4})$$

we have

$$\gamma = i(\alpha \text{Re } \mathcal{J} - \bar{\mathcal{J}}).$$

Concerning the contribution of  $\rho_0$  in Eq. (B4), if  $\eta_1$  is integrated in the anticlockwise direction, only values of  $z$  inside this loop contribute  $-2\pi i$  to the integral. Then we can evaluate the surface integral, where we use the relation between the density and the background magnetic field for the  $\nu = 1$  IQHE state,  $\rho_0 = B_0/\Phi_0$ . In order to find the contribution of the second term  $\delta\rho(z)$ , first we evaluate the surface integral and obtain a nonvanishing contribution from  $\eta_k \neq \eta_1$ . The contour integral then evaluates to  $-2\pi i$  only if  $\eta_k$  is inside the closed path of  $\eta_1$ . This leads us to the result

$$\mathcal{J}_{\text{out}} = -2\pi i \frac{\Phi_C}{\Phi_0}, \quad \mathcal{J}_{\text{in}} = -2\pi i \frac{\Phi_C}{\Phi_0} + 2\pi i(1 - \alpha),$$

where  $\Phi_C$  is the magnetic flux enclosed by the path  $C$ . Let us denote the mean number of electrons inside the contour as  $\langle n \rangle_C$ . Thus, when  $\eta_1$  traverses a path where it does not enclose any of the other probes the Berry phase is

$$\gamma_{\text{out}} = 2\pi \frac{\Phi_C}{\Phi_0} = 2\pi \langle n \rangle_{C,\text{out}}.$$

On the other hand, if one other probe is inside the loop, the Berry phase sums up to

$$\gamma_{\text{in}} = 2\pi \frac{\Phi_C}{\Phi_0} - 2\pi(1 - \alpha) = 2\pi \langle n \rangle_{C,\text{in}}.$$

The statistical phase is the difference between these two cases:

$$\gamma_S = 2\pi(\langle n \rangle_{C,\text{in}} - \langle n \rangle_{C,\text{out}}) = 2\pi(\alpha - 1).$$

### 3. Fusion

In this paragraph we find the statistical phase of the fused synthetic anyons. The fusion rule states that the exchange phase  $\Gamma_S$  of a particle formed by combining  $n$  identical anyons with exchange phase  $\gamma_S$  is  $\Gamma_S = n^2 \gamma_S$ . Suppose that we have two pairs of probes, i.e.,  $N = 4$  solenoid probes, with flux  $\alpha \Phi_0$  in the system located at  $\{\eta_1, \eta_2, \eta_3, \eta_4\}$ . The wave function  $\psi$  is given by Eq. (3). Two solenoids are paired so that they remain separated by a small constant vector. For each pair we use the center-of-mass and relative coordinates

$$X_c = \frac{\eta_1 + \eta_2}{2}, \quad X_r = \frac{\eta_1 - \eta_2}{2}, \\ Y_c = \frac{\eta_3 + \eta_4}{2}, \quad Y_r = \frac{\eta_3 - \eta_4}{2}.$$

If we encircle the first pair of solenoids at  $X_c$  along a circle of radius  $R$  around the second pair at  $Y_c$ , which is held static, this process can be described as

$$X'_c(\theta) = Y_c + R e^{i\theta} = Y_c + \lambda,$$

where  $\lambda$  is a complex coordinate which moves around the closed path  $C$ , a circle of radius  $R$ . Then the coordinates of the first pair are moved according to

$$\eta'_1 = Y_c + X_r + \lambda, \quad \eta'_2 = Y_c - X_r + \lambda.$$

The Berry phase acquired in this process is given by

$$\Gamma = i \int_0^{2\pi} d\theta \langle \psi | \frac{\partial}{\partial \theta} \psi \rangle.$$

Since the normalization factor of the wave function is single valued in  $\theta$ , it does not contribute to the Berry phase for a closed path. Taking into account the expression for the charge density and the result

$$\frac{d\eta'_{1,2}}{d\theta} = \frac{d\lambda}{d\theta},$$

we obtain

$$\Gamma = i\frac{\alpha}{2} \oint_C d\lambda \int dx dy \left[ \frac{\rho(z)}{z - \eta'_1} + \frac{\rho(z)}{z - \eta'_2} \right] \\ + i\frac{\alpha - 2}{2} \oint_C d\bar{\lambda} \int dx dy \left[ \frac{\rho(z)}{\bar{z} - \bar{\eta}'_1} + \frac{\rho(z)}{\bar{z} - \bar{\eta}'_2} \right].$$

Denoting

$$\mathcal{J} = \oint_C d\lambda \int dx dy \left[ \frac{\rho(z)}{z - \eta'_1} + \frac{\rho(z)}{z - \eta'_2} \right], \quad (\text{B5})$$

the Berry phase is then

$$\Gamma = i(\alpha \text{Re } \mathcal{J} - \bar{\mathcal{J}}).$$

Regarding the contribution of  $\rho_0$  in Eq. (B5), when  $\lambda$  is integrated anticlockwise, only values of  $z$  inside this path contribute  $-4\pi i$  to the integral. As before, one calculates the surface integral by using the relationship between the density and the magnetic flux in the IQHE state. Concerning the contribution of  $\delta\rho(z)$ , first the surface integral is evaluated. This gives us the result

$$\mathcal{J} = -4\pi i \frac{\Phi_C}{\Phi_0} - (1 - \alpha) \oint_C d\lambda \left[ \frac{1}{\eta_3 - \eta'_1} + \frac{1}{\eta_4 - \eta'_1} \right. \\ \left. + \frac{1}{\eta_3 - \eta'_2} + \frac{1}{\eta_4 - \eta'_2} \right].$$

Evaluating the contour integral, we obtain

$$\mathcal{J} = -4\pi i \frac{\Phi_C}{\Phi_0} + 8\pi i(1 - \alpha),$$

and, finally, the Berry phase is

$$\Gamma = 4\pi \frac{\Phi_C}{\Phi_0} + 8\pi(\alpha - 1). \quad (\text{B6})$$

In the second term of the right-hand side of Eq. (B6), we can recognize the Aharonov-Bohm phase and the statistical phase  $\Gamma_S = 2^2 \times 2\pi(\alpha - 1)$ , which confirms the fusion rule for anyons.

- [1] F. Wilczek, *Phys. Rev. Lett.* **49**, 957 (1982).
- [2] J. M. Leinaas and J. Myrheim, *Il Nuovo Cimento B* **37**, 1 (1977).
- [3] D. C. Tsui, H. L. Stormer, and A. C. Gossard, *Phys. Rev. Lett.* **48**, 1559 (1982).
- [4] R. B. Laughlin, *Phys. Rev. Lett.* **50**, 1395 (1983).
- [5] D. Arovas, J. R. Schrieffer, and F. Wilczek, *Phys. Rev. Lett.* **53**, 722 (1984).
- [6] F. E. Camino, W. Zhou, and V. J. Goldman, *Phys. Rev. B* **72**, 075342 (2005).
- [7] A. Y. Kitaev, *Ann. Phys. (NY)* **303**, 2 (2003).
- [8] A. Y. Kitaev, *Ann. Phys. (NY)* **321**, 2 (2006).
- [9] H.-N. Dai, B. Yang, A. Reingruber, H. Sun, X.-F. Xu, Y.-A. Chen, Z.-S. Yuan, and J.-W. Pan, *Nat. Phys.* **13**, 1195 (2017).
- [10] N. Janša, A. Zorko, M. Gomilšek, M. Pregelj, K. W. Krämer, D. Biner, A. Biffin, Ch. Rüegg, and M. Klanjšek, *Nat. Phys.* **14**, 786 (2018).
- [11] S. Das Sarma, M. Freedman, and C. Nayak, *npj Quantum Information* **1**, 15001 (2015).
- [12] V. Mourik, K. Zuo, S. M. Frolov, S. R. Plissard, E. P. A. M. Bakkers, and L. P. Kouwenhoven, *Science* **336**, 1003 (2012).
- [13] C. Nayak, S. H. Simon, A. Stern, M. Freedman, and S. Das Sarma, *Rev. Mod. Phys.* **80**, 1083 (2008).
- [14] C. Weeks, G. Rosenberg, B. Seradjeh, and M. Franz, *Nat. Phys.* **3**, 796 (2007).
- [15] G. Rosenberg, B. Seradjeh, C. Weeks, and M. Franz, *Phys. Rev. B* **79**, 205102 (2009).
- [16] A. Rahmani, R. A. Muniz, and I. Martin, *Phys. Rev. X* **3**, 031008 (2013).
- [17] B. Seradjeh and M. Franz, *Phys. Rev. Lett.* **101**, 146401 (2008).
- [18] J. T. Barreiro, M. Müller, P. Schindler, D. Nigg, T. Monz, M. Chwalla, M. Hennrich, C. F. Roos, P. Zoller, and R. Blatt, *Nature (London)* **470**, 486 (2011).
- [19] C.-Y. Lu, W.-B. Gao, O. Guhne, X.-Q. Zhou, Z.-B. Chen, and J.-W. Pan, *Phys. Rev. Lett.* **102**, 030502 (2009).
- [20] J. K. Pachos, W. Wicczorek, C. Schmid, N. Kiesel, R. Pohlner, and H. Weinfurter, *New J. Phys.* **11**, 083010 (2009).
- [21] Y.-P. Zhong, D. Xu, P. Wang, C. Song, Q.-J. Guo, W.-X. Liu, K. Xu, B.-X. Xia, C.-Y. Lu, S. Han, J.-W. Pan, and H. Wang, *Phys. Rev. Lett.* **117**, 110501 (2016).
- [22] K. Li, Y. Wan, L.-Y. Hung, T. Lan, G. Long, D. Lu, B. Zeng, and R. Laflamme, *Phys. Rev. Lett.* **118**, 080502 (2017).
- [23] B. Paredes, P. Fedichev, J. I. Cirac, and P. Zoller, *Phys. Rev. Lett.* **87**, 010402 (2001).
- [24] Y. Zhang, G. J. Sreejith, N. D. Gemelke, and J. K. Jain, *Phys. Rev. Lett.* **113**, 160404 (2014).
- [25] L.-M. Duan, E. Demler, and M. D. Lukin, *Phys. Rev. Lett.* **91**, 090402 (2003).
- [26] L. Jiang, G. K. Brennen, A. V. Gorshkov, K. Hammerer, M. Hafezi, E. Demler, M. D. Lukin, and P. Zoller, *Nat. Phys.* **4**, 482 (2008).
- [27] M. Burrello and A. Trombettoni, *Phys. Rev. Lett.* **105**, 125304 (2010).
- [28] E. Kapit, M. Hafezi, and S. H. Simon, *Phys. Rev. X* **4**, 031039 (2014).
- [29] R. O. Umucalilar and I. Carusotto, *Phys. Rev. A* **96**, 053808 (2017).
- [30] M. Todorčić, D. Jukić, D. Radić, M. Soljačić, and H. Buljan, *Phys. Rev. Lett.* **120**, 267201 (2018).
- [31] M. V. Berry, *Proc. R. Soc. A* **392**, 45 (1984).
- [32] Y. Aharonov and D. Bohm, *Phys. Rev.* **115**, 485 (1959).
- [33] D. Tong, Lectures on the Quantum Hall Effect, <http://www.damtp.cam.ac.uk/user/tong/qhe.html>.
- [34] N. Mukunda and R. Simon, *Ann. Phys. (NY)* **228**, 205 (1993).
- [35] I. Bloch, J. Dalibard, and W. Zwerger, *Rev. Mod. Phys.* **80**, 885 (2008).
- [36] Z. Hadzibabic, P. Kruger, M. Cheneau, B. Battelier, and J. Dalibard, *Nature (London)* **441**, 1118 (2006).
- [37] Y.-J. Lin and I. B. Spielman, *J. Phys. B* **49**, 183001 (2016).
- [38] J. Dalibard, F. Gerbier, G. Juzeliunas, and P. Öhberg, *Rev. Mod. Phys.* **83**, 1523 (2011).
- [39] I. Bloch, J. Dalibard, and S. Nascimbene, *Nat. Phys.* **8**, 267 (2012).
- [40] N. Goldman, G. Juzeliunas, P. Ohberg, and I. B. Spielman, *Rep. Prog. Phys.* **77**, 126401 (2014).
- [41] E. Jajtić, Synthetic magnetism for ultracold atomic gases, Master's thesis, University of Zagreb, 2018.
- [42] J. E. Avron and P. G. Zograf, *J. Stat. Phys.* **92**, 1193 (1998).
- [43] M. V. Berry and S. Popescu, *J. Phys. A: Math. Theor.* **43**, 354005 (2010).
- [44] A. Cappelli, C. A. Trugenberger, and G. R. Zemba, *Phys. Lett. B* **306**, 100 (1993).
- [45] V. Pasquier, Some remarks on the quantum Hall effect, in *Symmetries, Integrable Systems and Representations*, edited by K. Iohara, S. Morier-Genoud, and B. Remy (Springer, New York, 2013).