

# Destruction of the cosmic $\gamma$ -ray emitter $^{26}\text{Al}$ in massive stars: Study of the key $^{26}\text{Al}(n,\alpha)$ reaction

---

(n\_TOF Collaboration) Lederer-Woods, C.; Woods, P. J.; Davinson, T.; Estrade, A.; Heyse, J.; Kahl, D.; Lonsdale, S. J.; Paradela, C.; Schillebeeckx, P.; Aberle, O.; ...

Source / Izvornik: **Physical Review C, 2021, 104**

Journal article, Published version

Rad u časopisu, Objavljena verzija rada (izdavačev PDF)

<https://doi.org/10.1103/PhysRevC.104.L032803>

Permanent link / Trajna poveznica: <https://urn.nsk.hr/urn:nbn:hr:217:581273>

Rights / Prava: [Attribution 4.0 International](#)/[Imenovanje 4.0 međunarodna](#)

Download date / Datum preuzimanja: **2024-12-19**



Repository / Repozitorij:

[Repository of the Faculty of Science - University of Zagreb](#)



**Destruction of the cosmic  $\gamma$ -ray emitter  $^{26}\text{Al}$  in massive stars: Study of the key  $^{26}\text{Al}(n, \alpha)$  reaction**

C. Lederer-Woods,<sup>1,\*</sup> P. J. Woods,<sup>1</sup> T. Davinson,<sup>1</sup> A. Estrade,<sup>1,†</sup> J. Heyse,<sup>2</sup> D. Kahl,<sup>1,‡</sup> S. J. Lonsdale,<sup>1</sup> C. Paradela,<sup>2</sup> P. Schillebeeckx,<sup>2</sup> O. Aberle,<sup>3</sup> S. Amaducci,<sup>4,5</sup> J. Andrzejewski,<sup>6</sup> L. Audouin,<sup>7</sup> M. Bacak,<sup>8,3,9</sup> J. Balibrea,<sup>10</sup> M. Barbagallo,<sup>11</sup> F. Bečvář,<sup>12</sup> E. Berthoumieux,<sup>9</sup> J. Billowes,<sup>13</sup> D. Bosnar,<sup>14</sup> A. Brown,<sup>15</sup> M. Caamaño,<sup>16</sup> F. Calviño,<sup>17</sup> M. Calviani,<sup>3</sup> D. Cano-Ott,<sup>10</sup> R. Cardella,<sup>3</sup> A. Casanovas,<sup>17</sup> F. Cerutti,<sup>3</sup> Y. H. Chen,<sup>7</sup> E. Chiaveri,<sup>3,13,18</sup> N. Colonna,<sup>11</sup> G. Cortés,<sup>17</sup> M. A. Cortés-Giraldo,<sup>18</sup> L. Cosentino,<sup>19</sup> S. Cristallo,<sup>20,21</sup> L. A. Damone,<sup>11,22</sup> M. Diakaki,<sup>9</sup> C. Domingo-Pardo,<sup>23</sup> R. Dressler,<sup>24</sup> E. Dupont,<sup>9</sup> I. Durán,<sup>16</sup> B. Fernández-Domínguez,<sup>16</sup> A. Ferrari,<sup>3</sup> P. Ferreira,<sup>25</sup> F. J. Ferrer,<sup>26,27</sup> P. Finocchiaro,<sup>19</sup> V. Furman,<sup>28</sup> K. Göbel,<sup>29</sup> A. R. García,<sup>10</sup> A. Gawlik,<sup>6</sup> S. Gilardoni,<sup>3</sup> T. Glodariu,<sup>29,†</sup> I. F. Gonçalves,<sup>25</sup> E. González-Romero,<sup>10</sup> E. Griesmayer,<sup>8</sup> C. Guerrero,<sup>18</sup> F. Gunsing,<sup>9,3</sup> H. Harada,<sup>31</sup> S. Heinitz,<sup>24</sup> D. G. Jenkins,<sup>15</sup> E. Jericha,<sup>8</sup> F. Käppeler,<sup>32</sup> Y. Kadi,<sup>3</sup> A. Kalamara,<sup>33</sup> P. Kavragin,<sup>8</sup> A. Kimura,<sup>31</sup> N. Kivel,<sup>24</sup> M. Kokkoris,<sup>33</sup> M. Krčička,<sup>12</sup> D. Kurtulgil,<sup>29</sup> E. Leal-Cidoncha,<sup>16</sup> H. Leeb,<sup>8</sup> J. Leredegui-Marco,<sup>18</sup> S. Lo Meo,<sup>34,4</sup> D. Macina,<sup>3</sup> A. Manna,<sup>4,5</sup> J. Marganec,<sup>6,35</sup> T. Martínez,<sup>10</sup> A. Masi,<sup>3</sup> C. Massimi,<sup>4,5</sup> P. Mastinu,<sup>36</sup> M. Mastrocarro,<sup>11</sup> E. A. Mauger,<sup>24</sup> A. Mazzone,<sup>11,37</sup> E. Mendoza,<sup>10</sup> A. Mengoni,<sup>34</sup> P. M. Milazzo,<sup>38</sup> F. Mingrone,<sup>3</sup> A. Musumarra,<sup>19,39</sup> A. Negret,<sup>30</sup> R. Nolte,<sup>35</sup> A. Oprea,<sup>30</sup> N. Patronis,<sup>40</sup> A. Pavlik,<sup>41</sup> J. Perkowski,<sup>6</sup> I. Porras,<sup>42</sup> J. Praena,<sup>42</sup> J. M. Quesada,<sup>18</sup> D. Radeck,<sup>35</sup> T. Rauscher,<sup>43,44</sup> R. Reifarth,<sup>29</sup> C. Rubbia,<sup>3</sup> J. A. Ryan,<sup>13</sup> M. Sabaté-Gilarte,<sup>3,18</sup> A. Saxena,<sup>45</sup> D. Schumann,<sup>24</sup> P. Sedyshev,<sup>28</sup> A. G. Smith,<sup>13</sup> N. V. Sosnin,<sup>13</sup> A. Stamatopoulos,<sup>33</sup> G. Tagliente,<sup>11</sup> J. L. Tain,<sup>23</sup> A. Tarifeño-Saldivia,<sup>17</sup> L. Tassan-Got,<sup>7</sup> S. Valenta,<sup>12</sup> G. Vannini,<sup>4,5</sup> V. Variale,<sup>11</sup> P. Vaz,<sup>25</sup> A. Ventura,<sup>4</sup> V. Vlachoudis,<sup>3</sup> R. Vlastou,<sup>33</sup> A. Wallner,<sup>46</sup> S. Warren,<sup>13</sup> C. Weiss,<sup>8</sup> T. Wright,<sup>13</sup> and P. Žugec<sup>14,3</sup>  
(n\_TOF Collaboration)

<sup>1</sup>*School of Physics and Astronomy, University of Edinburgh, Peter Guthrie Tait Road, EH9 3FD Edinburgh, United Kingdom*

<sup>2</sup>*European Commission, Joint Research Centre, Geel, Retieseweg 111, B-2440 Geel, Belgium*

<sup>3</sup>*European Organization for Nuclear Research (CERN), Switzerland*

<sup>4</sup>*Istituto Nazionale di Fisica Nucleare, Sezione di Bologna, Italy*

<sup>5</sup>*Dipartimento di Fisica e Astronomia, Università di Bologna, Italy*

<sup>6</sup>*University of Lodz, Poland*

<sup>7</sup>*Institut de Physique Nucléaire, CNRS-IN2P3, Université Paris-Sud, Université Paris-Saclay, F-91406 Orsay Cedex, France*

<sup>8</sup>*Technische Universität Wien, Austria*

<sup>9</sup>*CEA Irfu, Université Paris-Saclay, F-91191 Gif-sur-Yvette, France*

<sup>10</sup>*Centro de Investigaciones Energéticas Medioambientales y Tecnológicas (CIEMAT), Spain*

<sup>11</sup>*Istituto Nazionale di Fisica Nucleare, Sezione di Bari, Italy*

<sup>12</sup>*Charles University, Prague, Czech Republic*

<sup>13</sup>*University of Manchester, United Kingdom*

<sup>14</sup>*Department of Physics, Faculty of Science, University of Zagreb, Zagreb, Croatia*

<sup>15</sup>*University of York, United Kingdom*

<sup>16</sup>*University of Santiago de Compostela, Spain*

<sup>17</sup>*Universitat Politècnica de Catalunya, Spain*

<sup>18</sup>*Universidad de Sevilla, Spain*

<sup>19</sup>*INFN Laboratori Nazionali del Sud, Catania, Italy*

<sup>20</sup>*Istituto nazionale di Astrofisica - Osservatorio Astronomico d'Abruzzo, Italy*

<sup>21</sup>*Istituto Nazionale di Fisica Nucleare, Sezione di Perugia, Italy*

<sup>22</sup>*Dipartimento di Fisica, Università degli Studi di Bari, Italy*

<sup>23</sup>*Instituto de Física Corpuscular, CSIC-Universidad de Valencia, Spain*

<sup>24</sup>*Paul Scherrer Institut (PSI), Villigen, Switzerland*

<sup>25</sup>*Instituto Superior Técnico, Lisbon, Portugal*

<sup>26</sup>*Centro Nacional de Aceleradores (Universidad Sevilla, J. Andalucía, CSIC), Avda Tomas A Edison, 7, 41092 Sevilla, Spain*

<sup>27</sup>*Departamento de FAMN, Universidad Sevilla. Apartado 1065, 41012 Sevilla, Spain*

<sup>28</sup>*Joint Institute for Nuclear Research (JINR), Dubna, Russia*

<sup>29</sup>*Goethe University Frankfurt, Germany*

\*Corresponding author: claudia.leder-woods@ed.ac.uk

†Present address: Central Michigan University, Mt. Pleasant, Michigan 48859, US.

‡Present address: Extreme Light Infrastructure—Nuclear Physics, Horia Hulubei National Institute for R&D in Physics and Nuclear Engineering (IFIN-HH), 077125 Bucharest-Măgurele, Romania.

<sup>30</sup>Horia Hulubei National Institute of Physics and Nuclear Engineering, Romania<sup>31</sup>Japan Atomic Energy Agency (JAEA), Tokai-mura, Japan<sup>32</sup>Karlsruhe Institute of Technology, Campus North, IKP, 76021 Karlsruhe, Germany<sup>33</sup>National Technical University of Athens, Greece<sup>34</sup>Agenzia Nazionale per le Nuove Tecnologie (ENEA), Bologna, Italy<sup>35</sup>Physikalisch-Technische Bundesanstalt (PTB), Bundesallee 100, 38116 Braunschweig, Germany<sup>36</sup>Istituto Nazionale di Fisica Nucleare, Sezione di Legnaro, Italy<sup>37</sup>Consiglio Nazionale delle Ricerche, Bari, Italy<sup>38</sup>Istituto Nazionale di Fisica Nucleare, Sezione di Trieste, Italy<sup>39</sup>Dipartimento di Fisica e Astronomia, Università di Catania, Italy<sup>40</sup>University of Ioannina, Greece<sup>41</sup>University of Vienna, Faculty of Physics, Vienna, Austria<sup>42</sup>University of Granada, Spain<sup>43</sup>Department of Physics, University of Basel, Switzerland<sup>44</sup>Centre for Astrophysics Research, University of Hertfordshire, United Kingdom<sup>45</sup>Bhabha Atomic Research Centre (BARC), India<sup>46</sup>Australian National University, Canberra, Australia

(Received 6 July 2021; accepted 7 September 2021; published 22 September 2021)

Neutron destruction reactions of the cosmic  $\gamma$ -ray emitter  $^{26}\text{Al}$  are of importance to determine the amount of  $^{26}\text{Al}$  ejected into our galaxy by supernova explosions and for  $^{26}\text{Al}$  production in asymptotic giant branch stars. We performed a new measurement of the  $^{26}\text{Al}(n, \alpha)$  reaction up to 160-keV neutron energy at the neutron time-of-flight facilities n\_TOF at CERN and GELINA at EC-JRC. We provide strengths for ten resonances, six of them for the first time. We use our data to calculate astrophysical reactivities for stellar temperatures up to 0.7 GK. Our results resolve a discrepancy between the two previous direct measurements of this reaction, and indicate higher stellar destruction rates than the most recently recommended reactivity.

DOI: [10.1103/PhysRevC.104.L032803](https://doi.org/10.1103/PhysRevC.104.L032803)

Radioactive  $^{26}\text{Al}$  ( $T_{1/2} = 7 \times 10^5$  yr) was the first cosmic  $\gamma$ -ray emitter observed in our galaxy. Understanding the origins of  $^{26}\text{Al}$  gives crucial information on nucleosynthesis processes in stars, the chemical evolution of our galaxy, as well as the birth of our solar system. Galactic  $^{26}\text{Al}$  was observed for the first time by the High Energy Astronomy Observatory satellite mission [1] by detecting the characteristic 1.8-MeV  $\gamma$ -decay radiation. Later, more detailed satellite observations by COMPTEL, Inc., on board Compton Gamma Ray Observatory and SPI on board International Gamma-Ray Astrophysics Laboratory indicated that  $^{26}\text{Al}$  is mainly produced in massive stars [2,3]. Stellar models suggest  $^{26}\text{Al}$  is produced during three different phases of stellar evolution [4–6]: (i) H core burning in Wolf-Rayet stars ( $M > 30 M_{\odot}$ ) [7] where  $^{26}\text{Al}$  gets ejected into the interstellar medium by stellar winds, (ii) convective carbon shell burning, and (iii) explosive C/Ne burning in massive stars, ejecting  $^{26}\text{Al}$  during the subsequent core collapse supernova explosion. Final  $^{26}\text{Al}$  yields sensitively depend on nuclear reaction rates producing and destroying  $^{26}\text{Al}$ . Iliadis *et al.* [5] studied the effect of varying nuclear reaction rates on the final abundances of the  $^{26}\text{Al}$  produced in the different stellar environments. Stellar  $^{26}\text{Al}(n, \alpha)$  and  $^{26}\text{Al}(n, p)$  reaction rates between 1.1 and 2.3 GK (1 GK =  $10^9$  K) were identified among the most important uncertainties impacting on  $^{26}\text{Al}$  abundances in in hydrostatic and explosive carbon burning of massive stars.

$^{26}\text{Al}$  may also be produced in asymptotic giant branch (AGB) stars, which are candidates for polluting the early solar system with it [8]. Hence, accurate data on  $^{26}\text{Al}(n, \alpha)$  and  $^{26}\text{Al}(n, p)$  reaction rates around 0.3 GK are required to estimate their contribution to  $^{26}\text{Al}$  abundances in the early solar system.

Our Collaboration recently reported a new measurement of the  $^{26}\text{Al}(n, p)$  reaction cross section [9]. There is only limited experimental data available for the  $^{26}\text{Al}(n, \alpha)$  reaction and that data are in disagreement. A new measurement is, therefore, required. We measured the  $^{26}\text{Al}(n, \alpha)$  reaction at two neutron time-of-flight facilities, the n\_TOF facility at CERN and the Geel Linear Accelerator GELINA situated at the European Commission Joint Research Center (EC-JRC) in Geel, Belgium.

The  $^{26}\text{Al}(n, \alpha)$  reaction induced by low-energy neutrons produces  $^{23}\text{Na}$  either in its ground state, here denoted as  $^{26}\text{Al}(n, \alpha_0)$ , or in its first excited state at 0.44 MeV, here denoted as  $^{26}\text{Al}(n, \alpha_1)$ . The first direct measurement of the  $^{26}\text{Al}(n, \alpha_0)$   $^{23}\text{Na}$  reaction was conducted by Koehler *et al.* [10] at the Los Alamos Neutron Science Center (LAN-SC), covering neutron energies from thermal (0.0253 eV) to 10 keV. Koehler *et al.* [10] detected  $\alpha$  events using a set of silicon surface barrier detectors and reported one large resonance in the cross section at 5.6-keV laboratory neutron energy. Later, the  $^{26}\text{Al}(n, \alpha_0)$  and  $^{26}\text{Al}(n, \alpha_1)$  reactions were studied by De Smet *et al.* [11] with an ionization chamber at

TABLE I. Laboratory resonance energies  $E_R$ , resonance strengths  $\omega\gamma$ , and  $\alpha$ -branching ratios  $\alpha_0/(\alpha_0 + \alpha_1)$  of the  $^{26}\text{Al}(n, \alpha)$  reaction with uncertainties due to counting statistics. Uncertainties due to systematic effects are 8%. Our data are compared to results obtained by De Smet *et al.* [11] and Koehler *et al.* [10].

This Letter			De Smet <i>et al.</i> [11]			Koehler <i>et al.</i> [10]	
$E_R$ (keV)	$\omega\gamma$ (eV)	$\alpha_0/\alpha$	$E_R$ (keV)	$\omega\gamma$ (eV)	$\alpha_0/\alpha$	$E_R$ (keV)	$\omega\gamma(\alpha_0)$ (eV)
5.9(1)	4.25(23)	0.95(1)	5.87(2)	4.23(36)	0.87(3)	5.578	6.6(17)
21.9(2)	1.62(39)	0.96(4)	21.98(10)	1.83(27)	1.0		
31.4(4) <sup>a</sup>	1.62(61)						
35.7(4)	3.7(10) <sup>b</sup>	<0.15	34.95(20)	5.98(86)	0.0		
41.3(4)	19.1(33)	0.47(5)	41.30(20)	20.2(20)	0.55(5)		
59(3)	1.8(12)						
86(4) <sup>a</sup>	8.9(77)		85.2(8)				
$\approx 105$	38(11)		108.5(11)				
$\approx 120$	34(10)						
$\approx 140$	151(28)						

<sup>a</sup>Resonance energy from the  $(n, p)$  channel [9].

<sup>b</sup>Resonance strength determined from GELINA data normalized at 5.9 keV.

GELINA. In this paper resonances of  $^{26}\text{Al}+n$  were identified up to a neutron energy of 110 keV and resonance strengths were extracted up to 42-keV neutron energy. The lowest lying resonance reported at a neutron energy of 5.9 keV had a lower resonance strength than the value reported in Ref. [10] (see Table I). Accordingly, the astrophysical reaction rates using the data of De Smet *et al.* [11] are almost a factor 2 smaller than using the data of Koehler *et al.* [10] over the stellar temperature range from 0.01 to 0.08 GK. The most recent evaluated stellar reactivity by Oginni *et al.* [12] combines both experimental results and theoretical calculations. Recommended lower and upper limits are reported from 0.01 to 10 GK, and uncertainties are a factor of 1.4 to 2.4.

We studied neutron-induced reactions on  $^{26}\text{Al}$  in campaigns at n\_TOF and GELINA, using a dedicated silicon strip detection system. In both measurements, we used the same  $^{26}\text{Al}$  sample as De Smet *et al.* [11], which contains the largest concentration of  $^{26}\text{Al}$  in the world. This sample was produced at Los Alamos National Laboratory and EC-JRC Geel [13]. It has an active area of  $6 \times 5 \text{ cm}^2$  and contains  $2.58(12) \times 10^{17}$  atoms of  $^{26}\text{Al}$  on a  $7.5\text{-}\mu\text{m}$ -thick Ni foil [11,13]. There are small impurities of  $^{10}\text{B}$  and  $^{148}\text{Gd}$ , none of which cause interference with the signals expected from  $^{26}\text{Al}(n, \alpha)$  reactions.

n\_TOF is a spallation neutron source, producing a high instantaneous neutron flux by a highly energetic (20-GeV) proton beam provided by the CERN-PS impinging on a massive Pb spallation target. The experiment was performed at the EAR-2 high flux beam line at a flight path of about 20 m. As  $^{26}\text{Al}$  is radioactive and only available in small quantities, this provided the ideal compromise between maximizing neutron flux and maintaining good neutron energy resolution.

The detection setup at n\_TOF consisted of a thin single sided silicon strip detector (SSD), 20  $\mu\text{m}$  in thickness, followed by another SSD of 50- $\mu\text{m}$  thickness (see Fig. 1 in Ref. [9]). The silicon detectors were Micron-type W1 with an active area of  $50 \times 50 \text{ mm}^2$  and 16 strips [14]. This configuration was chosen to discriminate between  $\alpha$

particles and protons and minimize background induced by prompt  $\gamma$  rays and relativistic particles which are produced when the proton beam hits the spallation target (so-called  $\gamma$  flash).  $\alpha$  particles produced by  $^{26}\text{Al}(n, \alpha_0)$  and  $^{26}\text{Al}(n, \alpha_1)$  reactions have laboratory energies of approximately 2.5 and 2.1 MeV, respectively, and are stopped in the 20- $\mu\text{m}$   $\Delta E$  detectors. The  $\Delta E$ - $E$  configuration was used for the simultaneous  $^{26}\text{Al}(n, p)$  reaction measurement reported in a separate publication [9].

The  $^{26}\text{Al}(n, \alpha)$  reaction cross section was measured relative to the well-known  $^{10}\text{B}(n, \alpha)$  reaction, by replacing the  $^{26}\text{Al}$  sample by a  $^{10}\text{B}$  sample, produced at STFC Daresbury Laboratory, of a well-known thickness and the same active area. The areal density of this sample was determined with 5% accuracy by a proton-elastic backscattering spectrometry measurement at the Centro Nacional de Aceleradores (Spain). We calibrated the silicon strip detectors using a standard  $\alpha$ -calibration source containing  $^{148}\text{Gd}$ ,  $^{237}\text{Np}$ ,  $^{241}\text{Am}$ ,  $^{244}\text{Cm}$ , and the  $\alpha$ 's emitted in  $^{10}\text{B}(n, \alpha_0 + \alpha_1)$  reactions. Data were recorded using 14-bit flash ADCs, recording the entire signal pulse shape. The development of a dedicated pulse shape algorithm allowed us to analyze signals close to the  $\gamma$  flash. Hence, cross sections could be determined up to neutron energies of 160 keV. A spectrum of the counts as a function of neutron energy up to 160 keV is shown in Fig. 1.

At GELINA, a pulsed neutron beam is produced by a 140-MeV electron-beam impinging on a rotating U target [15,16]. The decelerating electrons produce bremsstrahlung which generate neutrons by photonuclear reactions on uranium. Similar to the n\_TOF setup, the  $\alpha$  particles from the  $^{26}\text{Al}+n$  reaction were detected with two thin 20- $\mu\text{m}$  SSDs placed adjacent to one another at a flight path of about 9 m. The geometry of the GELINA setup was designed to produce a better energy resolution, e.g., using a smaller solid angle and, hence, producing less variation in energy loss in the target. This resulted in well-separated peaks for  $\alpha_0$  and  $\alpha_1$  emissions (Fig. 2 shows the deposited energy spectrum

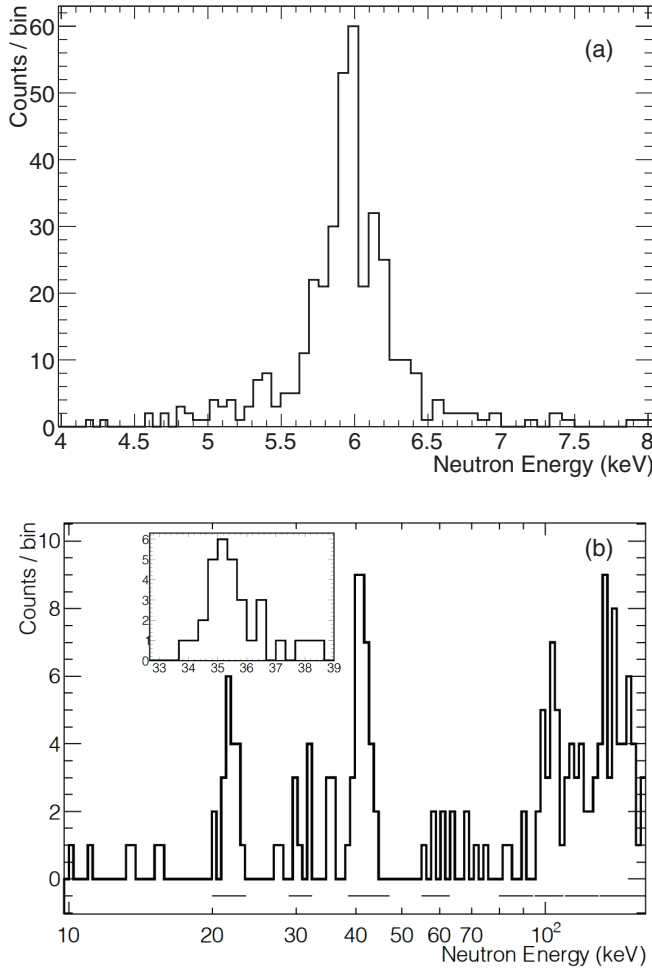


FIG. 1. (a) Count spectrum of the 5.9-keV resonance. (b) Count spectrum from 10 to 160 keV. Resonances listed in Table I are indicated by solid lines. The inset shows the count spectrum of the 35-keV resonance obtained at GELINA used for determining the resonance strength at 35 keV as the n\_TOF neutron flux has a large absorption dip at that energy (see the text for details).

for the resonance at 41.3 keV). Data obtained during this measurement were mainly used to accurately determine the branching for  $\alpha$  emission to the ground ( $\alpha_0$ ), and first excited ( $\alpha_1$ ) states in  $^{23}\text{Na}$ , respectively (there was no measurement of the absolute cross section with this setup).

Figure 1 shows the count spectrum as a function of neutron energy obtained at n\_TOF gated on  $^{26}\text{Al}(n, \alpha)$  events for: (a) the resonance at 5.9-keV neutron energy, and for (b) the neutron energy range from 10 to 160 keV. Resonances identified in the  $^{26}\text{Al}(n, \alpha)$  reaction are underlined with solid lines. The background was estimated from the regions between resonances. The data were converted into a reaction cross section using

$$\sigma = \frac{C_{\text{Al}}}{n_{\text{Al}}\Phi\epsilon}, \quad (1)$$

where  $C$  is the count rate,  $n$  is the areal density of the sample,  $\Phi$  is the neutron fluence rate, and  $\epsilon$  is the detection efficiency. The neutron fluence spectrum at n\_TOF EAR-2 has been

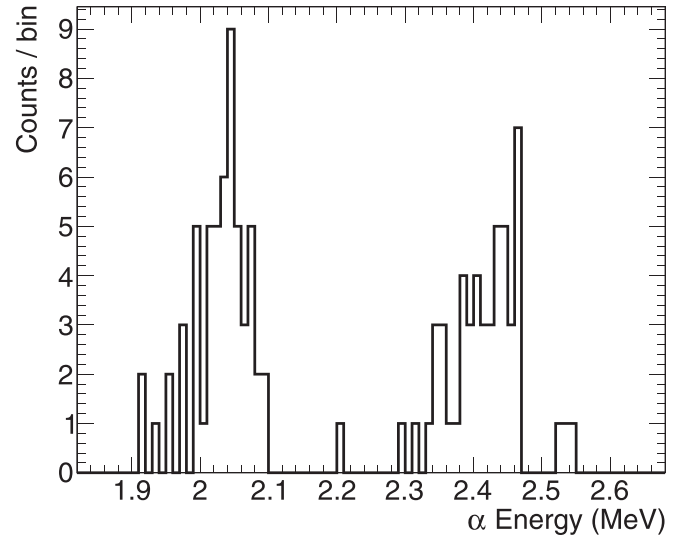


FIG. 2.  $\alpha$ -energy spectrum measured in the 20- $\mu\text{m}$ -thick SSD detectors for the  $^{26}\text{Al}(n, \alpha)$  resonance at 41.3-keV neutron energy recorded at the GELINA time-of-flight facility. The peaks around 2.4 and 2 MeV correspond to  $(n, \alpha_0)$  and  $(n, \alpha_1)$  events, respectively.

measured in a dedicated campaign [17]. We used the  $^{10}\text{B}(n, \alpha)$  reference reaction to verify the energy dependence of the neutron fluence. The detection efficiency was taken into account by normalizing the data to the  $^{10}\text{B}$  sample measurement between 1 and 100 eV, where the  $^{10}\text{B}(n, \alpha)$  cross section is known with an uncertainty of less than 1% [18].

Table I lists the resonance energies ( $E_R$ ) and strengths ( $\omega\gamma$ ) obtained in this Letter, determined as  $\omega\gamma = Ak^2/(2\pi^2)$  for  $^{26}\text{Al}(n, \alpha_0 + \alpha_1)$  reactions, where  $A$  is the area of the resonance, and  $k$  is the wave number. Above 100 keV, there are indications of resonances, however, the worsening neutron energy resolution precludes from providing precise resonance energies, hence, only approximate values are given in the table. Although there were no absolute cross-section measurements obtained at GELINA, resonance strengths (up to 50 keV) measured relative to the 5.9-keV resonance were checked to confirm consistency with the n\_TOF data within statistical uncertainties. For the resonance at 35 keV, the strength value in Table I was obtained by normalizing the GELINA data relative to the 5.9-keV resonance due to a strong neutron flux absorption dip around 35 keV resulting in poor statistics in the n\_TOF data.

Resonance strengths are compared to results of De Smet *et al.* [11] and Koehler *et al.* [10]. There is good agreement for all resonances within uncertainties with Ref. [11], whereas, in contrast, our strength at 5.9 keV is 1.6 times smaller than results of Ref. [10]. Uncertainties of the cross section due to systematic effects are 8% due to uncertainties of the number of  $^{26}\text{Al}$  nuclei in the sample (5%), the number of  $^{10}\text{B}$  nuclei in the reference sample (5%), the energy dependence of the neutron fluence rate (2.7%) [17], and the neutron fluence normalization between individual sample runs (3%). We have not assigned a systematic uncertainty to the background estimations as either corrections are very small (<2%), or



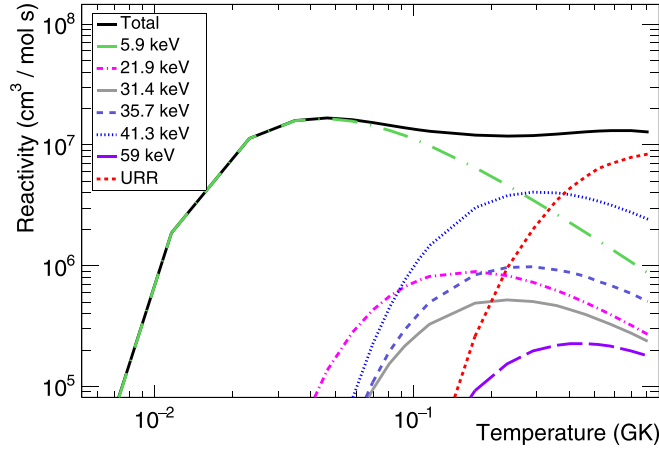


FIG. 3. Stellar reactivities obtained in this Letter, and the contributions of the individual resonances and the unresolved region (URR).

the uncertainty of the correction is dominated by counting statistics.

We also determined branching ratios between  $\alpha_0$  and  $\alpha_1$  emissions for four resonances (an example of a deposited energy spectrum for the resonance at 41.3-keV neutron energy is shown in Fig. 2). Results are displayed in Table I and compared to Ref. [11]. Our results agree within uncertainties at 21.9, 35.7 and 41.3 keV with Ref. [11], whereas there is a small difference at 5.9 keV.

We calculated stellar reactivities for a range of temperatures using the resonance strengths  $\omega\gamma$  determined up to 80 keV and averaged cross sections from 80- to 160-keV neutron energy. The total stellar reactivity was calculated as

$$\begin{aligned}
 \langle\sigma v\rangle = & \left(\frac{2k_B T}{\mu}\right)^{1/2} \sigma_{\text{th}} \left(\frac{25.3 \times 10^{-6}}{k_B T \text{ (keV)}}\right)^{1/2} \\
 & + \left(\frac{2\pi}{\mu k_B T}\right)^{3/2} \hbar^2 \sum_i \omega\gamma(i) \exp^{-E_R(i)/k_B T} \\
 & + \left(\frac{8}{\pi \mu}\right)^{1/2} \frac{1}{(k_B T)^{3/2}} \int_{80 \text{ keV}}^{160 \text{ keV}} \sigma(E) E \exp^{-E/k_B T} dE,
 \end{aligned} \quad (2)$$

where  $\mu$  is the reduced mass,  $k_B$  is the Boltzmann constant,  $T$  is the stellar temperature,  $\omega\gamma(i)$  and  $E_R(i)$  are the resonance strengths and energies, respectively, as determined in Table I, and  $\sigma_{\text{th}}$  is the cross section at thermal neutron energies (25.3 meV). The first term of the equation accounts for the contribution of the thermal cross section to the reactivity [19] assuming a  $1/v$  energy dependence of the reaction cross section at low neutron energy.  $\sigma_{\text{th}}$  was adopted from Ref. [20]. The second term refers to the contribution of resolved resonances below 80 keV to the reactivity, whereas the third term accounts for the unresolved contribution at high neutron energies from 80 to 160 keV.

Figure 3 shows the stellar reactivities  $N_A(\sigma v)$  in units of  $\text{cm}^3 \text{mol}^{-1} \text{s}^{-1}$  (where  $N_A$  is the Avogadro number) obtained in this Letter. The figure also shows the partial contributions

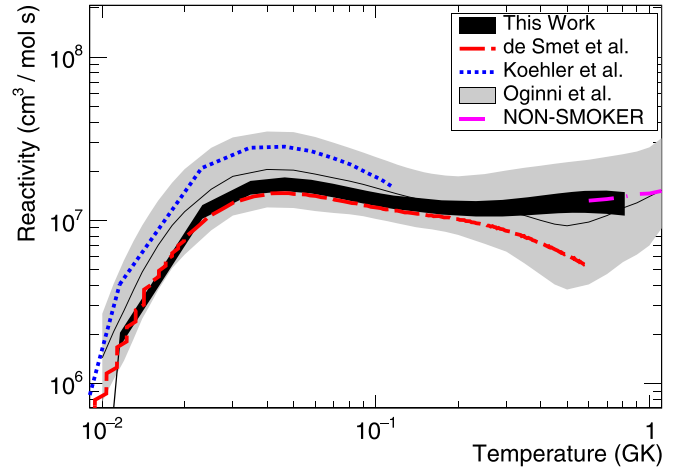


FIG. 4. Stellar reactivity compared to previous measurements and theoretical calculations. The results of this Letter are shown as a black band. These results are compared to experimental results by De Smet *et al.* [11,23] and Koehler *et al.* [10], and theoretical and evaluated reactivities (NON-SMOKER [21,22], Oginni *et al.* [12]). See the text for details.

of individual resonances and the unresolved region from 80 to 160 keV to the total reactivity. At low temperatures, the rate is determined by the first resonance at 5.9 keV, whereas the 41.3-keV resonance becomes more dominant between 0.2 and 0.4 GK. From 0.4 GK onwards, the unresolved cross-section region from 80 to 160 keV makes the most important contribution. Our reactivities are reliable up to about 0.6–0.7 GK stellar temperature, whereas representing a lower limit for higher stellar temperatures due to the missing contribution from the cross sections for neutron energies  $> 160$  keV. Figure 4 shows a comparison between our reactivities and previous experimental and theoretical results. Our reactivities agree well with De Smet *et al.* [11] up to about 0.1 GK, whereas being systematically higher at higher temperatures due to the contribution of higher-energy resonances to the stellar reactivity in our data (Ref. [11] reports resonance strengths only below 45 keV). Compared to Koehler *et al.* [10], our reactivities are systematically smaller in the energy region of overlap. Theoretical and evaluated data in the figure include reactivities from the Hauser Feshbach code NON-SMOKER [21,22], and reactivities recommended by Oginni *et al.* [12], which are obtained as a combination of theoretical calculations and experimental data. From about 0.2 GK, our reactivities exceed the median values of Oginni *et al.* [12], for example, by about a factor of 1.3 at 0.4 GK, relevant for AGB stars. The large width of the reactivity band by Oginni *et al.* [12] at low stellar temperature reflects the discrepancies in the two previous experimental datasets by Koehler *et al.* [10] and De Smet *et al.* [11].

It is evident in Fig. 4 that our new results allow to significantly reduce the uncertainty of  $^{26}\text{Al}(n, \alpha)$  reactivity below 0.7 GK and are consistent with previous results obtained by De Smet *et al.* [11]. This is also the first measurement providing cross-section data above 50-keV neutron energy which allows to extend the experimental information for

stellar reactivities to higher stellar temperatures. In particular, at temperatures relevant to  $^{26}\text{Al}$  synthesis in AGB stars (around 0.3–0.4 GK), our results allow to fully constrain the stellar reactivity. The astrophysical reactivities obtained are higher than results by De Smet *et al.* [11] and Oginni *et al.* [12], which would lead to a higher destruction of  $^{26}\text{Al}$ . Although our data do not cover the full energy range relevant for  $^{26}\text{Al}$  synthesis in massive stars (1.1–2.3 GK), we can provide a firm lower limit of the reactivity.

To summarize, we measured the key destruction reaction  $^{26}\text{Al}(n, \alpha)$ , which has a critical influence on the abundance of the cosmic  $\gamma$ -ray emitter  $^{26}\text{Al}$  produced in massive and AGB stars. Our results clearly favor one of the only two existing discrepant experimental data sets. We obtain for the first time cross sections above 50-keV neutron energy, providing reli-

able stellar reactivities for temperatures up to about 0.7 GK. Our results suggest a higher destruction of  $^{26}\text{Al}$  by  $(n, \alpha)$  reactions in AGB stars, compared to using the most recently evaluated reactivity [12].

We thank P. Black (University of Edinburgh) for support in design and construction of the detection system and P. Morrall (Daresbury Laboratory) for production of the B and LiF reference samples. This Letter was supported by the Austrian Science Fund (FWF), Project No. J3503, by JRC-IRMM through the EUFRAT Program, by the U.K. Science and Technologies Facilities Council (STFC), Projects No. ST/L005824/1 and No. ST/M006085/1, the European Research Council ERC-2015-STG Grant No. 677497, and the Cost Action “ChETEC” (Grant No. CA16117).

- 
- [1] W. Mahoney, J. C. Ling, A. S. Jacobson, and R. E. Lingenfelter, *Astrophys. J.* **262**, 742 (1982).
- [2] J. Knödseder, *Astrophys. J.* **510**, 915 (1999).
- [3] R. Diehl, H. Halloin, K. Kretschmer, G. G. Lichti, V. Schönfelder, A. W. Strong, A. Kienlin, W. Wang, P. Jean, J. Knödseder, J.-P. Roques, G. Weidenspointner, S. Schanne, D. H. Hartmann, C. Winkler, and C. Wunderer, *Nature (London)* **439**, 45 (2006).
- [4] M. Limongi and A. Chieffi, *Astrophys. J.* **647**, 483 (2006).
- [5] C. Iliadis, A. Champagne, A. Chieffi, and M. Limongi, *Astrophys. J., Suppl. Ser.* **193**, 16 (2011).
- [6] S. E. Woosley and A. Heger, *Rev. Mod. Phys.* **74**, 1015 (2002).
- [7] A. Palacios *et al.*, *Astron. Astrophys.* **429**, 613 (2005).
- [8] D. Vescovi *et al.*, *Astrophys. J.* **863**, 115 (2018).
- [9] C. Lederer-Woods *et al.* (n\_TOF Collaboration), *Phys. Rev. C* **104**, L022803 (2021).
- [10] P. E. Koehler, R. W. Kamagagh, R. B. Vogelaar, Y. M. Gledenov, and Y. P. Popov, *Phys. Rev. C* **56**, 1138 (1997).
- [11] L. De Smet, C. Wagemans, J. Wagemans, J. Heyse, and J. Van Gils, *Phys. Rev. C* **76**, 045804 (2007).
- [12] B. M. Oginni, C. Iliadis, and A. E. Champagne, *Phys. Rev. C* **83**, 025802 (2011).
- [13] C. Ingelbrecht, A. Moens, J. Wagemans, B. Denecke, T. Altitzoglou, and P. Johnston, *Nucl. Instrum. Methods Phys. Res., Sect. A* **480**, 114 (2002).
- [14] Micron Semiconductor, Ltd., <http://www.micronsemiconductor.co.uk>.
- [15] W. Mondelaers and P. Schillebeeckx, *Research Infrastructures* **II**, 19 (2006).
- [16] A. Bensussan and J. M. Salome, *Nucl. Instrum. Methods* **155**, 11 (1978).
- [17] M. Sabate-Gilarte *et al.* (n\_TOF Collaboration), *Eur. Phys. J. A* **53**, 210 (2017).
- [18] A. D. Carlson *et al.*, *Nucl. Data Sheets* **148**, 143 (2018).
- [19] R. L. Macklin and J. H. Gibbons, *Rev. Mod. Phys.* **37**, 166 (1965).
- [20] J. Wagemans, C. Wagemans, G. Goeminne, P. Geltenbort, and A. Moens, *Nucl. Phys. A* **696** 31 (2001).
- [21] T. Rauscher and F. K. Thielemann, *Atomic Data Nuclear Data Tables*, **75**, 1 (2000), <https://nucastro.org/nonsmoker.html>.
- [22] T. Rauscher and F.-K. Thielemann, *At. Data Nucl. Data Tables* **79**, 47 (2001).
- [23] Experimental Nuclear Reaction Data (EXFOR) Entry 22890.005, <http://www-nds.iaea.org/EXFOR/22890.005>