

Improving constraints on gluon spin-momentum correlations in transversely polarized protons via midrapidity open-heavy-flavor electrons in $p \uparrow + p$ collisions at $\sqrt{s}=200$ GeV

(PHENIX Collaboration) Abdulameer, N. J.; Acharya, U.; Aidala, C.; Akiba, Y.; Alfred, M.; Andrieux, V.; Apadula, N.; Asano, H.; Azmoun, B.; Babintsev, V.; ...

Source / Izvornik: **Physical Review D**, 2023, 107

Journal article, Published version

Rad u časopisu, Objavljena verzija rada (izdavačev PDF)

<https://doi.org/10.1103/PhysRevD.107.052012>

Permanent link / Trajna poveznica: <https://urn.nsk.hr/urn:nbn:hr:217:416550>

Rights / Prava: [Attribution 4.0 International](#)/[Imenovanje 4.0 međunarodna](#)

Download date / Datum preuzimanja: **2024-09-11**



Repository / Repozitorij:

[Repository of the Faculty of Science - University of Zagreb](#)



Improving constraints on gluon spin-momentum correlations in transversely polarized protons via midrapidity open-heavy-flavor electrons in $p^\uparrow + p$ collisions at $\sqrt{s} = 200$ GeV

N. J. Abdulameer,¹⁴ U. Acharya,¹⁹ C. Aidala,⁴⁰ Y. Akiba,^{54,55,*} M. Alfred,²¹ V. Andrieux,⁴⁰ N. Apadula,²⁶ H. Asano,^{32,54} B. Azmoun,⁷ V. Babintsev,²² N. S. Bandara,³⁸ K. N. Barish,⁸ S. Bathe,^{5,55} A. Bazilevsky,⁷ M. Beaumier,⁸ R. Belmont,^{11,47} A. Berdnikov,⁵⁷ Y. Berdnikov,⁵⁷ L. Bichon,⁶⁵ B. Blankenship,⁶⁵ D. S. Blau,^{31,44} J. S. Bok,⁴⁶ V. Borisov,⁵⁷ M. L. Brooks,³⁴ J. Bryslawski,^{5,8} V. Bumazhnov,²² S. Campbell,¹² V. Canoa Roman,⁶⁰ R. Cervantes,⁶⁰ M. Chiu,⁷ C. Y. Chi,¹² I. J. Choi,²³ J. B. Choi,^{28,†} Z. Citron,⁶⁶ M. Connors,^{19,55} R. Corliss,⁶⁰ Y. Corrales Morales,³⁴ N. Cronin,⁶⁰ M. Csanád,¹⁵ T. Csörgő,^{39,67} T. W. Danley,⁴⁸ M. S. Daugherty,¹ G. David,^{7,60} C. T. Dean,³⁴ K. DeBlasio,⁴⁵ K. Dehmelt,⁶⁰ A. Denisov,²² A. Deshpande,^{55,60} E. J. Desmond,⁷ A. Dion,⁶⁰ D. Dixit,⁶⁰ V. Doomra,⁶⁰ J. H. Do,⁶⁸ A. Drees,⁶⁰ K. A. Drees,⁶ J. M. Durham,³⁴ A. Durum,²² H. En'yo,⁵⁴ A. Enokizono,^{54,56} R. Esha,⁶⁰ S. Esumi,⁶⁴ B. Fadem,⁴² W. Fan,⁶⁰ N. Feege,⁶⁰ D. E. Fields,⁴⁵ M. Finger, Jr.,⁹ M. Finger,⁹ D. Firak,^{14,60} D. Fitzgerald,⁴⁰ S. L. Fokin,³¹ J. E. Frantz,⁴⁸ A. Franz,⁷ A. D. Frawley,¹⁸ Y. Fukuda,⁶⁴ P. Gallus,¹³ C. Gal,⁶⁰ P. Garg,^{3,60} H. Ge,⁶⁰ M. Giles,⁶⁰ F. Giordano,²³ Y. Goto,^{54,55} N. Grau,² S. V. Greene,⁶⁵ M. Grosse Perdekamp,²³ T. Gunji,¹⁰ H. Guragain,¹⁹ T. Hachiya,^{43,54,55} J. S. Haggerty,⁷ K. I. Hahn,¹⁶ H. Hamagaki,¹⁰ H. F. Hamilton,¹ J. Hanks,⁶⁰ S. Y. Han,^{16,30} M. Harvey,⁶² S. Hasegawa,²⁷ T. O. S. Haseler,¹⁹ T. K. Hemmick,⁶⁰ X. He,¹⁹ J. C. Hill,²⁶ K. Hill,¹¹ A. Hodges,^{19,23} R. S. Hollis,⁸ K. Homma,²⁰ B. Hong,³⁰ T. Hoshino,²⁰ N. Hotvedt,²⁶ J. Huang,⁷ K. Imai,²⁷ M. Inaba,⁶⁴ A. Iordanova,⁸ D. Isenhower,¹ D. Ivanishchev,⁵² B. V. Jacak,⁶⁰ M. Jezghani,¹⁹ X. Jiang,³⁴ Z. Ji,⁶⁰ B. M. Johnson,^{7,19} D. Jouan,⁵⁰ D. S. Jumper,²³ J. H. Kang,⁶⁸ D. Kapukchyan,⁸ S. Karthas,⁶⁰ D. Kawayall,³⁸ A. V. Kazantsev,³¹ V. Khachatryan,⁶⁰ A. Khanzadeev,⁵² A. Khatiwada,³⁴ C. Kim,^{8,30} E.-J. Kim,²⁸ M. Kim,⁵⁸ T. Kim,¹⁶ D. Kincses,¹⁵ A. Kingan,⁶⁰ E. Kistenev,⁷ J. Klatsky,¹⁸ P. Kline,⁶⁰ T. Koblesky,¹¹ D. Kotov,^{52,57} L. Kovacs,¹⁵ S. Kudo,⁶⁴ B. Kurygis,^{15,60} K. Kurita,⁵⁶ Y. Kwon,⁶⁸ J. G. Lajoie,²⁶ D. Larionova,⁵⁷ A. Lebedev,²⁶ S. Lee,⁶⁸ S. H. Lee,^{26,40,60} M. J. Leitch,³⁴ Y. H. Leung,⁶⁰ N. A. Lewis,⁴⁰ S. H. Lim,^{34,53,68} M. X. Liu,³⁴ X. Li,³⁴ V.-R. Loggins,²³ D. A. Loomis,⁴⁰ K. Lovasz,¹⁴ D. Lynch,⁷ S. Lökös,¹⁵ T. Majoros,¹⁴ Y. I. Makdisi,⁶ M. Makek,⁶⁹ V. I. Manko,³¹ E. Mannel,⁷ M. McCumber,³⁴ P. L. McGaughey,³⁴ D. McGlinchey,^{11,34} C. McKinney,²³ M. Mendoza,⁸ A. C. Mignerey,³⁷ A. Milov,⁶⁶ D. K. Mishra,⁴ J. T. Mitchell,⁷ M. Mitrnkova,⁵⁷ Iu. Mitrnkov,⁵⁷ G. Mitsuka,^{29,55} S. Miyasaka,^{54,63} S. Mizuno,^{54,64} A. K. Mohanty,⁴ M. M. Mondal,⁶⁰ P. Montuenga,²³ T. Moon,^{30,68} D. P. Morrison,⁷ A. Muhammad,⁴¹ B. Mulilo,^{30,54,70} T. Murakami,^{32,54} J. Murata,^{54,56} K. Nagai,⁶³ K. Nagashima,²⁰ T. Nagashima,⁵⁶ J. L. Nagle,¹¹ M. I. Nagy,¹⁵ I. Nakagawa,^{54,55} K. Nakano,^{54,63} C. Nattrass,⁶¹ S. Nelson,¹⁷ T. Niida,⁶⁴ R. Nouicer,^{7,55} N. Novitzky,^{60,64} T. Novák,^{39,67} G. Nukazuka,^{54,55} A. S. Nyanin,³¹ E. O'Brien,⁷ C. A. Ogilvie,²⁶ J. Oh,⁵³ J. D. Orjuela Koop,¹¹ M. Orosz,¹⁴ J. D. Osborn,^{7,40,49} A. Oskarsson,³⁵ G. J. Ottino,⁴⁵ K. Ozawa,^{29,64} V. Pantuev,²⁴ V. Papavassiliou,⁴⁶ J. S. Park,⁵⁸ S. Park,^{41,58,60} M. Patel,²⁶ S. F. Pate,⁴⁶ W. Peng,⁶⁵ D. V. Perepelitsa,^{7,11} G. D. N. Perera,⁴⁶ D. Yu. Peressounko,³¹ C. E. PerezLara,⁶⁰ J. Perry,²⁶ R. Petti,⁷ M. Phipps,^{7,23} C. Pinkenburg,⁷ R. P. Pisani,⁷ M. Potekhin,⁷ A. Pun,⁴⁸ M. L. Purschke,⁷ P. V. Radzevich,⁵⁷ N. Ramasubramanian,⁶⁰ K. F. Read,^{49,61} D. Reynolds,⁵⁹ V. Riabov,^{44,52} Y. Riabov,^{52,57} D. Richford,⁵ T. Rinn,^{23,26} S. D. Rolnick,⁸ M. Rosati,²⁶ Z. Rowan,⁵ J. Runchey,²⁶ A. S. Safonov,⁵⁷ T. Sakaguchi,⁷ H. Sako,²⁷ V. Samsonov,^{44,52} M. Sarsour,¹⁹ S. Sato,²⁷ B. Schaefer,⁶⁵ B. K. Schmoll,⁶¹ K. Sedgwick,⁸ R. Seidl,^{54,55} A. Sen,^{26,61} R. Seto,⁸ A. Sexton,³⁷ D. Sharma,⁶⁰ I. Shein,²² M. Shibata,⁴³ T.-A. Shibata,^{54,63} K. Shigaki,²⁰ M. Shimomura,^{26,43} T. Shioya,⁶⁴ Z. Shi,³⁴ P. Shukla,⁴ A. Sickles,²³ C. L. Silva,³⁴ D. Silvermyr,³⁵ B. K. Singh,³ C. P. Singh,³ V. Singh,³ M. Slunečka,⁹ K. L. Smith,¹⁸ M. Snowball,³⁴ R. A. Soltz,³³ W. E. Sondheim,³⁴ S. P. Sorensen,⁶¹ I. V. Sourikova,⁷ P. W. Stankus,⁴⁹ S. P. Stoll,⁷ T. Sugitate,²⁰ A. Sukhanov,⁷ T. Sumita,⁵⁴ J. Sun,⁶⁰ Z. Sun,¹⁴ J. Sziklai,⁶⁷ R. Takahama,⁴³ K. Tanida,^{27,55,58} M. J. Tannenbaum,⁷ S. Tarafdar,^{65,66} A. Taranenko,^{44,59} G. Tarnai,¹⁴ R. Tieulent,^{19,36} A. Timilsina,²⁶ T. Todoroki,^{54,55,64} M. Tomášek,¹³ C. L. Towell,¹ R. S. Towell,¹ I. Tserruya,⁶⁶ Y. Ueda,²⁰ B. Ujvari,¹⁴ H. W. van Hecke,³⁴ J. Velkovska,⁶⁵ M. Virius,¹³ V. Vrba,^{13,25} N. Vukman,⁶⁹ X. R. Wang,^{46,55} Z. Wang,⁵ Y. S. Watanabe,¹⁰ C. P. Wong,^{19,34} C. L. Woody,⁷ L. Xue,¹⁹ C. Xu,⁴⁶ Q. Xu,⁶⁵ S. Yalcin,⁶⁰ Y. L. Yamaguchi,⁶⁰ H. Yamamoto,⁶⁴ A. Yanovich,²² I. Yoon,⁵⁸ J. H. Yoo,³⁰ I. E. Yushmanov,³¹ H. Yu,^{46,51} W. A. Zajc,¹² A. Zelenski,⁶ and L. Zou⁸

(PHENIX Collaboration)

¹Abilene Christian University, Abilene, Texas 79699, USA²Department of Physics, Augustana University, Sioux Falls, South Dakota 57197, USA³Department of Physics, Banaras Hindu University, Varanasi 221005, India⁴Bhabha Atomic Research Centre, Bombay 400 085, India⁵Baruch College, City University of New York, New York, New York 10010, USA

- ⁶*Collider-Accelerator Department, Brookhaven National Laboratory, Upton, New York 11973-5000, USA*
- ⁷*Physics Department, Brookhaven National Laboratory, Upton, New York 11973-5000, USA*
- ⁸*University of California-Riverside, Riverside, California 92521, USA*
- ⁹*Charles University, Ovocný trh 5, Praha 1, 116 36, Prague, Czech Republic*
- ¹⁰*Center for Nuclear Study, Graduate School of Science, University of Tokyo, 7-3-1 Hongo, Bunkyo, Tokyo 113-0033, Japan*
- ¹¹*University of Colorado, Boulder, Colorado 80309, USA*
- ¹²*Columbia University, New York, New York 10027 and Nevis Laboratories, Irvington, New York 10533, USA*
- ¹³*Czech Technical University, Zikova 4, 166 36 Prague 6, Czech Republic*
- ¹⁴*Debrecen University, H-4010 Debrecen, Egyetem tér 1, Hungary*
- ¹⁵*ELTE, Eötvös Loránd University, H-1117 Budapest, Pázmány P. s. 1/A, Hungary*
- ¹⁶*Ewha Womans University, Seoul 120-750, Korea*
- ¹⁷*Florida A&M University, Tallahassee, Florida 32307, USA*
- ¹⁸*Florida State University, Tallahassee, Florida 32306, USA*
- ¹⁹*Georgia State University, Atlanta, Georgia 30303, USA*
- ²⁰*Physics Program and International Institute for Sustainability with Knotted Chiral Meta Matter (SKCM2), Hiroshima University, Higashi-Hiroshima, Hiroshima 739-8526, Japan*
- ²¹*Department of Physics and Astronomy, Howard University, Washington, DC 20059, USA*
- ²²*IHEP Protvino, State Research Center of Russian Federation, Institute for High Energy Physics, Protvino, 142281, Russia*
- ²³*University of Illinois at Urbana-Champaign, Urbana, Illinois 61801, USA*
- ²⁴*Institute for Nuclear Research of the Russian Academy of Sciences, prospekt 60-letiya Oktyabrya 7a, Moscow 117312, Russia*
- ²⁵*Institute of Physics, Academy of Sciences of the Czech Republic, Na Slovance 2, 182 21 Prague 8, Czech Republic*
- ²⁶*Iowa State University, Ames, Iowa 50011, USA*
- ²⁷*Advanced Science Research Center, Japan Atomic Energy Agency, 2-4 Shirakata Shirane, Tokai-mura, Naka-gun, Ibaraki-ken 319-1195, Japan*
- ²⁸*Jeonbuk National University, Jeonju, 54896, Korea*
- ²⁹*KEK, High Energy Accelerator Research Organization, Tsukuba, Ibaraki 305-0801, Japan*
- ³⁰*Korea University, Seoul 02841, Korea*
- ³¹*National Research Center "Kurchatov Institute," Moscow, 123098 Russia*
- ³²*Kyoto University, Kyoto 606-8502, Japan*
- ³³*Lawrence Livermore National Laboratory, Livermore, California 94550, USA*
- ³⁴*Los Alamos National Laboratory, Los Alamos, New Mexico 87545, USA*
- ³⁵*Department of Physics, Lund University, Box 118, SE-221 00 Lund, Sweden*
- ³⁶*IPNL, CNRS/IN2P3, Univ Lyon, Université Lyon 1, F-69622, Villeurbanne, France*
- ³⁷*University of Maryland, College Park, Maryland 20742, USA*
- ³⁸*Department of Physics, University of Massachusetts, Amherst, Massachusetts 01003-9337, USA*
- ³⁹*MATE, Laboratory of Femtoscopy, Károly Róbert Campus, H-3200 Gyöngyös, Mátraiút 36, Hungary*
- ⁴⁰*Department of Physics, University of Michigan, Ann Arbor, Michigan 48109-1040, USA*
- ⁴¹*Mississippi State University, Mississippi State, Mississippi 39762, USA*
- ⁴²*Muhlenberg College, Allentown, Pennsylvania 18104-5586, USA*
- ⁴³*Nara Women's University, Kita-uoya Nishi-machi Nara 630-8506, Japan*
- ⁴⁴*National Research Nuclear University, MEPhI, Moscow Engineering Physics Institute, Moscow 115409, Russia*
- ⁴⁵*University of New Mexico, Albuquerque, New Mexico 87131, USA*
- ⁴⁶*New Mexico State University, Las Cruces, New Mexico 88003, USA*
- ⁴⁷*Physics and Astronomy Department, University of North Carolina at Greensboro, Greensboro, North Carolina 27412, USA*
- ⁴⁸*Department of Physics and Astronomy, Ohio University, Athens, Ohio 45701, USA*
- ⁴⁹*Oak Ridge National Laboratory, Oak Ridge, Tennessee 37831, USA*
- ⁵⁰*IPN-Orsay, Univ. Paris-Sud, CNRS/IN2P3, Université Paris-Saclay, BPI, F-91406, Orsay, France*
- ⁵¹*Peking University, Beijing 100871, People's Republic of China*
- ⁵²*PNPI, Petersburg Nuclear Physics Institute, Gatchina, Leningrad region, 188300, Russia*
- ⁵³*Pusan National University, Pusan 46241, Korea*
- ⁵⁴*RIKEN Nishina Center for Accelerator-Based Science, Wako, Saitama 351-0198, Japan*
- ⁵⁵*RIKEN BNL Research Center, Brookhaven National Laboratory, Upton, New York 11973-5000, USA*
- ⁵⁶*Physics Department, Rikkyo University, 3-34-1 Nishi-Ikebukuro, Toshima, Tokyo 171-8501, Japan*

⁵⁷*Saint Petersburg State Polytechnic University, St. Petersburg 195251 Russia*⁵⁸*Department of Physics and Astronomy, Seoul National University, Seoul 151-742, Korea*⁵⁹*Chemistry Department, Stony Brook University, SUNY, Stony Brook, New York 11794-3400, USA*⁶⁰*Department of Physics and Astronomy, Stony Brook University,
SUNY, Stony Brook, New York 11794-3800, USA*⁶¹*University of Tennessee, Knoxville, Tennessee 37996, USA*⁶²*Texas Southern University, Houston, Texas 77004, USA*⁶³*Department of Physics, Tokyo Institute of Technology, Oh-okayama, Meguro, Tokyo 152-8551, Japan*⁶⁴*Tomonaga Center for the History of the Universe, University of Tsukuba, Tsukuba, Ibaraki 305, Japan*⁶⁵*Vanderbilt University, Nashville, Tennessee 37235, USA*⁶⁶*Weizmann Institute, Rehovot 76100, Israel*⁶⁷*Institute for Particle and Nuclear Physics, Wigner Research Centre for Physics,
Hungarian Academy of Sciences (Wigner RCP, RMKI) H-1525 Budapest 114,
PO Box 49, Budapest, Hungary*⁶⁸*Yonsei University, IPAP, Seoul 120-749, Korea*⁶⁹*Department of Physics, Faculty of Science, University of Zagreb,
Bijenička c. 32 HR-10002 Zagreb, Croatia*⁷⁰*Department of Physics, School of Natural Sciences, University of Zambia,
Great East Road Campus, Box 32379, Lusaka, Zambia*

(Received 28 April 2022; revised 10 September 2022; accepted 6 March 2023; published 29 March 2023)

Polarized proton-proton collisions provide leading-order access to gluons, presenting an opportunity to constrain gluon spin-momentum correlations within transversely polarized protons and enhance our understanding of the three-dimensional structure of the proton. Midrapidity open-heavy-flavor production at $\sqrt{s} = 200$ GeV is dominated by gluon-gluon fusion, providing heightened sensitivity to gluon dynamics relative to other production channels. Transverse single-spin asymmetries of positrons and electrons from heavy-flavor hadron decays are measured at midrapidity using the PHENIX detector at the Relativistic Heavy Ion Collider. These charge-separated measurements are sensitive to gluon correlators that can in principle be related to gluon orbital angular momentum via model calculations. Explicit constraints on gluon correlators are extracted for two separate models, one of which had not been constrained previously.

DOI: [10.1103/PhysRevD.107.052012](https://doi.org/10.1103/PhysRevD.107.052012)

I. INTRODUCTION

Polarized proton-proton collisions provide a unique opportunity to improve our understanding of gluon contributions to the spin structure of the proton because they are accessible at leading order, which is not true for lepton-hadron scattering. The complex spin structure of the proton leads to emergent properties such as spin-momentum and spin-spin correlations analogous to the fine and hyperfine structure of atoms. These correlations in protons are experimentally accessible through observables known as transverse single-spin asymmetries (TSSAs). TSSAs quantify azimuthal modulations of particle production in collisions of transversely polarized nucleons with unpolarized

particles, and have been measured to reach magnitudes up to 40% in hadron-hadron collisions [1–4]. Perturbative quantum chromodynamics calculations had predicted TSSAs of <1% from purely perturbative contributions [5]; recent calculations suggest small additional perturbative contributions [6].

Two complementary theoretical frameworks exist for describing large TSSAs in which contributions arise from *nonperturbative* elements of the factorized cross section—transverse-momentum-dependent (TMD) factorization [7–9], and twist-3 factorization [10,11] (see Ref. [12] for a recent review). The two frameworks are related, and phenomenological arguments indicate TSSAs in various reactions share a common origin in multiparton correlations [13]. The TMD framework has explicit dependence on transverse momentum k_T of partons within hadrons in addition to the longitudinal momentum fraction x . In this approach, standard collinear parton distribution functions (PDFs) and fragmentation functions (FFs) are replaced with TMD functions. The twist-3 approach considers power-suppressed terms with respect to the hard-scattering energy scale Q in the factorization expansion. Constraining TMD functions experimentally requires access to both a hard scale Q and soft scale

*akiba@rcf.rhic.bnl.gov

†Deceased.

‡PHENIX Spokesperson.

Published by the American Physical Society under the terms of the [Creative Commons Attribution 4.0 International license](https://creativecommons.org/licenses/by/4.0/). Further distribution of this work must maintain attribution to the author(s) and the published article's title, journal citation, and DOI. Funded by SCOAP³.

k_T sensitive to partonic transverse momentum in the proton or the process of hadronization, with $Q \gg k_T$, while the higher-twist formalism only requires access to a hard scale that is represented by the transverse momentum of the produced particle (p_T). Twist-3 correlation functions can be written in terms of k_T moments of corresponding TMDs [14]. Both frameworks have demonstrated success in modeling TSSAs in complementary regions of p_T [14–16], and are relevant for constraining orbital angular momentum of quarks and gluons in protons [17–19]. At twist-3, quantum interference between standard $2 \rightarrow 2$ QCD processes and some processes involving an extra gluon must be considered, introducing additional terms to cross section calculations depending on the number of colliding or produced hadrons. These terms encode quantum interference in twist-3 correlation functions convoluted with standard collinear PDFs and FFs. TSSAs are defined in Eq. (6), leading to the following proportionality at twist-3 [20,21]:

$$\begin{aligned}
A_N \propto & \sum_{a,b,c} \phi_{a/A}^{(3)}(x_1, x_2, \vec{s}_\perp) \otimes \phi_{b/B}(x') \otimes \hat{\sigma} \otimes D_{c \rightarrow C}(z) \\
& + \sum_{a,b,c} \delta q_{a/A}(x, \vec{s}_\perp) \otimes \phi_{b/B}^{(3)}(x'_1, x'_2) \otimes \hat{\sigma}' \otimes D_{c \rightarrow C}(z) \\
& + \sum_{a,b,c} \delta q_{a/A}(x, \vec{s}_\perp) \otimes \phi_{b/B}(x') \otimes \hat{\sigma}'' \otimes D_{c \rightarrow C}^{(3)}(z_1, z_2).
\end{aligned} \tag{1}$$

Each term with a superscript (3) corresponds to a twist-3 correlation function; the rest are at leading twist (twist-2), where \otimes represents a convolution in longitudinal momentum fractions (x) of partons in parent protons and collinear momentum fractions (z) of produced hadrons with respect to their originating partons [21]. The primed variables originate from the unpolarized proton in the initial state, and the numbered variables appear in twist-3 correlators, where multiparton correlations must be considered. The ϕ and D denote PDFs and FFs, respectively, where the lowercase subscripts represent the parton type, and the uppercase subscripts represent the parent hadron. The term $\delta q_{x/A}(x, \vec{s}_\perp)$ is the transversity distribution, a spin-spin correlation of transversely polarized quarks in transversely polarized hadrons [22]. Twist-3 correlators have more intuitive physical meaning through their relation to corresponding TMDs [7–9,14].

In $p + p$ collisions at $\sqrt{s} = 200$ GeV, open-heavy-flavor (OHF) production at midrapidity is dominated by gluon-gluon fusion, receiving only a small contribution from quark-antiquark annihilation [23]. In gluon-gluon fusion events, only the first term in Eq. (1) is relevant (as the gluon does not have a transversity distribution in spin 1/2 nucleons), providing sensitivity to the trigluon correlation functions in polarized protons. The relevant twist-3 correlators for quark-antiquark annihilation and gluon-gluon fusion are the Efremov-Teryaev-Qiu-Sterman (qqq) correlator [10,24], and

the trigluon (ggg) correlators [25–29], respectively. Note that the trigluon correlators were introduced in Ref. [25], and were subsequently clarified to be two independent functions [26–29]. The qqq correlator has been experimentally constrained from global fits, discussed in Ref. [13], while the ggg correlators have received less attention, with few measurements capable of providing indirect constraints [30–35] or direct constraints [36,37].

The TSSA for open-charm production in $p^\uparrow + p$ collisions at $\sqrt{s} = 200$ GeV was calculated in Refs. [38,39] within the twist-3 framework. The trigluon correlation functions are defined in Ref. [38] as $T_G^{(f)}(x, x)$ (antisymmetric) and $T_G^{(d)}(x, x)$ (symmetric), where the (f) and (d) superscripts represent three gluon-field color indices contracting with antisymmetric or symmetric structure tensors. Lack of direct information on the trigluon correlators has led to simple phenomenological models with normalization parameters to the unpolarized gluon PDF. In Ref. [38] (following from Ref. [20]) parameters λ_f and λ_d are introduced:

$$T_G^{(f)}(x, x) = \lambda_f G(x), \quad T_G^{(d)}(x, x) = \lambda_d G(x). \tag{2}$$

The trigluon correlation functions in Ref. [39] are instead defined as $N(x_1, x_2)$ (antisymmetric), and $O(x_1, x_2)$ (symmetric), with four independent contributions to TSSAs, $\{N(x, x), N(x, 0), O(x, x), O(x, 0)\}$. As shown in Ref. [39], at $\sqrt{s} = 200$ GeV the asymmetries depend on effective trigluon correlators $N(x, x) - N(x, 0)$ and $O(x, x) + O(x, 0)$, which are directly related to $T_G^{(f)}$ and $T_G^{(d)}$ in Ref. [28]. Reference [39] introduces parameters K_G and K'_G with the assumptions:

$$O(x, x) = O(x, 0) = N(x, x) = -N(x, 0), \tag{3}$$

$$[\text{Model 1}] \quad O(x, x) = K_G x G(x), \tag{4}$$

$$[\text{Model 2}] \quad O(x, x) = K'_G \sqrt{x} G(x). \tag{5}$$

Note that the assumptions on the trigluon correlators in Eqs. (2), (4), and (5) (e.g., the functional dependence on x and the proportionality to the unpolarized gluon PDF) are oversimplified. For this reason, it is advantageous to compare to different models with various x dependencies. The results presented in this paper place direct constraints on λ_f , λ_d , K_G , and K'_G .

Open-charm production at the Relativistic Heavy Ion Collider (RHIC) has also been investigated with the TMD factorization approach as a means of constraining the gluon Sivers PDF (see Refs. [40–42]). The measurements presented here will be useful in providing constraints to the gluon Sivers TMD PDF through constraining the twist-3 trigluon correlators, which are related to k_T moments of the gluon Sivers PDF [14].

II. DATA ANALYSIS

The asymmetry measurements presented here utilize data recorded in 2015 by the PHENIX experiment at RHIC with collisions of transversely polarized protons on transversely polarized protons at $\sqrt{s} = 200$ GeV, and approximately 23 pb^{-1} of integrated luminosity. The polarization of each beam at RHIC in 2015 is measured to be 0.58 ± 0.02 for the clockwise beam and 0.60 ± 0.02 for the counterclockwise beam, with transverse polarization direction aligned vertically to the accelerator plane [43]. The polarization direction is varied from bunch to bunch (1) to reduce systematics related to detector coverage and performance, and (2) to allow for the polarization of a single beam to be considered at a time by averaging over the polarization directions of the opposing beam. This yields two independent datasets from which the transverse single-spin asymmetries are extracted, validated for consistency, and averaged to obtain the final result.

The PHENIX detector is described in detail in Ref. [44]. Detector subsystems used for midrapidity charged-particle detection comprise two central-arm spectrometers oriented to the left and right of the beam axis, each with acceptance $|\eta| < 0.35$ and $\Delta\phi = 0.5\pi$, and a silicon vertex detector (VTX) [45,46] with acceptance of $|\eta| < 1$ and $\Delta\phi \approx 0.8\pi$ per arm. The central arms contain drift and pad chambers for tracking [47], electromagnetic calorimeters (EMCal) to measure energy deposition of charged particles and photons [48], and a ring-imaging Čerenkov (RICH) detector for particle identification with e/π separation up to $5 \text{ GeV}/c$ [49].

Curating the electron candidate sample follows the same procedure as in Ref. [50]. The electron candidate sample is composed of tracks reconstructed from hits in the drift and pad chambers of the central arm spectrometers coincident with hits in the silicon vertex detector. Tracks within $1.0 < p_T \text{ (GeV}/c) < 5.0$ that fire at least one photomultiplier tube in the RICH detector, and that have a maximum displacement of 5 cm between the track projection and center of the ring of Čerenkov light as measured by the photomultiplier tubes in the RICH are considered. In order to increase the electron purity, track energy E deposited in the EMCal and track momentum p should have a ratio near unity, as electrons deposit most of their energy in the EMCal while charged hadrons do not. The E/p distribution for electron candidates in Run-15 was fit with an exponential + Gaussian, where the mean $\mu_{E/p}$ and width $\sigma_{E/p}$ of the Gaussian portion were extracted and used to impose the following condition $|(E/p - \mu_{E/p})/\sigma_{E/p}| < 2$. Spatial displacements Δz and $\Delta\phi$ of track projections and corresponding electromagnetic showers in the EMCal are required to be separated by no more than three standard deviations of the corresponding Δz and $\Delta\phi$ distributions, and the probability that an EMCal cluster originates from an electromagnetic shower (as calculated by the shower

shape) is required to be above 0.01. Tracks reconstructed in the central arms are projected to the VTX detector and fit to coincidental VTX hits via the iterative algorithm described in Ref. [51]—the fit is required to satisfy $\chi^2/ndf < 3$. A hit is required in both of the inner two layers of the VTX to veto conversion electrons created by photons interacting with detector material, and an additional hit is required in either of the outer layers of the VTX. The narrow opening angle between e^+e^- from photonic conversions is exploited to further reduce the background from conversions in the beam pipe or inner two layers of the VTX; more details for this and the VTX detector can be found in Ref. [50]. An additional requirement was placed on the number of live trigger counts per bunch crossing because the asymmetry analysis is performed bunch by bunch.

TSSAs can be calculated as amplitudes of sinusoidal modulations of azimuthal particle production:

$$A_N(\phi) = \frac{\sigma^\uparrow(\phi) - \sigma^\downarrow(\phi)}{\sigma^\uparrow(\phi) + \sigma^\downarrow(\phi)} = A_N \cos \phi, \quad (6)$$

where $\sigma^{\uparrow,\downarrow}(\phi)$ s correspond to transversely polarized cross sections for different spin orientations. Due to the nature of the azimuthal angular acceptance of the PHENIX spectrometer arms, the measurements of midrapidity TSSAs are integrated in ϕ for one arm at a time. This necessitates division by an azimuthal correction factor $\langle |\cos \phi| \rangle$. Equation (6) must also be corrected for the polarization P . All of these corrections are applied as seen in the “relative luminosity formula,” a well-established PHENIX method used in Refs. [34,36,37,52,53] to extract TSSAs:

$$A_N = \frac{1}{P \langle |\cos \phi| \rangle} \frac{N^\uparrow - \mathcal{R}N^\downarrow}{N^\uparrow + \mathcal{R}N^\downarrow}. \quad (7)$$

In Eq. (7), $N^{\uparrow,\downarrow}$ are the spin-dependent yields for collisions with \uparrow, \downarrow polarized bunch crossings, respectively, and $\mathcal{R} = \mathcal{L}^\uparrow/\mathcal{L}^\downarrow$ is the relative luminosity, defined as the ratio of luminosities for collisions with oppositely oriented bunch crossing polarization. The azimuthal correction factor $\langle |\cos \phi| \rangle$ is calculated in each transverse momentum (p_T) bin for the electron candidate sample to account for detector efficiency effects. To serve as a cross-check to Eq. (7), the asymmetries are also calculated with the “square root formula,” as shown in Eq. (8). The difference in asymmetries calculated with the separate methods is taken as a systematic uncertainty $\sigma_{\text{diff}}^{\text{sys}}$:

$$A_N = \frac{1}{P \langle |\cos \phi| \rangle} \frac{\sqrt{N_L^\uparrow N_R^\downarrow} - \sqrt{N_L^\downarrow N_R^\uparrow}}{\sqrt{N_L^\uparrow N_R^\downarrow} + \sqrt{N_L^\downarrow N_R^\uparrow}}. \quad (8)$$

The L, R subscripts represent the left and right spectrometer arm with respect to the polarized proton-going direction.

The square root formula cannot be used independently on each spectrometer arm, leading to only two independent datasets for cross validation and averaging corresponding to the two beams, rather than four independent datasets as is the case for the relative luminosity formula, corresponding to the two beams and two spectrometer arms. As an additional cross check, A_N was calculated as shown in Eq. (6), via sinusoidal fits, with three ϕ bins per spectrometer arm, yielding consistent results with that of Eqs. (7) and (8).

Once A_N is calculated for the electron candidate sample, background corrections allow for extraction of the asymmetry for OHF decay electrons. The relevant background sources are electrons from other parent particles (π^0, η , direct photons $\gamma, J/\psi, K_S^0, K^\pm$) and charged hadrons misidentified as electrons (primarily π^\pm). To calculate the background-corrected asymmetry, the fraction of each background source present in the data sample needs to be calculated and the background asymmetries need to be measured. Equation (9) shows the formula for extracting the $\text{OHF} \rightarrow e$ asymmetry from the electron-candidate-sample asymmetry,

$$A_N^{\text{OHF} \rightarrow e} = \frac{A_N - f_{h^\pm} A_N^{h^\pm} - f_{J/\psi} A_N^{J/\psi}}{1 - f_{h^\pm} - f_{J/\psi} - f_{\pi^0} - f_\eta - f_\gamma}, \quad (9)$$

where f_i represent the background fractions, A_N is the asymmetry calculated on the electron candidate sample, and A_N^i are the background asymmetries. The procedure to calculate the background fractions and a more detailed description of background sources can be found in Ref. [50]. This procedure is repeated in this analysis with the relevant p_T bins, and uncertainties on calculated background fractions are propagated through Eq. (9) to obtain systematic uncertainties $\sigma_{f_i}^{\text{sys}}$. Figure 1 shows the resulting background fractions for electrons and positrons combined. The Ke3 background source, which consists of Dalitz decays of K^\pm and K_S^0 , is heavily suppressed over the measured p_T range. The transverse single-spin asymmetries for K^\pm or K_S^0 have not been measured in $\sqrt{s} = 200$ GeV $p^\uparrow + p$ collisions. However, given that the Ke3 background fraction is on the order of 10^{-3} , and is the smallest contributor, it is safely neglected in the background correction procedure. The relevant background fractions are calculated separately for positrons and electrons as shown in Table I, with resulting background fractions shown in Figs. 2 and 3.

TSSAs for each background source have been measured at PHENIX at midrapidity in $p^\uparrow + p$ collisions at $\sqrt{s} = 200$ GeV. The asymmetries for photonic background sources π^0, η , and γ were all measured by PHENIX to be consistent with zero using the same dataset as this measurement [34,37]. They are therefore set to zero in Eq. (9), with a systematic uncertainty $\sigma_{A_N^i}^{\text{sys}}$ assigned for

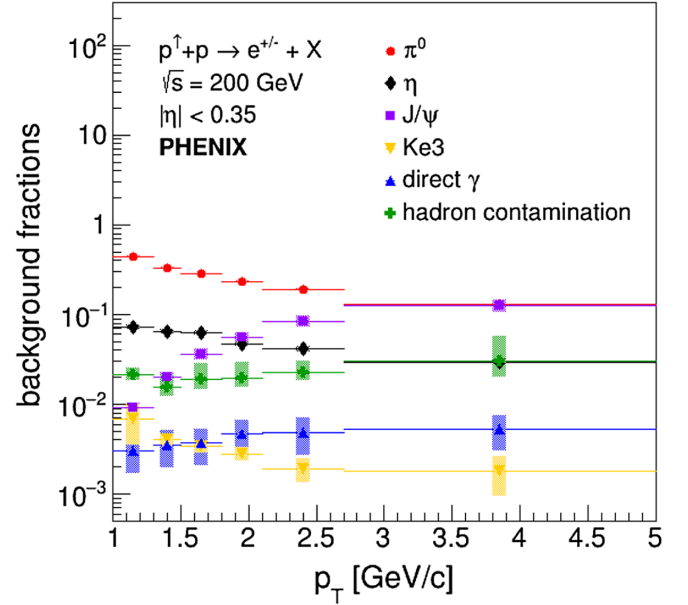


FIG. 1. Fraction of measured electron candidates attributed to each background source (f_i), charge combined (+/-).

setting $A_N^{\pi^0} = 0$ and $A_N^\eta = 0$ based on propagating uncertainties from the measurements, while the uncertainty associated with setting the direct photon TSSA $A_N^\gamma = 0$ is negligible because f_γ is on the order of 10^{-3} (see Table I). The TSSAs for J/ψ [52] and charged hadrons [53] were measured with previous PHENIX datasets. The TSSA for J/ψ has a large statistical uncertainty [52], and contributes significantly to the statistical uncertainty of this measurement, especially at high p_T . This is due to the azimuthal angle of the decay lepton becoming more strongly correlated with the azimuthal angle of the J/ψ at higher p_T . Additionally, the statistical precision of $A_N(p^\uparrow + p \rightarrow J/\psi + X)$ could not be improved upon in the Run-15 data given the high degree of photonic electron background. The TSSA for midrapidity J/ψ production measured in Ref. [52] was recalculated as a function of decay lepton p_T using PYTHIA [54] decay simulations for the $J/\psi \rightarrow e^+e^-$ channel to apply Eq. (9).

Due to the large contribution of statistical uncertainty coming from propagating the previously measured $A_N(p^\uparrow + p \rightarrow J/\psi + X)$ from Ref. [52] through the background correction formula [Eq. (9)], we report nonphotonic electron and positron asymmetries in addition to the open-heavy-flavor-decay electron and positron asymmetries. This allows the statistical precision of the open-heavy-flavor result to be improved upon given a more statistically precise measurement of $A_N(p^\uparrow + p \rightarrow J/\psi + X)$. Figures 4 and 5 do not show the nonphotonic electron asymmetries because they are not the focus of this paper. However, these asymmetries are shown and discussed below. The formula for extracting the nonphotonic electron (NPe) asymmetry from the electron candidate sample asymmetry is

TABLE I. Fractions of background f_i present in each p_T bin for the open-heavy-flavor positrons and electrons, used as inputs to the background correction procedure, and shown in Figs. 2 and 3, respectively.

e^\pm	p_T range (GeV/c)	$\langle p_T \rangle$ (GeV/c)	$f_{\pi^0 \rightarrow e^\pm}$	$f_{\eta \rightarrow e^\pm}$	$f_{\gamma \rightarrow e^\pm}$	$f_{J/\psi \rightarrow e^\pm}$	f_{h^\pm}
e^+	1.0–1.3	1.161	0.458	0.0738	0.00274	0.00916	0.0140
	1.3–1.5	1.398	0.318	0.0592	0.00336	0.0195	0.00924
	1.5–1.8	1.639	0.264	0.0582	0.00339	0.0344	0.0120
	1.8–2.1	1.936	0.215	0.0458	0.00399	0.0520	0.0134
	2.1–2.7	2.349	0.173	0.0394	0.00481	0.0823	0.0179
	2.7–5.0	3.290	0.111	0.0297	0.00480	0.122	0.0300
e^-	1.0–1.3	1.161	0.439	0.0704	0.00335	0.00900	0.0261
	1.3–1.5	1.398	0.347	0.0692	0.00364	0.0206	0.0198
	1.5–1.8	1.639	0.299	0.0665	0.00394	0.0375	0.0230
	1.8–2.1	1.936	0.252	0.0478	0.00535	0.0577	0.0205
	2.1–2.7	2.349	0.208	0.0429	0.00490	0.0872	0.0245
	2.7–5.0	3.290	0.143	0.0296	0.00572	0.127	0.0279

$$A_N^{\text{NPe}} = \frac{A_N - f_{h^\pm} A_N^{h^\pm}}{1 - f_{h^\pm} - f_{\pi^0} - f_{\eta} - f_{\gamma}}. \quad (10)$$

Note that Eq. (10) only differs from Eq. (9) by the omission of the terms including J/ψ background fractions and asymmetries.

The TSSAs for midrapidity open charm production (A_N^D) predicted in Refs. [38,39] were also recalculated as a function of decay lepton p_T for all possible semileptonic decay channels, with decay kinematics simulated in PYTHIA [54] to obtain correlations between p_T and ϕ of the decay lepton and D meson. The ϕ^e distribution was then weighted in accordance with $w(\phi^e) = 1 + A_N^D(p_T^D) \cos \phi^D$ in each p_T bin and then fit with $f(\phi) = N_0(1 + A_N^e \cos \phi)$ to

extract the decay lepton asymmetry. D^0 and \bar{D}^0 production was considered for comparisons to results from Refs. [38,39], while D^+ and D^- production was additionally considered when comparing to results of Ref. [39]. OHF production is dominated by open charm at the relevant kinematics, for which D^0 , \bar{D}^0 , D^+ , and D^- cover a significant fraction. The effect of including D^+ and D^- in comparing to Ref. [39] makes very little difference as supported by our simulations, implying that comparing to D^0 and \bar{D}^0 for Ref. [38] is sufficient. A scan over (λ_f, λ_d) parameter space and independent scans over K_G and K'_G were performed to generate a set of theory curves for comparison, allowing for best-fit parameters and confidence intervals to be determined from data.

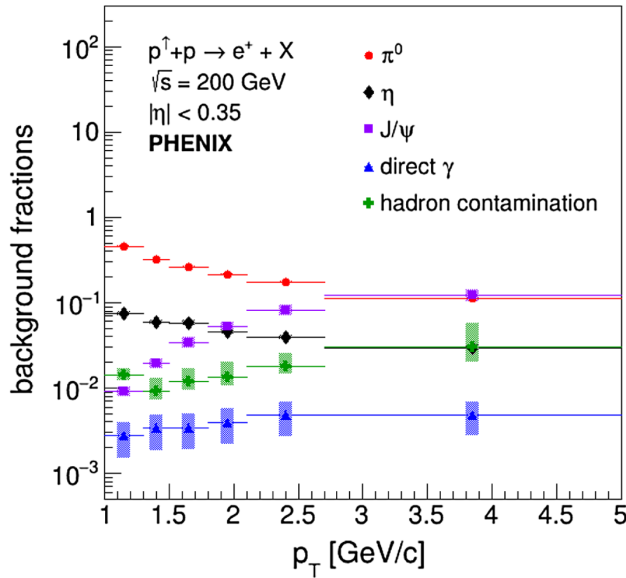


FIG. 2. Fractions of measured positron candidates attributed to each background source (f_i); results are shown in Table I and used as inputs to the background correction procedure, charge (+).

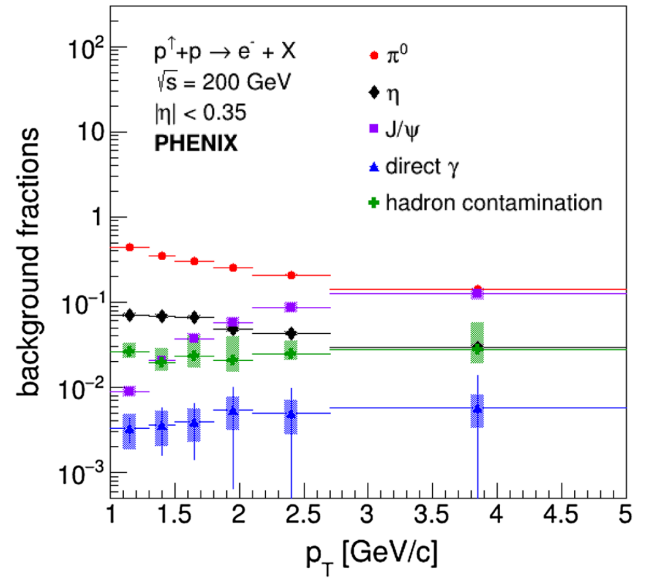


FIG. 3. Fractions of measured electron candidates attributed to each background source (f_i); results are shown in Table I and used as inputs to the background correction procedure, charge (-).

TABLE II. Summary of final asymmetries $A_N^{\text{OHF} \rightarrow e^\pm}$ for open-heavy-flavor positrons and electrons with statistical $\sigma_{A_N^{\text{OHF} \rightarrow e^\pm}}$ and systematic uncertainties, shown in Fig. 4.

e^\pm	p_T range (GeV/c)	$\langle p_T \rangle$ (GeV/c)	$A_N^{\text{OHF} \rightarrow e^\pm}$	$\sigma_{A_N^{\text{OHF} \rightarrow e^\pm}}$	$\sigma_{f^+}^{\text{sys}}$	$\sigma_{f^-}^{\text{sys}}$	$\sigma_{A_N^{\text{OHF} \rightarrow e^\pm}}^{\text{sys}}$	$\sigma_{\text{diff}}^{\text{sys}}$	$\sigma_{\text{tot}^+}^{\text{sys}}$	$\sigma_{\text{tot}^-}^{\text{sys}}$
e^+	1.0–1.3	1.161	−0.00256	0.0212	0.00193	0.000855	0.00264	0.000435	0.00330	0.00281
	1.3–1.5	1.398	0.0105	0.0178	0.00142	0.00108	0.00143	0.000621	0.00211	0.00189
	1.5–1.8	1.639	0.00571	0.0159	0.000468	0.000401	0.00118	0.000432	0.00134	0.00132
	1.8–2.1	1.936	0.0126	0.0192	0.00101	0.000856	0.000889	0.00697	0.00710	0.00708
	2.1–2.7	2.349	0.00208	0.0210	0.00140	0.00109	0.000719	0.00446	0.00473	0.00465
	2.7–5.0	3.290	0.0357	0.0287	0.00595	0.00364	0.000474	0.00342	0.00688	0.00501
e^-	1.0–1.3	1.161	−0.0113	0.0186	0.00404	0.00237	0.00247	0.000120	0.00474	0.00343
	1.3–1.5	1.398	−0.0297	0.0181	0.00466	0.00335	0.00174	0.000672	0.00502	0.00384
	1.5–1.8	1.639	0.0139	0.0167	0.00117	0.000789	0.00147	0.000917	0.00209	0.00191
	1.8–2.1	1.936	0.0105	0.0207	0.00136	0.000990	0.00109	0.000234	0.00176	0.00149
	2.1–2.7	2.349	−0.0267	0.0227	0.000104	0.000152	0.000899	0.00253	0.00269	0.00269
	2.7–5.0	3.290	0.0237	0.0305	0.00509	0.00313	0.000589	0.00174	0.00541	0.00363

III. RESULTS

The OHF $\rightarrow e^\pm$ TSSAs are plotted in Fig. 4 alongside theoretical predictions of $A_N(p^\uparrow + p \rightarrow (D^0/\bar{D}^0 \rightarrow e^\pm) + X)$ from Ref. [38] in (red/blue) solid lines, and $A_N(p^\uparrow + p \rightarrow (D/\bar{D} \rightarrow e^\pm) + X)$ from Ref. [39] in (red/blue) dashed and dotted lines, with λ_f , λ_d , K_G , and K'_G chosen to best fit the data for the separate charges simultaneously. The measurements are consistent with zero, and are statistically more precise than previous heavy-flavor measurements. The total systematic uncertainties come from combining those associated with the background fractions, background asymmetries, and the difference in calculating

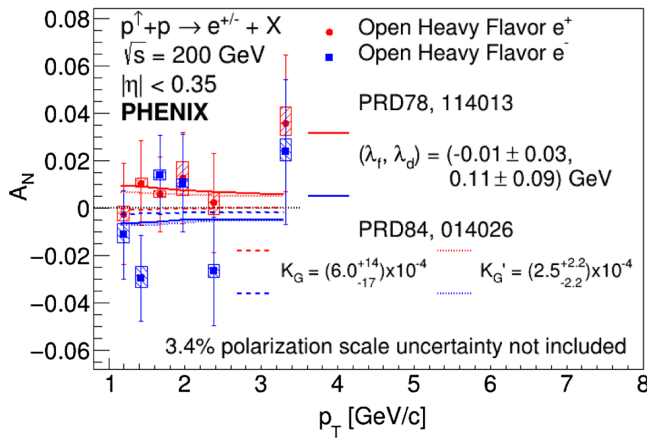


FIG. 4. $A_N(\text{OHF} \rightarrow e^\pm)$ (red) circles and (blue) squares for positrons and electrons, respectively. Also plotted are predictions of $A_N(D^0/\bar{D}^0 \rightarrow e^\pm)$ from Ref. [38], and $A_N((D^0/\bar{D}^0 + D^{+/-}) \rightarrow e^\pm)$ from Ref. [39] for best-fit trigluon-correlator-normalization parameters, with the red/blue solid, dashed, and dotted lines corresponding to central values of the 1σ confidence intervals shown in the legend.

A_N with Eqs. (7) and (8); there is no dominant source of systematic uncertainty across charges and p_T bins. The systematic uncertainty reaches at most 37% of the corresponding statistical uncertainty (see Table II), while it is typically suppressed by an order of magnitude or more. The placement of the theoretical curves in Fig. 4 differs for e^+ vs e^- due to the contribution of the symmetric trigluon correlator having opposing signs in *charm* vs *anticharm* production, leading to constructive vs destructive interference with the antisymmetric trigluon correlator contribution for the separate charges. This allows for constraining power on all parameters. Summaries for final asymmetries with statistical and systematic uncertainties are given in Table II for OHF positrons $A_N^{\text{OHF} \rightarrow e^+}$ and electrons $A_N^{\text{OHF} \rightarrow e^-}$ and in Table III for nonphotonic (NP) positrons $A_N^{\text{NP}e^+}$ and electrons $A_N^{\text{NP}e^-}$.

To determine theoretical parameters that fit the data best, $\chi^2(\lambda_f, \lambda_d)$, $\chi^2(K_G)$, and $\chi^2(K'_G)$ were calculated for the separate charges and summed to extract minimum values. The results along with 1σ confidence intervals are $\lambda_f = -0.01 \pm 0.03$ GeV and $\lambda_d = 0.11 \pm 0.09$ GeV for parameters introduced in Ref. [38], and $K_G = 0.0006^{+0.0014}_{-0.0017}$, and $K'_G = 0.00025 \pm 0.00022$ for parameters introduced in Ref. [39]. This corresponds to the first constraints on (λ_f, λ_d) , and is in agreement with previous constraints on K_G and K'_G derived in Ref. [39]. Figure 5 summarizes the results of the statistical analysis performed to extract best-fit parameters λ_f and λ_d , where the theoretical asymmetries depend on both parameters. Nicely illustrated are the constraining power of the individual charges and the necessity of combining the charges in the statistical analysis. Both charges predict that contributions from trigluon correlations are small, indicating that λ_f and λ_d values that result in cancellation of their contributions to the asymmetry calculation are preferred.

TABLE III. Summary of final asymmetries $A_N^{\text{NP}e}$ for nonphotonic positrons and electrons with statistical $\sigma_N^{\text{NP}e}$ and systematic uncertainties.

e^\pm	p_T range (GeV/c)	$\langle p_T \rangle$ (GeV/c)	$A_N^{\text{NP}e}$	$\sigma_N^{\text{NP}e}$	$\sigma_{f^+}^{\text{sys}}$	$\sigma_{f^-}^{\text{sys}}$	$\sigma_{A_N^B}^{\text{sys}}$	$\sigma_{\text{diff}}^{\text{sys}}$	$\sigma_{\text{tot}^+}^{\text{sys}}$	$\sigma_{\text{tot}^-}^{\text{sys}}$
e^+	1.0–1.3	1.161	−0.00202	0.0207	0.00115	0.000531	0.00259	0.000435	0.00286	0.00268
	1.3–1.5	1.398	0.0103	0.0172	0.00128	0.000996	0.00138	0.000621	0.00198	0.00181
	1.5–1.8	1.639	0.00379	0.0148	0.000119	8.15e-05	0.00112	0.000432	0.00120	0.00120
	1.8–2.1	1.936	0.00836	0.0170	0.000222	0.000144	0.000825	0.00697	0.00702	0.00702
	2.1–2.7	2.349	−0.00371	0.0163	0.000239	7.51e-05	0.000642	0.00446	0.00452	0.00451
	2.7–5.0	3.290	0.0220	0.0201	0.00205	0.000814	0.000404	0.00342	0.00401	0.00354
e^-	1.0–1.3	1.161	−0.0106	0.0182	0.00338	0.00203	0.00242	0.000120	0.00416	0.00316
	1.3–1.5	1.398	−0.0284	0.0174	0.00386	0.00284	0.00168	0.000672	0.00426	0.00337
	1.5–1.8	1.639	0.0111	0.0153	0.000538	0.000288	0.00138	0.000917	0.00174	0.00168
	1.8–2.1	1.936	0.00565	0.0178	0.000282	0.000131	0.000996	0.000234	0.00106	0.00103
	2.1–2.7	2.349	−0.0297	0.0171	0.000446	0.000351	0.000790	0.00253	0.00269	0.00268
	2.7–5.0	3.290	0.0108	0.0207	0.00134	0.000466	0.000495	0.00174	0.00225	0.00187

IV. SUMMARY

In summary, the PHENIX experiment has measured the transverse single-spin asymmetry of midrapidity open-heavy-flavor decay electrons and positrons as a function of p_T in $p^\uparrow + p$ collisions at $\sqrt{s} = 200$ GeV. Open-heavy-flavor production at RHIC is an ideal channel for probing trigluon correlations in polarized protons because initial-state qgq correlations in the proton and final-state twist-3 correlations in hadronization contribute negligibly. This measurement provides constraints for the antisymmetric and symmetric trigluon correlation functions in transversely

polarized protons, including the first constraints on λ_f and λ_d as $\lambda_f = -0.01 \pm 0.03$ GeV and $\lambda_d = 0.11 \pm 0.09$ GeV—a necessary step forward in our understanding of proton structure through correlations between proton spin and gluon momentum.

ACKNOWLEDGMENTS

We thank the staff of the Collider-Accelerator and Physics Departments at Brookhaven National Laboratory and the staff of the other PHENIX participating institutions for their vital contributions. We also thank Z. Kang and S. Yoshida for providing $A_N^D(p_T)$ calculations corresponding to the models introduced in Refs. [38,39]. We acknowledge support from the Office of Nuclear Physics in the Office of Science of the Department of Energy, the National Science Foundation, Abilene Christian University Research Council, Research Foundation of SUNY, and Dean of the College of Arts and Sciences, Vanderbilt University (USA), Ministry of Education, Culture, Sports, Science, and Technology and the Japan Society for the Promotion of Science (Japan), Natural Science Foundation of China (People’s Republic of China), Croatian Science Foundation and Ministry of Science and Education (Croatia), Ministry of Education, Youth and Sports (Czech Republic), Centre National de la Recherche Scientifique, Commissariat à l’Énergie Atomique, and Institut National de Physique Nucléaire et de Physique des Particules (France), J. Bolyai Research Scholarship, EFOP, the New National Excellence Program (ÚNKP), NKFIH, and OTKA (Hungary), Department of Atomic Energy and Department of Science and Technology (India), Israel Science Foundation (Israel), Basic Science Research and SRC (CENuM) Programs through NRF funded by the Ministry of Education and the Ministry of Science and ICT (Korea). Ministry of Education and Science, Russian Academy of Sciences, Federal Agency of Atomic Energy (Russia), VR and Wallenberg Foundation (Sweden), University of Zambia,

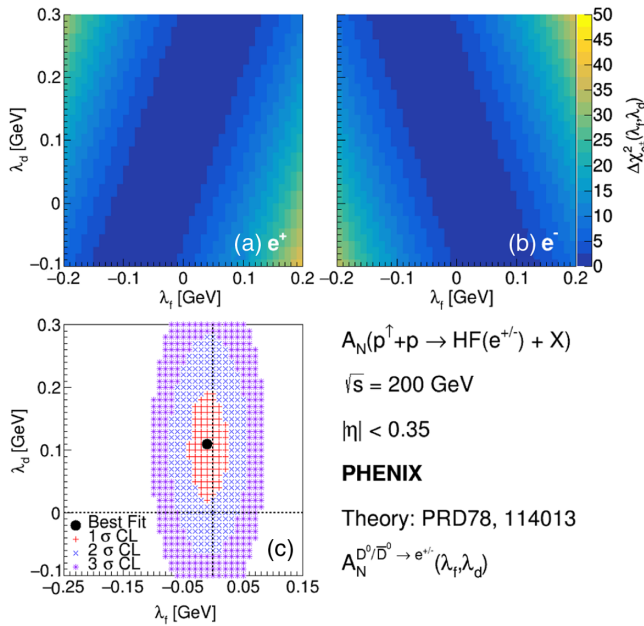


FIG. 5. Results of the statistical analysis performed to extract best-fit parameters λ_f and λ_d by comparing data to theory [38]. $\chi^2(\lambda_f, \lambda_d) - \chi^2_{\text{min}}$ is shown for (a) e^+ and (b) e^- . Panel (c) shows the 1, 2, and 3 σ confidence level regions, $\chi^2(\lambda_f, \lambda_d) - \chi^2_{\text{min}} < n^2$ ($n = 1, 2, 3$).

the Government of the Republic of Zambia (Zambia), the U.S. Civilian Research and Development Foundation for the Independent States of the Former Soviet Union, the

Hungarian American Enterprise Scholarship Fund, the US-Hungarian Fulbright Foundation, and the US-Israel Binational Science Foundation.

-
- [1] R. D. Klem, J. E. Bowers, H. W. Courant, H. Kagan, M. L. Marshak, E. A. Peterson, K. Ruddick, W. H. Dragoset, and J. B. Roberts, Measurement of Asymmetries of Inclusive Pion Production in Proton Proton Interactions at 6 GeV/c and 11.8 GeV/c, *Phys. Rev. Lett.* **36**, 929 (1976).
- [2] D. L. Adams *et al.* (FNAL-E704 Collaboration), Analyzing power in inclusive π^+ and π^- production at high x_F with a 200-GeV polarized proton beam, *Phys. Lett. B* **264**, 462 (1991).
- [3] C. E. Allgower *et al.*, Measurement of analyzing powers of π^+ and π^- produced on a hydrogen and a carbon target with a 22-GeV/c incident polarized proton beam, *Phys. Rev. D* **65**, 092008 (2002).
- [4] I. Arsene *et al.* (BRAHMS Collaboration), Single Transverse Spin Asymmetries of Identified Charged Hadrons in Polarized $p + p$ Collisions at $\sqrt{s} = 62.4$ GeV, *Phys. Rev. Lett.* **101**, 042001 (2008).
- [5] G. L. Kane, J. Pumplin, and W. Repko, Transverse Quark Polarization in Large- p_T Reactions, e^+e^- Jets, and Lep-toproduction: A Test of Quantum Chromodynamics, *Phys. Rev. Lett.* **41**, 1689 (1978).
- [6] S. Benic, Y. Hatta, H.-n. Li, and D.-J. Yang, Single-spin asymmetries at two loops, *Phys. Rev. D* **100**, 094027 (2019).
- [7] D. Sivers, Single-spin production asymmetries from the hard scattering of pointlike constituents, *Phys. Rev. D* **41**, 83 (1990).
- [8] D. Boer and P.J. Mulders, Time-reversal odd distribution functions in leptonproduction, *Phys. Rev. D* **57**, 5780 (1998).
- [9] J. Collins, Fragmentation of transversely polarized quarks probed in transverse momentum distributions, *Nucl. Phys.* **B396**, 161 (1993).
- [10] A. V. Efremov and O. V. Teryaev, QCD asymmetry and polarized hadron structure functions, *Phys. Lett.* **150B**, 383 (1985).
- [11] J.-W. Qiu and G. Sterman, Single Transverse Spin Asymmetries, *Phys. Rev. Lett.* **67**, 2264 (1991).
- [12] M. Anselmino, A. Mukherjee, and A. Vossen, Transverse spin effects in hard semi-inclusive collisions, *Prog. Part. Nucl. Phys.* **114**, 103806 (2020).
- [13] J. Cammarota, L. Gamberg, Z.-B. Kang, J. A. Miller, D. Pitonyak, A. Prokudin, T. C. Rogers, and N. Sato (Jefferson Lab Angular Momentum Collaboration), Origin of single transverse-spin asymmetries in high-energy collisions, *Phys. Rev. D* **102**, 054002 (2020).
- [14] X. Ji, J.-W. Qiu, W. Vogelsang, and F. Yuan, A Unified Picture for Single Transverse-Spin Asymmetries in Hard Processes, *Phys. Rev. Lett.* **97**, 082002 (2006).
- [15] Y. Koike, W. Vogelsang, and F. Yuan, On the relation between mechanisms for single-transverse-spin asymmetries, *Phys. Lett. B* **659**, 878 (2008).
- [16] F. Yuan and J. Zhou, Collins Function and the Single Transverse Spin Asymmetry, *Phys. Rev. Lett.* **103**, 052001 (2009).
- [17] X.-d. Ji, J.-P. Ma, and F. Yuan, Three quark light cone amplitudes of the proton and quark orbital motion dependent observables, *Nucl. Phys.* **B652**, 383 (2003).
- [18] Y. Hatta, K. Tanaka, and S. Yoshida, Twist-three relations of gluonic correlators for the transversely polarized nucleon, *J. High Energy Phys.* **04** (2013) 003.
- [19] Y. Hatta and X. Yao, QCD evolution of the orbital angular momentum of quarks and gluons: Genuine twist-three part, *Phys. Lett. B* **798**, 134941 (2019).
- [20] J.-w. Qiu and G. F. Sterman, Single transverse spin asymmetries in hadronic pion production, *Phys. Rev. D* **59**, 014004 (1999).
- [21] C. Kouvaris, J.-W. Qiu, W. Vogelsang, and F. Yuan, Single transverse-spin asymmetry in high transverse momentum pion production in pp collisions, *Phys. Rev. D* **74**, 114013 (2006).
- [22] J. P. Ralston and D. E. Soper, Production of dimuons from high-energy polarized proton-proton collisions, *Nucl. Phys.* **B152**, 109 (1979).
- [23] E. Norrbin and T. Sjostrand, Production and hadronization of heavy quarks, *Eur. Phys. J. C* **17**, 137 (2000).
- [24] J.-W. Qiu and G. F. Sterman, Single transverse spin asymmetries in direct photon production, *Nucl. Phys.* **B378**, 52 (1992).
- [25] X. Ji, Gluon correlations in the transversely polarized nucleon, *Phys. Lett. B* **289**, 137 (1992).
- [26] A. V. Belitsky, X. Ji, W. Lu, and J. Osborne, Singlet g_2 structure function in the next-to-leading order, *Phys. Rev. D* **63**, 094012 (2001).
- [27] V. M. Braun, A. N. Manashov, and B. Pirnay, Scale dependence of twist-three contributions to single spin asymmetries, *Phys. Rev. D* **80**, 114002 (2009).
- [28] H. Beppu, Y. Koike, K. Tanaka, and S. Yoshida, Contribution of twist-3 multigluon correlation functions to single spin asymmetry in semi-inclusive deep inelastic scattering, *Phys. Rev. D* **82**, 054005 (2010).
- [29] Z.-B. Kang and J.-W. Qiu, Single transverse-spin asymmetry for D -meson production in semi-inclusive deep inelastic scattering, *Phys. Rev. D* **78**, 034005 (2008).
- [30] L. Adamczyk *et al.* (STAR Collaboration), Longitudinal and transverse spin asymmetries for inclusive jet production at mid-rapidity in polarized $p+p$ collisions at $\sqrt{s} = 200$ GeV, *Phys. Rev. D* **86**, 032006 (2012).
- [31] L. C. Bland *et al.* (AnDY Collaboration), Cross sections and transverse single-spin asymmetries in forward jet production from proton collisions at $\sqrt{s} = 500$ GeV, *Phys. Lett. B* **750**, 660 (2015).
- [32] C. Adolph *et al.* (COMPASS Collaboration), First measurement of the Sivers asymmetry for gluons using SIDIS data, *Phys. Lett. B* **772**, 854 (2017).

- [33] L. Adamczyk *et al.* (STAR Collaboration), Azimuthal transverse single-spin asymmetries of inclusive jets and charged pions within jets from polarized-proton collisions at $\sqrt{s} = 500$ GeV, *Phys. Rev. D* **97**, 032004 (2018).
- [34] U. Acharya *et al.* (PHENIX Collaboration), Transverse single-spin asymmetries of midrapidity π^0 and η mesons in polarized $p + p$ collisions at $\sqrt{s} = 200$ GeV, *Phys. Rev. D* **103**, 052009 (2021).
- [35] M. Abdallah *et al.* (STAR Collaboration), Azimuthal transverse single-spin asymmetries of inclusive jets and identified hadrons within jets from polarized pp collisions at $\sqrt{s} = 200$ GeV, *Phys. Rev. D* **106**, 072010 (2022).
- [36] C. Aidala *et al.* (PHENIX Collaboration), Cross section and transverse single-spin asymmetry of muons from open heavy-flavor decays in polarized $p + p$ collisions at $\sqrt{s} = 200$ GeV, *Phys. Rev. D* **95**, 112001 (2017).
- [37] U. Acharya *et al.* (PHENIX Collaboration), Probing Gluon Spin-Momentum Correlations in Transversely Polarized Protons through Midrapidity Isolated Direct Photons in $p^\uparrow + p$ Collisions at $\sqrt{s} = 200$ GeV, *Phys. Rev. Lett.* **127**, 162001 (2021).
- [38] Z.-B. Kang, J.-W. Qiu, W. Vogelsang, and F. Yuan, Accessing tri-gluon correlations in the nucleon via the single spin asymmetry in open charm production, *Phys. Rev. D* **78**, 114013 (2008).
- [39] Y. Koike and S. Yoshida, Probing the three-gluon correlation functions by the single spin asymmetry in $p^\uparrow p \rightarrow DX$, *Phys. Rev. D* **84**, 014026 (2011).
- [40] M. Anselmino, M. Boglione, U. D'Alesio, E. Leader, and F. Murgia, Accessing Sivers gluon distribution via transverse single-spin asymmetries in $p^\uparrow p \rightarrow DX$ processes at BNL RHIC, *Phys. Rev. D* **70**, 074025 (2004).
- [41] U. D'Alesio, F. Murgia, C. Pisano, and P. Tael, Probing the gluon Sivers function in $p^\uparrow p \rightarrow J/\psi X$ and $p^\uparrow p \rightarrow DX$, *Phys. Rev. D* **96**, 036011 (2017).
- [42] U. D'Alesio, C. Flore, F. Murgia, C. Pisano, and P. Tael, Unraveling the gluon Sivers function in hadronic collisions at RHIC, *Phys. Rev. D* **99**, 036013 (2019).
- [43] W.B. Schmidke *et al.* (The RHIC Polarimetry Group), RHIC polarization for Runs 9–17 (2018), <https://technotes.bnl.gov/Home/ViewTechNote/209057>.
- [44] K. Adcox *et al.* (PHENIX Collaboration), PHENIX detector overview, *Nucl. Instrum. Methods Phys. Res., Sect. A* **499**, 469 (2003).
- [45] R. Nouicer *et al.* (PHENIX Collaboration), Silicon vertex tracker for PHENIX upgrade at RICH: Capabilities and detector technology, *Proc. Sci., Vertex2007* (2008) 042.
- [46] R. Nouicer *et al.* (PHENIX Collaboration), Status and performance of new silicon stripixel detector for the PHENIX experiment at RHIC: Beta source, cosmic-rays and proton beam at 120 GeV, *J. Instrum.* **4**, P04011 (2004).
- [47] K. Adcox *et al.* (PHENIX Collaboration), PHENIX central arm tracking detectors, *Nucl. Instrum. Methods Phys. Res., Sect. A* **499**, 489 (2003).
- [48] L. Aphecetche *et al.* (PHENIX Collaboration), PHENIX calorimeter, *Nucl. Instrum. Methods Phys. Res., Sect. A* **499**, 521 (2003).
- [49] M. Aizawa *et al.* (PHENIX Collaboration), PHENIX central arm particle ID detectors, *Nucl. Instrum. Methods Phys. Res., Sect. A* **499**, 508 (2003).
- [50] C. Aidala *et al.* (PHENIX Collaboration), Measurement of charm and bottom production from semileptonic hadron decays in $p + p$ collisions at $\sqrt{s_{NN}} = 200$ GeV, *Phys. Rev. D* **99**, 092003 (2019).
- [51] A. Adare *et al.* (PHENIX Collaboration), Single electron yields from semileptonic charm and bottom hadron decays in Au + Au collisions at $\sqrt{s_{NN}} = 200$ GeV, *Phys. Rev. C* **93**, 034904 (2016).
- [52] A. Adare *et al.* (PHENIX Collaboration), Measurement of transverse single-spin asymmetries for J/ψ production in polarized $p + p$ collisions at $\sqrt{s} = 200$ GeV, *Phys. Rev. D* **82**, 112008 (2010); **86**, 099904(E) (2012).
- [53] S. S. Adler *et al.* (PHENIX Collaboration), Measurement of Transverse Single-Spin Asymmetries for Mid-Rapidity Production of Neutral Pions and Charged Hadrons in Polarized $p + p$ Collisions at $\sqrt{s} = 200$ GeV, *Phys. Rev. Lett.* **95**, 202001 (2005).
- [54] T. Sjöstrand, P. Eden, C. Friberg, L. Lönnblad, G. Miu, S. Mrenna, and E. Norrbin, High-energy physics event generation with PYTHIA 6.1, *Comput. Phys. Commun.* **135**, 238 (2001).