

Towards the understanding of the genuine three-body interaction for p-p-p and p-p- Λ

(ALICE Collaboration) Acharya, S.; ...; Erhardt, Filip; ...; Gotovac, Sven; ...; Jerčić, Marko; ...; Karatović, David; ...; ...

Source / Izvornik: **The European Physical Journal A, 2023, 59**

Journal article, Published version

Rad u časopisu, Objavljena verzija rada (izdavačev PDF)

<https://doi.org/10.1140/epja/s10050-023-00998-6>

Permanent link / Trajna poveznica: <https://urn.nsk.hr/urn:nbn:hr:217:933071>

Rights / Prava: [Attribution 4.0 International](#)/[Imenovanje 4.0 međunarodna](#)

Download date / Datum preuzimanja: **2024-08-06**



Repository / Repozitorij:

[Repository of the Faculty of Science - University of Zagreb](#)





Towards the understanding of the genuine three-body interaction for p–p–p and p–p– Λ

ALICE Collaboration*

CERN, 1211 Geneva 23, Switzerland

Received: 17 June 2022 / Accepted: 30 September 2022 / Published online: 3 July 2023

© CERN for the benefit of the ALICE Collaboration 2023

Communicated by C. Munoz Camacho.

Abstract Three-body nuclear forces play an important role in the structure of nuclei and hypernuclei and are also incorporated in models to describe the dynamics of dense baryonic matter, such as in neutron stars. So far, only indirect measurements anchored to the binding energies of nuclei can be used to constrain the three-nucleon force, and if hyperons are considered, the scarce data on hypernuclei impose only weak constraints on the three-body forces. In this work, we present the first direct measurement of the p–p–p and p–p– Λ systems in terms of three-particle correlation functions carried out for pp collisions at $\sqrt{s} = 13$ TeV. Three-particle cumulants are extracted from the correlation functions by applying the Kubo formalism, where the three-particle interaction contribution to these correlations can be isolated after subtracting the known two-body interaction terms. A negative cumulant is found for the p–p–p system, hinting to the presence of a residual three-body effect while for p–p– Λ the cumulant is consistent with zero. This measurement demonstrates the accessibility of three-baryon correlations at the LHC.

1 Introduction

One of the open challenges of nuclear physics is the understanding of many-particle dynamics. Studies of the nuclear structure have unambiguously shown that calculations based only on nucleon–nucleon (N–N) interactions fail to accurately describe many experimental observables, such as nuclear binding energies along the periodic table of elements [1], the position of the neutron drip line for neutron-rich nuclei [2] or the properties of the recently observed four-neutrons resonance [3]. A significant improvement in the modelling of nuclear bound objects has been achieved by including three-body forces in theoretical calculations. These three-body forces are implemented in chiral effective field theories [4] and in a number of ab initio many-body methods

such as no-core shell model [5], coupled-cluster theory [6, 7], self-consistent Green’s function theory [8], similarity renormalisation group [9, 10], and quantum Monte Carlo [11]. Studies conducted on intermediate mass neutron-rich nuclei proved that the sensitivity to the three-body forces increases with the number of neutrons in the system [6]. Three-body forces within light and medium-mass nuclei, where the nuclear saturation density corresponds to typical inter-particle distances of 2 fm, contribute about 10–15% to the total interaction strength [12, 13]. However, at higher densities and shorter inter-particle distances their contribution might increase [2], but no data are available in such a regime and the properties of nuclear matter can be only extrapolated using the available information at saturation densities. The experimental information on the three-body forces involving Λ hyperons is even more scarce since the data available for hypernuclei are much less than the data for nuclei. Recent hypertriton measurements in several colliding systems at RHIC and LHC [14–17] provide important input to the understanding of N–N– Λ forces and future measurements will resolve the current tensions among the different estimations of the binding energy and life-time. Theoretical works assign to the hypertriton a radius of the order of 5 fm [18] and hence a N– Λ distance of 10 fm [13, 19] within this state. Heavier hypernuclei are more compact and their size is comparable to that of normal nuclei so that they represent an optimal test bed for the N–N– Λ interaction [20]. However, good fits of the theoretical models to the available hypernuclear data, from ${}^7_{\Lambda}\text{Li}$ to ${}^{208}_{\Lambda}\text{Pb}$ [21–24], require a full understanding of the shell-structure of such bound objects as well as accurate experimental constraints on the spin-dependent N– Λ interaction, in particular for the p-wave and higher partial waves. The lack of precise data as well as the limitations in the microscopic description of the structure of hypernuclei cause large ambiguities on the strength of the N–N– Λ three-body force. Further opportunities are provided by the recently observed ${}^3_{\Lambda}\text{n}$ bound state [25] and planned experimental programs focused on neutron-rich hypernu-

* e-mail: alice-publications@cern.ch

clei [26]. Nevertheless, the contribution from three-body forces in bound objects such as nuclei and hypernuclei cannot be separated from the lower-order two-body interactions, hence, complementary experimental methods to investigate three-baryon systems could provide an important contribution to this field.

Neutron-rich and dense baryonic matter constitutes an interesting system also because of its connections to the physics of neutron stars (NS) [27]. The structure and composition of the innermost part of NS is not known. Amongst many possible scenarios, some models support the appearance of various hadronic particle species with increasing baryon density inside the star [27,28]. The presence of hadronic degrees of freedom and their relative abundances are sensitive to the two- and three-body interaction models which are used to compute the equation of state (EoS) of NS matter. The different hypotheses can be tested by deriving the masses and radii of NS for a specific EoS and comparing them with the corresponding astrophysical observations [28]. The suggestion of strange baryons inside NS is motivated by the fact that central densities of NS might become sufficiently large ($\rho \approx 3 - 4\rho_0$, where ρ_0 is the nuclear saturation density) to provide favourable conditions for the onset of strangeness production processes leading to, in particular, the formation of hyperons. The appearance of Λ hyperons in NS matter results in a softening of the EoS which is at variance with astrophysical observations of two solar mass stars [29,30]. However, in Ref. [31], it was shown that by adding a strongly repulsive N–N– Λ interaction, tuned to reproduce the separation energies of Λ hyperons in several hypernuclei, a sufficiently stiff EoS can be obtained and even the massive NS observables can be reproduced. This indicates that three-body forces may have a significant contribution in models that describe the structure of NS. Hence, a direct measurement of the three-body forces involving nucleons and hyperons at small inter-particle distances is required.

The femtoscopy technique can be used as a tool to investigate the strong interaction amongst hadrons produced in particle collisions [32–35] and recently has been successfully employed to analyse experimental data. The produced hadrons may undergo final state interactions (FSIs) and the resulting correlation in the momentum space can be studied to test the underlying dynamics using correlation functions [34,35]. The method has been applied by the STAR Collaboration to measure hadron-hadron correlations in Au–Au collisions with a centre-of-mass energy of 200 GeV per nucleon pair [36–38]. In such ultra-relativistic heavy-ion collisions, the average relative distances of emitted particles is about 7–8 fm [35]. In small colliding systems, such as pp and p–Pb collisions at the LHC, particles are produced at distances of the order of 1 fm, hence, the sensitivity of the correlation function to the short-range strong interaction is enhanced. Recently, the method has been employed by

ALICE to study FSIs of hadrons produced in such small colliding systems. The large data samples allowed for the precise measurement of correlation functions for multiple hadronic pairs (p–p [39], p–K⁺ and p–K[–] [40], p– Λ [39], p– Σ^0 [41], Λ – Λ [42], p– Ξ^- [43], p– Ω^- [44], p– ϕ [45] and baryon–antibaryon [46]). By using these results, several models for the two-body strong interaction could be validated (for a complete review see Ref. [47]).

The femtoscopy technique was also employed in the analysis of three- and four-pion correlations measured in pp, p–Pb, Pb–Pb collision systems by ALICE [48,49] to probe coherent hadron production. The Kubo’s cumulant expansion method [50] was used to isolate the genuine three-particle correlation from the two-body contributions where the latter were evaluated by combining two particles from the same event and a third particle taken from another event. Alternatively, the recently developed projector method [51], where either the theoretical or the measured two-body correlation functions are used to obtain the lower-order contributions, can be employed. This method allows a significant reduction of the statistical uncertainties.

In this article, the first femtoscopic study of three-baryon correlations is performed for the p–p–p and p–p– Λ systems measured in high-multiplicity (HM) pp collisions at $\sqrt{s} = 13$ TeV. The Kubo’s formalism and the projector method are employed to isolate the genuine three-body correlation and the choice of the reaction system aims to study the interaction at small distances. The article is organised as follows: in Sect. 2.1 the data analysis procedure is presented starting from the event selection; in Sect. 2.2 the definition of the two-particle correlation function is extended to the three-particle case; in Sect. 2.3 the femtoscopic three-particle cumulant is defined; the lower-order two-particle correlation contributions in the measured correlation functions are evaluated in Sect. 2.4 and the decomposition of the cumulant to account for misidentifications and particle feed-down are presented in Section 2.5; the final results are discussed in Sect. 3 and the conclusions are given in Sect. 4.

2 Analysis

2.1 Event selection and particle identification

The data sample of pp collisions at a centre of mass energy $\sqrt{s} = 13$ TeV was recorded with the ALICE detector [52,53] during the LHC Run 2 (2015–2018). The sample has been collected employing a HM trigger. The trigger is based on the measured amplitude in the V0 detector system, consisting of two arrays of plastic scintillators located at forward ($2.8 < \eta < 5.1$) and backward ($-3.7 < \eta < -1.7$) pseudorapidities [54]. The selected HM events correspond to the highest 0.17% multiplicity interval with respect to all

inelastic collisions with at least one measured charged particle within $|\eta| < 1$ (INEL > 0). This condition results in an average of 30 charged particles in the range $|\eta| < 0.5$ [44]. Charged-particle tracking in the midrapidity region is conducted with the Inner Tracking System (ITS) [52] and the Time Projection Chamber (TPC) [55]. These detectors are immersed in a homogeneous 0.5 T magnetic field parallel to the beam direction. The ITS consists of six cylindrical layers of high position-resolution silicon detectors placed radially between 3.9 and 43 cm around the beam vacuum tube. The TPC consists of a 5 m long, cylindrical gaseous detector with full azimuthal coverage in the pseudorapidity range $|\eta| < 0.9$.

Particle identification (PID) is conducted via the measurement of the specific ionisation energy loss (dE/dx) in the TPC gas with up to 159 reconstructed space points along the particle trajectory. For high momentum particles, the TPC measurement is combined with information provided by the time-of-flight (TOF) [56] detector system, which is located at a radial distance of 3.7 m from the nominal interaction point and consists of multigap resistive plate chambers covering the full azimuthal angle in $|\eta| < 0.9$.

The primary vertex (PV) of the event is reconstructed with the combined track information of the ITS and the TPC, and independently with track segments in the two innermost layers of the ITS. The reconstructed PV of the event is required to have a maximal displacement with respect to the nominal interaction point of 10 cm along the beam axis, in order to ensure a uniform acceptance. Pile-up events with multiple primary vertices are removed following the procedure described in Refs. [39, 43, 57]. This rejects the events with pile-up of collisions occurring in the same or nearby bunch crossings. However, additional clean-up has to be applied on the track selection level to reject particles produced in pile-up collisions in the long TPC readout time.

A total of 1.0×10^9 HM events are used for the analysis after event selection. In order to build the three-particle correlation functions of p–p–p and p–p– Λ systems, particle and antiparticle distributions are combined. In the following, p–p–p refers to p–p–p \oplus \bar{p} – \bar{p} – \bar{p} and p–p– Λ refers to p–p– Λ \oplus \bar{p} – \bar{p} – $\bar{\Lambda}$. The proton and Λ candidates as well as their antiparticles need to be selected. As the particle and antiparticle selections are identical, only the particles are explicitly discussed below. Both particle species are reconstructed using the procedure described in Ref. [57], while the related systematic uncertainties are evaluated by varying the kinematic and topological selection criteria used in the reconstruction. In the following text, the systematic variations are enclosed in parentheses.

The primary protons are selected in the momentum interval 0.5 (0.4, 0.6) < p_T < 4.05 GeV/c and $|\eta| < 0.8$ (0.77, 0.85). To improve the quality of the tracks a minimum of 80 (70, 90) out of the 159 possible spatial points inside the TPC

are required. The PID selections are applied by comparing the measured dE/dx and time-of-flight with the expected values for a proton candidate. The agreement is expressed in multiples (n_σ^{PID}) of the detector resolution σ . For protons with $p_T < 0.75$ GeV/c the n_σ^{PID} is evaluated only based on the specific energy loss in the TPC, while for $p_T \geq 0.75$ GeV/c a combined TPC and TOF PID selection is applied ($n_\sigma^{\text{PID}} = \sqrt{n_{\sigma, \text{TPC}}^2 + n_{\sigma, \text{TOF}}^2}$). The n_σ^{PID} of the accepted proton candidates is required to be lower than 3 (2.5, 3.5). To reject particles that are non-primary or come from pile-up collisions, the distance of closest approach (DCA) to the PV of the tracks is required to be less than 0.1 cm in the transverse plane and less than 0.2 cm along the beam axis. The purity of candidates is estimated using Monte Carlo (MC) simulations by taking the ratio of the number of reconstructed true protons produced by the generator and the number of all candidates identified as protons as a function of the reconstructed transverse momentum. The contributions of secondary protons stemming from weak decays of strange baryons and from interactions in the detector material are extracted using MC template fits to the measured distributions of the DCA to the PV [39]. The average purity of the identified protons is 98.3% and 86.6% of them are primaries.

The Λ candidates are reconstructed via the weak decay $\Lambda \rightarrow p\pi^-$ (the $\bar{\Lambda} \rightarrow \bar{p}\pi^+$ in case of $\bar{\Lambda}$ reconstruction). The secondary daughter tracks are selected with similar criteria as for the primary protons regarding $|\eta|$ and the number of hits in the TPC. However, a less strict PID requirement of $n_\sigma^{\text{PID}} < 5(4)$ is used. In addition, the daughter tracks are required to have a DCA to the PV of at least 0.05 (0.06) cm and the DCA between the daughter tracks at the secondary vertex must be smaller than 1.5 (1.2) cm. The cosine of the pointing angle (CPA) between the vector connecting the PV to the decay vertex and the 3-momentum of the Λ candidate is required to be larger than 0.99 (0.995). To reject unphysical secondary vertices, reconstructed with tracks stemming from pile-up of pp collisions occurring in different bunch crossings, the decay tracks are required to possess a hit in the two innermost or the two outermost ITS layers or a matched TOF signal [42]. Finally, a selection on the candidate invariant mass (IM) is applied by requiring it to be in a ± 4 MeV/c² interval around the nominal Λ mass [58]. The primary and secondary contributions to the yield of Λ are extracted employing a similar method as for protons but using the CPA as an observable for the template fits. The Λ hyperons produced in primary interactions contribute to about 58.5% of their total yield. About 19.5% originate from the electromagnetic decays of Σ^0 . The number of Σ^0 particles is related to their ratio to the Λ hyperons, which is fixed to 1/3 based on predictions from the isospin symmetry and a measurement of the corresponding production ratios [59]. Further, each of the weak decays of Ξ^- and Ξ^0 contributes

about 11 % to the yield of Λ hyperons. The purity of Λ and $\bar{\Lambda}$ has been extracted by fitting the IM spectra of candidates as a function of the three-particle kinematic variable Q_3 which is defined in Eq. 5. The fits have been performed in the IM range of 1090 to 1150 MeV/c² using a double Gaussian for the Λ signal and a second-order polynomial for the background. The result has been averaged for $Q_3 < 1$ GeV/c, leading to a combined purity of Λ and $\bar{\Lambda}$ of 95.6%.

The systematic uncertainties are evaluated by performing simultaneous variations of the selection criteria for protons and Λ candidates as well as for the corresponding antiparticles. The variations are randomly combined in 44 sets in which at least one of the selection criteria is varied. Such procedure allows to account for the correlations between the systematic uncertainties. Each random set of variations is accepted for the evaluation of the systematic uncertainties only if the yield of the triplets is varied by less than 10% with respect to the standard selection in the kinematic region $Q_3 < 0.4$ GeV/c.

2.2 Three-particle correlation function

The observable of interest in femtoscopy is usually the two-particle momentum correlation function [35,60], which is defined as the probability to simultaneously find two particles with momenta \mathbf{p}_1 and \mathbf{p}_2 divided by the product of the corresponding single particle probabilities

$$C(\mathbf{p}_1, \mathbf{p}_2) \equiv \frac{P(\mathbf{p}_1, \mathbf{p}_2)}{P(\mathbf{p}_1)P(\mathbf{p}_2)}. \tag{1}$$

These probabilities are related to the inclusive Lorentz-invariant spectra $P(\mathbf{p}_1, \mathbf{p}_2) \propto E_1 E_2 \frac{d^6 N}{d^3 \mathbf{p}_1 d^3 \mathbf{p}_2}$ and $P(\mathbf{p}_i) \propto E_i \frac{d^3 N_i}{d^3 \mathbf{p}_i}$. In the absence of a correlation signal, the value of $C(\mathbf{p}_1, \mathbf{p}_2)$ is constant and normalised to unity. A similar logic can be followed to construct the three-particle correlation functions as

$$C(\mathbf{p}_1, \mathbf{p}_2, \mathbf{p}_3) \equiv \frac{P(\mathbf{p}_1, \mathbf{p}_2, \mathbf{p}_3)}{P(\mathbf{p}_1)P(\mathbf{p}_2)P(\mathbf{p}_3)}. \tag{2}$$

Following [61,62], Eq. 1 can also be written as

$$C(\mathbf{k}^*) = \int d^3 r^* S(r^*) |\psi(\mathbf{r}^*, \mathbf{k}^*)|^2, \tag{3}$$

where $S(r^*)$ is the distribution of the relative distances of particle pairs in the pair rest frame (PRF, denoted by the $*$) – the so-called source function. The properties of the source in pp collisions at $\sqrt{s} = 13$ TeV have been evaluated in Ref. [57], including the effects of short-lived resonance decays which enlarge the effective source size. The wave function of the particle pair relative motion is denoted by $\psi(\mathbf{r}^*, \mathbf{k}^*)$ where $\mathbf{k}^* = (\mathbf{p}_1^* - \mathbf{p}_2^*)/2$ is the relative momentum. The wave function encapsulates the details of the particle interaction and drives the shape of the correlation function. In case of the

three-particle correlation function, the two-particle source function and the wave function of the particle pair relative motion must be replaced by a three-particle source function and wave function. In this analysis, the measured three-particle correlation functions are not compared to theoretical predictions. The goal here is to extract the three-particle femtoscopic cumulants which provide experimental evidence of the existence, or the absence, of genuine three-particle correlations, as explained in Sect. 2.3.

The three-particle correlation function can be written as

$$C(\mathbf{p}_1, \mathbf{p}_2, \mathbf{p}_3) = C(Q_3) = \mathcal{N} \frac{N_s(Q_3)}{N_m(Q_3)}, \tag{4}$$

where $N_s(Q_3)$ and $N_m(Q_3)$ are the same-event and mixed-event distributions of three particle combinations (triplets) as a function of Q_3 and \mathcal{N} is the normalisation parameter. The Lorentz-invariant variable Q_3 is defined in [48] as

$$Q_3 = \sqrt{-q_{12}^2 - q_{23}^2 - q_{31}^2}, \tag{5}$$

where q_{ij} is the norm of the four-vector [35]

$$q_{ij}^\mu = (p_i - p_j)^\mu - \frac{(p_i - p_j) \cdot P_{ij}}{P_{ij}^2} P_{ij}^\mu, \quad P_{ij} \equiv p_i + p_j, \tag{6}$$

which can be rewritten as

$$q_{ij}^\mu = \frac{2 m_j}{m_i + m_j} p_i^\mu - \frac{2 m_i}{m_i + m_j} p_j^\mu. \tag{7}$$

Here m_i and m_j are the particle i and j masses, p_i^μ and p_j^μ are the particle four momenta, while q_{ij}^μ is the relative four-momentum of the pair ij . In the case of same mass particles, the term $\frac{(p_i - p_j) \cdot P_{ij}}{P_{ij}^2} P_{ij}^\mu$ becomes 0. In the non-relativistic case $q_{ij}^2 = -4k_{ij}^{*2}$, where k_{ij}^* is the relative momentum of the ij pair in the PRF.

The mixed-event sample is obtained using event-mixing techniques, in which the particle triplets of interest are generated by combining single particles stemming from three different events. To maintain the same acceptance effects as in the same event sample, the mixing procedure is conducted only for events with similar z position of the primary vertex and multiplicity [39]. Additionally, in order to correct for possible differences in terms of multiplicity distribution between same and mixed events, the yield of the latter is re-weighted in each multiplicity interval to have the same statistical weight as the distribution when particles are from the same event. To account for the two-track merging and splitting effects due to the finite two-track resolution in the same-event sample, a minimum value of the distance between two proton tracks (in case of p- Λ pairs, the proton from Λ decay is considered along with the primary proton) on the azimuthal-polar angles plane $\Delta\eta$ - $\Delta\varphi$ is applied to both the same- and mixed-event

samples. The default selection is $\Delta\eta^2 + \Delta\phi^2 \geq 0.017^2$ and a systematic variation of +10 % for the value of the minimum distance is applied in the analysis. The normalisation parameter \mathcal{N} is chosen such that the mean value of the correlation function equals unity in a Q_3 region where the effects of FSIs are negligible. The interval $Q_3 \in (1.0 - 1.2)$ GeV/c is chosen for all triplets.

2.3 Three-particle femtoscopic cumulants

The measurable three-particle correlation function $C(\mathbf{p}_1, \mathbf{p}_2, \mathbf{p}_3)$ include all interactions at work in the three-particle system: the two-body interactions among all pairs within the selected triplet and the genuine three-body interaction. To access only the genuine three-body correlations, one can use cumulants. Given random variables X_i , the cumulant for a triplet is defined by Kubo [50] as

$$\begin{aligned} \langle X_1 X_2 X_3 \rangle_c &= \langle X_1 X_2 X_3 \rangle - \{ \langle X_1 X_2 \rangle \langle X_3 \rangle \\ &+ \langle X_2 X_3 \rangle \langle X_1 \rangle + \langle X_3 X_1 \rangle \langle X_2 \rangle \} \\ &+ 2 \langle X_1 \rangle \langle X_2 \rangle \langle X_3 \rangle, \end{aligned} \tag{8}$$

where $\langle X_i \rangle$ is the expectation value of the variable X_i and $\langle X_i X_j \rangle, \langle X_i X_j X_k \rangle$ are the two- and three-variable joint moments. The three-particle correlation function, defined in Eq. 4, is the three-particle momentum distribution normalised to the mixed-event distribution. The cumulants method can be applied to the numerator which contains the correlated particles, and then the expression is normalised to the mixed-event distribution. The three-particle femtoscopic cumulant c_3 thus can be defined as

$$\begin{aligned} c_3(\mathbf{p}_1, \mathbf{p}_2, \mathbf{p}_3) &= [N_3(\mathbf{p}_1, \mathbf{p}_2, \mathbf{p}_3) - N_2(\mathbf{p}_1, \mathbf{p}_2)N_1(\mathbf{p}_3) \\ &- N_2(\mathbf{p}_2, \mathbf{p}_3)N_1(\mathbf{p}_1) - N_2(\mathbf{p}_3, \mathbf{p}_1)N_1(\mathbf{p}_2) \\ &+ 2N_1(\mathbf{p}_1)N_1(\mathbf{p}_2)N_1(\mathbf{p}_3)] / \\ &N_1(\mathbf{p}_1)N_1(\mathbf{p}_2)N_1(\mathbf{p}_3), \end{aligned} \tag{9}$$

where $N_3(\mathbf{p}_1, \mathbf{p}_2, \mathbf{p}_3)$ and $N_2(\mathbf{p}_i, \mathbf{p}_j)$ are the same-event three- and two-particle momentum distributions; $N_1(\mathbf{p}_i)$ is the single-particle momentum distribution; the product terms $N_2(\mathbf{p}_i, \mathbf{p}_j)N_1(\mathbf{p}_k)$ and $N_1(\mathbf{p}_i)N_1(\mathbf{p}_j)N_1(\mathbf{p}_k)$ indicate the mixed event distributions. Thus one can further rewrite the femtoscopic cumulant as

$$\begin{aligned} c_3(\mathbf{p}_1, \mathbf{p}_2, \mathbf{p}_3) &= C(\mathbf{p}_1, \mathbf{p}_2, \mathbf{p}_3) - C([\mathbf{p}_1, \mathbf{p}_2], \mathbf{p}_3) \\ &- C([\mathbf{p}_2, \mathbf{p}_3], \mathbf{p}_1) - C([\mathbf{p}_3, \mathbf{p}_1], \mathbf{p}_2) + 2. \end{aligned} \tag{10}$$

This method has been already successfully applied within the ALICE Collaboration to study the possibility of coherent pion production by measuring three-pion femtoscopic

cumulants in Refs. [48,49]. Theorem I from Ref. [50] enunciates that the three-particle cumulant is zero if the variables X_i, X_j, \dots can be divided into two or more groups that are statistically independent. In case of femtoscopic cumulants, this translates into $c_3(\mathbf{p}_1, \mathbf{p}_2, \mathbf{p}_3) = 0$ in the absence of genuine three-body correlations. Therefore, the measurements of non-vanishing values of c_3 can be used as an experimental confirmation of the existence of genuine three-body effects.

If genuine three-body correlations are not present in the particle triplet, the three-particle correlation function can be expressed using only lower order contributions as follows

$$\begin{aligned} C^{\text{two-body}}(\mathbf{p}_1, \mathbf{p}_2, \mathbf{p}_3) &= C([\mathbf{p}_1, \mathbf{p}_2], \mathbf{p}_3) + C([\mathbf{p}_2, \mathbf{p}_3], \mathbf{p}_1) \\ &+ C([\mathbf{p}_3, \mathbf{p}_1], \mathbf{p}_2) - 2. \end{aligned} \tag{11}$$

In Eq. 11, $C([\mathbf{p}_i, \mathbf{p}_j], \mathbf{p}_k)$ is built by combining particles i and j from the same event with particle k from another event to obtain the numerator ($N_2(\mathbf{p}_i, \mathbf{p}_j)N_1(\mathbf{p}_k)$) of the correlation function while the denominator ($N_1(\mathbf{p}_1)N_1(\mathbf{p}_2)N_1(\mathbf{p}_3)$) is estimated using three particles from three different events as described in Sect. 2.2.

2.4 Projector method

An alternative method to isolate the genuine three-body contribution to the measured three-particle correlation functions is the projector method [51]. This method makes use of the subtraction rule provided by the Kubo’s cumulant decomposition (Eq. 10) but, instead of evaluating them with the data-driven approach based on event mixing described above, it calculates $C([\mathbf{p}_i, \mathbf{p}_j], \mathbf{p}_k)$ using the measured or the calculated two-particle correlation function and the projection of the third non-interacting (spectator) particle. The method is described in Ref. [51]. Given the three-particle correlation function, $C(Q_3)$, and the two-body correlation functions, $C(k_{ij}^*)$, the projector method provides a kinematic transformation from the relative momentum k_{ij}^* of the interacting pairs ij to the Q_3 of the three-body system ($i - j - k$) under study. The transformation is given by the following integral in the momentum space

$$C_{ij}(Q_3) = \int C(k_{ij}^*) W_{ij}(k_{ij}^*, Q_3) dk_{ij}^*, \tag{12}$$

where the indices ij denote the interacting pair and the projector function W_{ij} is equal to [51]

$$W_{ij}(k_{ij}^*, Q_3) = \frac{16(\alpha\gamma - \beta^2)^{3/2}k_{ij}^{*2}}{\pi Q_3^4\gamma^2} \sqrt{\gamma Q_3^2 - (\alpha\gamma - \beta^2)k_{ij}^{*2}}. \tag{13}$$

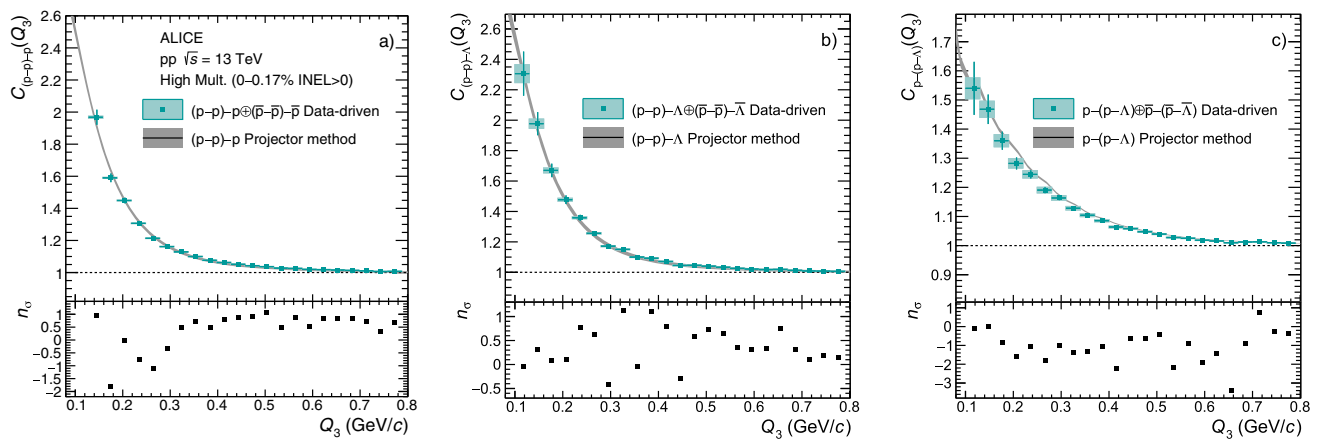


Fig. 1 The upper panels show the comparison of the two-particle correlations projected on three-particle phase space obtained using the data-driven approach based on event mixing (green points) and the projector method (grey band). The resulting correlation functions are shown for (p-p)-p (a), (p-p)-Λ (b) and p-(p-Λ) (c) cases. The error bars and

the boxes represent the statistical and systematic uncertainties, respectively. The grey band includes systematic and statistical uncertainties summed in quadrature. The lower panels show the deviations between the data-driven approach and the projector method, expressed in terms of n_σ

The constants α , β and γ depend on the particle masses.¹ The integral in Eq. 12 can be evaluated using the measured p-p and p-Λ correlation functions from Refs. [41,57,63]. The resulting correlation functions are compared to the ones obtained by employing the data-driven method (Eq. 11) and shown in Fig. 1. Panel (a) shows the (p-p)-p correlation function, the green points are obtained using the data-driven approach and the grey band is obtained with the projector method. The statistical and systematic uncertainties are shown separately for the data driven method, while the width of the grey band represents the sum in quadrature of the statistical and systematic uncertainties for the projector method. The statistical uncertainties of all the measured correlation functions have been estimated using a bootstrap [63] method by sampling same- and mixed-event counts from Poisson distributions. The statistical uncertainties shown correspond to the central 68% confidence interval and are consistent with the uncertainties obtained employing the standard error propagation method. The systematic uncertainties are estimated by varying the selection criteria of the particle candidates as described in Sect. 2.1. Panels (b) and (c) show the same comparison for the (p-p)-Λ and the p-(p-Λ) correlation functions. The number of events used for mixing to obtain

(p-p)-p and (p-p)-Λ correlation functions is 30. The numerator of p-(p-Λ) correlation function requires p-Λ pairs in same event sample, which are less abundant than p-p pairs. Thus to obtain good statistical precision, the number of events used for mixing (to account for the third uncorrelated particle) must be increased to 100 in case of p-(p-Λ) triplets.

The results from the data-driven and the projector method are in good agreement between each other. The number of deviations n_σ in each bin are shown in the bottom panels of Fig. 1, where σ is the combined statistical and systematic uncertainty for both the experimental data and the projector. The agreement in the region $Q_3 < 0.8$ GeV/c has been evaluated by performing a χ^2 test. The χ^2 is calculated combining the n_σ values of each bin. Finally, the p value from the χ^2 -distribution is computed and the global n_σ values are extracted. The latter amount to 0.167, 0.0006 and 2.75 for (p-p)-p, (p-p)-Λ and p-(p-Λ), respectively. The data-driven method requires the usage of the third particle in the triplet from the mixed-event data sample and consequently the statistical uncertainty depends on the number of events used for mixing, while the projector method does not have this limitation. Thus, the latter significantly reduces the total uncertainty in the evaluation of the two-particle correlation effect on the three-particle correlation functions. For this reason, the projector method is used to calculate the three-particle cumulants for the p-p-p and p-p-Λ triplets.

The total two-particle contribution to the three-particle correlation function is obtained by substituting all terms on the right-hand side of Eq. 11 with the corresponding kinematic transformation, i.e.

$$C^{\text{two-body}}(Q_3) = C_{12}(Q_3) + C_{23}(Q_3) + C_{31}(Q_3) - 2, \tag{14}$$

¹

$$\alpha = \frac{4 m_k^2}{(m_i + m_k)^2} + \frac{4 m_k^2}{(m_j + m_k)^2} + 4;$$

$$\beta = \frac{4 m_k(m_i + m_j + m_k)}{m_i + m_j} \left[\frac{m_j}{(m_j + m_k)^2} - \frac{m_i}{(m_i + m_k)^2} \right];$$

$$\gamma = \frac{4 (m_i + m_j + m_k)^2}{(m_i + m_j)^2} \left[\frac{m_i^2}{(m_i + m_k)^2} + \frac{m_j^2}{(m_j + m_k)^2} \right].$$

where the indices refer to the label of the correlated pairs. In the case of $p\text{-}p\text{-}p$ we have

$$C_{p\text{-}p\text{-}p}^{\text{two-body}}(Q_3) = 3 C_{(p\text{-}p)\text{-}p}(Q_3) - 2, \tag{15}$$

and in the case of $p\text{-}p\text{-}\Lambda$ we have

$$C_{p\text{-}p\text{-}\Lambda}^{\text{two-body}}(Q_3) = C_{(p\text{-}p)\text{-}\Lambda}(Q_3) + 2 C_{p\text{-}(p\text{-}\Lambda)}(Q_3) - 2. \tag{16}$$

The resulting total lower-order contributions to the three-particle correlation functions (Eqs. 15 and 16) are shown in Fig. 2. The agreement between the data-driven approach and the projector method predictions translate into $n_\sigma = 0.167$ and $n_\sigma = 0.0014$ for the $p\text{-}p\text{-}p$ and $p\text{-}p\text{-}\Lambda$ lower-order contributions, respectively.

2.5 Decomposition of the three-particle cumulants

The experimental determination of the correlation function is mainly distorted by two distinct impurities in the candidate sample: misidentified particles and feed-down particles originating from weakly decaying particles. This introduces additional contributions to the correlation function of interest. These contributions are either assumed to be flat or, when the interaction is known, they are explicitly considered as discussed in Ref. [39]. The contributions to the correlation function stemming from decaying particles or impurities of the sample are weighted with the so-called λ parameters. By adopting this technique the residual correlations can be included in the final description of the experimental correlation function of two particles as

$$C(k^*) = 1 + \lambda_{00}(C_{00}(k^*) - 1) + \sum_{ij \neq 00} \lambda_{ij}(C_{ij}(k^*) - 1), \tag{17}$$

where the $ij \neq 00$ denote all possible impurity and feed-down contributions and the $ij = 00$ is the correctly identified primary particle contribution. These λ parameters are obtained employing single particle properties such as the purity and feed-down probability. The underlying mathematical formalism is outlined in Ref. [39]. This mechanism has been extended to the three-particle case and the genuine three-particle cumulants can be obtained by subtracting the impurity and feed-down contributions from the measured cumulants. The full mathematical derivation is presented in Appendix C. The final expression of the genuine three-particle cumulants is

$$c(X_0 Y_0 Z_0) = \frac{1}{\lambda_{X_0 Y_0 Z_0}(XYZ)} \left(c(XYZ) - \sum_{i,j,k \neq (X_0 Y_0 Z_0)} \lambda_{i,j,k}(XYZ) c(X_i Y_j Z_k) \right), \tag{18}$$

where X, Y and Z represent three generic particle species, the index 0 refers to correctly identified primary particle and the indexes i, j, k refer to misidentified or to secondary particles of a generic particle species. As shown in Appendix C, the specific weights λ depend on the purity and feed-down fraction of the single particles and are found to be equal to $\lambda_{X_0 Y_0 Z_0}(\text{ppp}) = 0.618$ and $\lambda_{X_0 Y_0 Z_0}(\text{pp}\Lambda) = 0.405$ for the $p\text{-}p\text{-}p$ and $p\text{-}p\text{-}\Lambda$ cumulants, respectively. Only 60% (40%) of the $(p\text{-}p\text{-}\Lambda)$ triplets correspond to correctly identified primary particles.

In the following, the results for the $p\text{-}p\text{-}p$ cumulants will be corrected according to the evaluated λ parameters assuming that all the three-particle contributions stemming from feed-down and impurities are flat in the momentum space. This assumption is supported by the observation that the measured $p\text{-}p\text{-}\Lambda$ cumulants are consistent with zero within uncertainties (see Fig. 4 and the discussion in Sect. 3). The correction is not applied to the $p\text{-}p\text{-}\Lambda$ cumulants because the shape of the feed-down contribution is not known and also because the statistical uncertainties are too large to provide any sensitivity to the three particle correlations.

3 Results

The measured three-particle correlation functions for $p\text{-}p\text{-}p$ and $p\text{-}p\text{-}\Lambda$ triplets are shown in Fig. 3 on the left and right panels, respectively. The number of events used for mixing for both cases is 30. The total number of same event triplets that are present at the range $Q_3 < 0.8$ GeV/c are 17840 for $p\text{-}p\text{-}p$, 10980 for $\bar{p}\text{-}\bar{p}\text{-}\bar{p}$, 9191 for $p\text{-}p\text{-}\Lambda$ and 5886 for $\bar{p}\text{-}\bar{p}\text{-}\Lambda$. The green symbols represent the data points with their statistical and systematic uncertainties, while the grey bands correspond to the lower-order two-body interaction contributions obtained using the projector method already shown in Fig. 2. The non-femtoscopic contributions to the measured correlation functions, evaluated using Monte Carlo simulations, are found to be negligibly small (see Appendix A for a detailed discussion).

In the low Q_3 region, the measured correlation functions deviate from the projected lower order contributions obtained using only two-particle correlations. The genuine three-body effects are then isolated by evaluating the cumulants

$$c_3(Q_3) = C(Q_3) - C^{\text{two-body}}(Q_3). \tag{19}$$

The lower-order contribution $C^{\text{two-body}}(Q_3)$ obtained with the projector method is used. The results for $p\text{-}p\text{-}p$ and $p\text{-}p\text{-}\Lambda$ triplets are shown in Fig. 4 on the left and right panels, respectively.

The $p\text{-}p\text{-}p$ cumulant, already corrected for the feed-down contributions, is negative for $0.16 < Q_3 < 0.22$ GeV/c, while the large statistical uncertainty in the lowest Q_3 interval prevents a conclusion on the sign for $Q_3 < 0.16$ GeV/c. The

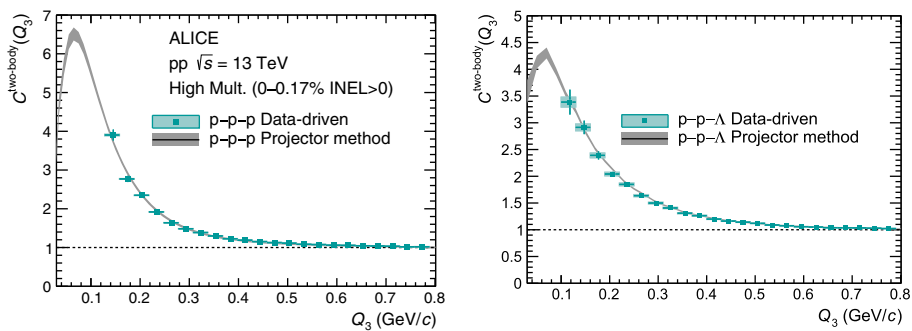


Fig. 2 Comparison of the total two-particle contribution to the three-particle correlation functions obtained using the data-driven approach (green points) and the projector method (grey band). The resulting correlation functions are shown for p-p-p (left panel) and p-p- Λ (right

panel). The error bars and the boxes represent the statistical and systematic uncertainties, respectively. The grey band includes systematic and statistical uncertainties summed in quadrature

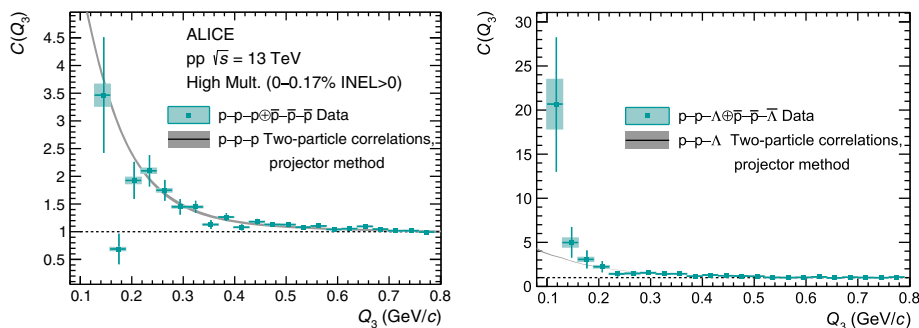


Fig. 3 Measured p-p-p (left panel) and p-p- Λ (right panel) three-particle correlation functions. The green points show the experimental results, the error bars and the boxes represent the statistical and systematic uncertainties, respectively. The grey bands represent the expected

tations for the lower-order two-particle correlations obtained using the projector method and the band width is obtained including systematic and statistical uncertainties summed in quadrature

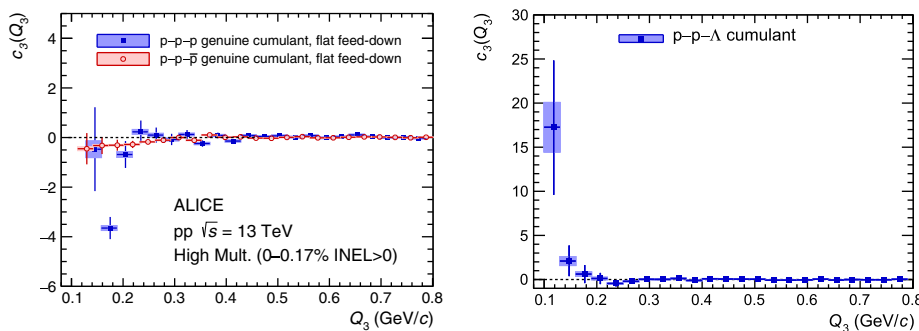


Fig. 4 Three-particle cumulants for p-p-p (left panel, blue square symbols) and p-p- Λ (right panel) triplets obtained by subtracting the lower-order contributions from the measured three-particle correlation functions shown in Fig. 3. The p-p-p cumulant in the left panel is further corrected for the feed-down contributions from decaying particles and

represents thus, the cumulant for the correctly identified primary protons (see Sect. 2.5 for details). The dashed lines correspond to the assumption that there are no genuine three-body correlations $c_3(Q_3) = 0$. The red open circles in left panel represent the cumulant for p-p-p triplets (for more details see the main text)

agreement between the measured cumulant and the assumption that there are no genuine three-body effects is evaluated using the χ^2 test in the region $Q_3 < 0.4$ GeV/c, where the two-body interactions are prominent. There is no theoretical or experimental knowledge on the exact Q_3 range where three-body effects become relevant, however they are

expected to contribute at lower or same Q_3 values as the two-body interactions. For this reason, the region of two-body forces was chosen. The obtained p-value corresponds to 6.7 standard deviations. If the cumulant is obtained using data-driven method to estimate lower order contributions, it results in 6.0 standard deviations. This result hints to the presence of

an effect beyond the two-body interactions in the p - p - p system that could be either due to Pauli blocking (Fermi-Dirac quantum statistics) at the three particle level [64] or to the contribution of a three-body nuclear repulsive interactions. Long-range Coulomb interactions may also lead to significant contributions [65]. More quantitative conclusions on the interpretation of the non-zero cumulant require more sophisticated calculations for the three-body system. The present analysis demonstrates the experimental accessibility of the three-baryon cumulant in the data sample of pp collisions at $\sqrt{s} = 13$ TeV recorded by ALICE. In addition to the p - p - p system, the mixed-charge p - p - \bar{p} case has also been studied (see Appendix B for details). In the case of p - p - \bar{p} , the two-body p - p - \bar{p} interaction contains both elastic and inelastic components, previously measured in an independent analysis [46]; the p - p interaction is well known from scattering data [66, 67] and verified by correlation measurements [39, 57, 68]; and the genuine three-body strong interaction for the p - p - \bar{p} triplet should be negligible. The extracted cumulant for p - p - \bar{p} is shown in the left panel of Fig. 4 by the red open circles. Since the number of the mixed-charge triplets is a factor four higher than the one of the same-charge triplets, it is possible to extend the measurement of the three-particle correlation to lower Q_3 values. The correction for the feed-down contributions has been applied and the statistical and systematic uncertainties are shown. The p - p - \bar{p} cumulant evaluated using the projector method (data-driven approach) agrees with the assumption of only two-body correlations present in the system within 2.1 (2.2) standard deviations in the region $Q_3 < 0.4$ GeV/ c and within 0.9 (0.9) standard deviations in the region $Q_3 < 0.2$ GeV/ c , suggesting that genuine three-body effects are not statistically significant. This result as well demonstrates that the measured p - p - p cumulant deviation from zero is not due to detector effects.

In the case of p - p - Λ , a positive cumulant is measured at $Q_3 < 0.16$ GeV/ c . The p -value obtained from the χ^2 test in the region $Q_3 < 0.4$ GeV/ c corresponds to a deviation of 0.8σ from the assumption that no genuine three-body correlations are present. Using data-driven method to estimate lower order contributions results in 0.8σ as well. A similar value is found by repeating the significance test with the Fisher method, meaning that the measured cumulant is compatible with the assumption of no genuine three-body effects within the uncertainties. The current measurement does not allow to draw any firm conclusion yet on the three-body interaction in the p - p - Λ system, but since in this case only two of the particles are identical and charged, a non zero cumulant can be directly linked to the presence of a strong three-body interaction. It is estimated that employing a three-baryon event filtering during the upcoming Run 3 data taking should increase the number of triplets by a factor up to 500 for the target integrated luminosity of 200 nb^{-1} at $\sqrt{s} = 13.6$ TeV [69]. This opens up the possibility of

measuring precisely the three-body correlations for both the p - p - p and p - p - Λ systems.

4 Conclusions

In this article, the first femtoscopic study of the p - p - p and p - p - Λ systems measured in high-multiplicity pp collisions at $\sqrt{s} = 13$ TeV with the ALICE detector has been presented. In the chosen colliding system, hadrons are emitted at average relative distances of about 1 fm providing a unique environment to test three-body interactions at scales shorter than inter-particle ones in nuclei. The data collected during the LHC Run 2 enabled the measurement of the p - p - p and p - p - Λ correlation functions in the low Q_3 region down to 0.1 GeV/ c , giving access to the region where the effects of the hadronic two- and three-body interactions are more pronounced. The genuine three-particle correlations have been isolated using the Kubo's cumulant expansion method. The lower-order two-body contributions have been estimated employing both a data-driven event mixing technique and a newly developed projector method. The two approaches have been compared and found to be in good agreement between each other, providing the first validation of the projector method using the data. The extracted p - p - p and p - p - Λ cumulants deviate from zero in the low Q_3 region. In the case of p - p - p , a negative three-particle cumulant is measured. The p -value extracted from the χ^2 test corresponds to a deviation of 6.7σ from the assumption of only two-body correlations present in the system for $Q_3 < 0.4$ GeV/ c . The obtained result provides an experimental hint to the presence of an effect beyond pairwise interactions in the p - p - p system. The observed deviation could be due to genuine three-body effects arising from: Pauli blocking, short-range strong interactions, or long-range Coulomb interactions. Refined three-body system calculations are required to give a solid interpretation of the measurement. The mixed-charge p - p - \bar{p} cumulant has also been measured as a benchmark and the result is consistent with the assumption that only two-body correlations are present in the system showing that the effect observed for the p - p - p system is a genuine one. In the case of p - p - Λ , a positive cumulant is observed at low Q_3 . The deviation from zero at $Q_3 < 0.4$ GeV/ c is 0.8σ , which suggests no significant deviation from the assumption that only two-body correlations are present in the system within the current uncertainties. For this system, where one particle is uncharged and only two particles are identical, genuine three-particle correlations can be directly linked to the three-body strong interaction. The upcoming LHC Run 3 data taking will provide significantly larger samples of measured triplets, allowing more quantitative conclusions to be drawn for many-body dynamics.

The analysis presented in this article represents a first important step towards the direct measurement of the three-body interaction among baryons, demonstrating that genuine three-particle effects can be studied using three-particle correlation functions as experimental observables.

Acknowledgements The ALICE Collaboration is grateful to Prof. Alejandro Kievsky for the fruitful discussions on the theoretical aspects of three-body systems. The ALICE Collaboration would like to thank all its engineers and technicians for their invaluable contributions to the construction of the experiment and the CERN accelerator teams for the outstanding performance of the LHC complex. The ALICE Collaboration gratefully acknowledges the resources and support provided by all Grid centres and the Worldwide LHC Computing Grid (WLCG) collaboration. The ALICE Collaboration acknowledges the following funding agencies for their support in building and running the ALICE detector: A. I. Alikhanyan National Science Laboratory (Yerevan Physics Institute) Foundation (ANSL), State Committee of Science and World Federation of Scientists (WFS), Armenia; Austrian Academy of Sciences, Austrian Science Fund (FWF): [M 2467-N36] and Nationalstiftung für Forschung, Technologie und Entwicklung, Austria; Ministry of Communications and High Technologies, National Nuclear Research Center, Azerbaijan; Conselho Nacional de Desenvolvimento Científico e Tecnológico (CNPq), Financiadora de Estudos e Projetos (Finep), Fundação de Amparo à Pesquisa do Estado de São Paulo (FAPESP) and Universidade Federal do Rio Grande do Sul (UFRGS), Brazil; Bulgarian Ministry of Education and Science, within the National Roadmap for Research Infrastructures 2020–2027 (object CERN), Bulgaria; Ministry of Education of China (MOEC), Ministry of Science & Technology of China (MSTC) and National Natural Science Foundation of China (NSFC), China; Ministry of Science and Education and Croatian Science Foundation, Croatia; Centro de Aplicaciones Tecnológicas y Desarrollo Nuclear (CEADEN), Cubaenergía, Cuba; Ministry of Education, Youth and Sports of the Czech Republic, Czech Republic; The Danish Council for Independent Research | Natural Sciences, the VILLUM FONDEN and Danish National Research Foundation (DNRF), Denmark; Helsinki Institute of Physics (HIP), Finland; Commissariat à l’Energie Atomique (CEA) and Institut National de Physique Nucléaire et de Physique des Particules (IN2P3) and Centre National de la Recherche Scientifique (CNRS), France; Bundesministerium für Bildung und Forschung (BMBF) and GSI Helmholtzzentrum für Schwerionenforschung GmbH, Germany; General Secretariat for Research and Technology, Ministry of Education, Research and Religions, Greece; National Research, Development and Innovation Office, Hungary; Department of Atomic Energy Government of India (DAE), Department of Science and Technology, Government of India (DST), University Grants Commission, Government of India (UGC) and Council of Scientific and Industrial Research (CSIR), India; National Research and Innovation Agency - BRIN, Indonesia; Istituto Nazionale di Fisica Nucleare (INFN), Italy; Japanese Ministry of Education, Culture, Sports, Science and Technology (MEXT) and Japan Society for the Promotion of Science (JSPS) KAKENHI, Japan; Consejo Nacional de Ciencia (CONACYT) y Tecnología, through Fondo de Cooperación Internacional en Ciencia y Tecnología (FONCICYT) and Dirección General de Asuntos del Personal Académico (DGAPA), Mexico; Nederlandse Organisatie voor Wetenschappelijk Onderzoek (NWO), Netherlands; The Research Council of Norway, Norway; Commission on Science and Technology for Sustainable Development in the South (COMSATS), Pakistan; Pontificia Universidad Católica del Perú, Peru; Ministry of Education and Science, National Science Centre and WUT ID-UB, Poland; Korea Institute of Science and Technology Information and National Research Foundation of Korea (NRF), Republic of Korea; Ministry of Education and Scientific Research, Institute of Atomic Physics, Ministry of Research and

Innovation and Institute of Atomic Physics and University Politehnica of Bucharest, Romania; Ministry of Education, Science, Research and Sport of the Slovak Republic, Slovakia; National Research Foundation of South Africa, South Africa; Swedish Research Council (VR) and Knut & Alice Wallenberg Foundation (KAW), Sweden; European Organization for Nuclear Research, Switzerland; Suranaree University of Technology (SUT), National Science and Technology Development Agency (NSTDA), Thailand Science Research and Innovation (TSRI) and National Science, Research and Innovation Fund (NSRF), Thailand; Turkish Energy, Nuclear and Mineral Research Agency (TEN-MAK), Turkey; National Academy of Sciences of Ukraine, Ukraine; Science and Technology Facilities Council (STFC), United Kingdom; National Science Foundation of the United States of America (NSF) and United States Department of Energy, Office of Nuclear Physics (DOE NP), United States of America. In addition, individual groups or members have received support from: Marie Skłodowska Curie, European Research Council, Strong 2020-Horizon 2020 (grant nos. 950692, 824093, 896850), European Union; Academy of Finland (Center of Excellence in Quark Matter) (grant nos. 346327, 346328), Finland; Programa de Apoyos para la Superación del Personal Académico, UNAM, Mexico.

Funding Information Open access funding provided by CERN (European Organization for Nuclear Research)

Data Availability Statement This manuscript has associated data in a data repository. [Authors’ comment: Manuscript has associated data in a HEPData repository at <https://www.hepdata.net/record/ins2092560>.]

Open Access This article is licensed under a Creative Commons Attribution 4.0 International License, which permits use, sharing, adaptation, distribution and reproduction in any medium or format, as long as you give appropriate credit to the original author(s) and the source, provide a link to the Creative Commons licence, and indicate if changes were made. The images or other third party material in this article are included in the article’s Creative Commons licence, unless indicated otherwise in a credit line to the material. If material is not included in the article’s Creative Commons licence and your intended use is not permitted by statutory regulation or exceeds the permitted use, you will need to obtain permission directly from the copyright holder. To view a copy of this licence, visit <http://creativecommons.org/licenses/by/4.0/>.

Appendix A: Monte Carlo studies

One of the benchmarks of the presented analysis consists in verifying that the three-particle correlations obtained from PYTHIA 8 [70] (Monash 2013 Tune) simulations do not show any significant deviation from unity. Indeed, no FSIs – either two- or three-particle – are included in the simulated and reconstructed Monte Carlo data using the PYTHIA 8 event generator for pp collisions at $\sqrt{s} = 13$ TeV, thus Monte Carlo can neither be used to estimate the lower-order contributions (two-body correlations) nor genuine three-body effects. Figure 5 shows the comparison between the measured and simulated correlation functions as a function of Q_3 , where the simulation includes a dedicated high-multiplicity selection to mimic the V0 high-multiplicity trigger in the real data. The green symbols represent the experimental data while the black symbols refer to the simulation. The simu-

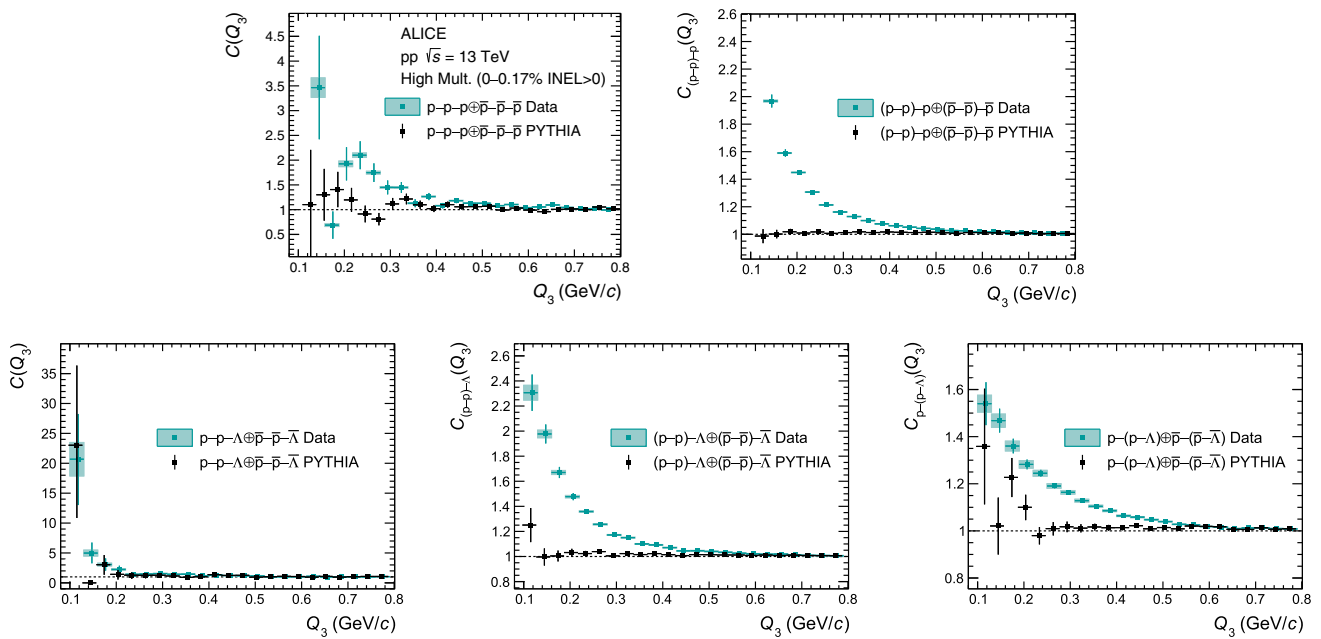


Fig. 5 The comparison between the correlation functions obtained from the measurements (green) and from the PYTHIA 8 event generator with a dedicated high-multiplicity selection to mimic the V0 high-multiplicity trigger (black)

lated correlation functions are consistent with unity for the entire $Q_3 < 0.8$ GeV/c range, showing that there are no effects caused by the track reconstruction in the detector, as well as no sign of mini-jets contribution (see more details in Ref. [46]) and that the energy and momentum conservation effects are eventually present at larger values of Q_3 that are not relevant for the studies carried out in this work. Also the simulations of the lower-order contributions display the same behaviour.

Appendix B: Mixed-charge correlation studies

An additional benchmark for the $p-p-p$ cumulant result and the measured deviation from zero has been considered by studying the $p-p-\bar{p}$ triplets. Identical event and track selection criteria and systematic variations as those employed for the $p-p-\bar{p}$ analysis have been used. The rejection in the $\Delta\eta-\Delta\varphi$ plane (see Sect. 2.2 for the details) has been applied only for same-charge pairs in the triplet. The obtained correlation functions for $p-p-\bar{p}$, $(p-p)-\bar{p}$ and $(p-\bar{p})-p$ triplets with the corresponding statistical and systematic uncertainties are shown in panels (a), (b) and (c) of Fig. 6, respectively. The grey bands are obtained using the projector method following the procedure described in Sect. 2.4. The $(p-p)-\bar{p}$ correlation functions obtained with the data-driven approach and the projector method (panel b) in Fig. 6 are in agreement

with the $(p-p)-p$ results (panel a) in Fig. 1. This is consistent with the expectation from Eqs. 12 and 13, since such correlation functions depend only on the correlation of the two particles in the same event and on the mass of the uncorrelated particle, which are identical in the $(p-p)-\bar{p}$ and $(p-p)-p$ systems. The $(p-\bar{p})-p$ correlation function reflects the interplay of FSIs and non-femtoscopic correlations measured in the study of $p-\bar{p}$ pairs [46]. The grey band in panel (c) of Fig. 6 is obtained by using as input of Eq. 12 the correlation function $C(k^*)$ of $p-\bar{p}$ pairs emitted in $p-p-\bar{p}$ triplets with $Q_3 < 1$ GeV/c. Such selection is performed in order to use $p-\bar{p}$ pairs produced in similar shape events as those where low Q_3 triplets are found. The requirement is necessary for $p-\bar{p}$ correlations due to the mini-jet contribution [46] which is instead not present in $p-\Lambda$ and $p-p$ (see e.g. [71]). The systematics induced by this additional selection are considered in the uncertainties.

The $p-p-\bar{p}$ cumulant is obtained using the projector method and it is shown in Fig. 4 by red circular symbols. The result is compatible with zero within the statistical and systematic uncertainties, demonstrating that strong-interaction as well as Coulomb effects on three-particle level are not statistically significant in $p-p-\bar{p}$.

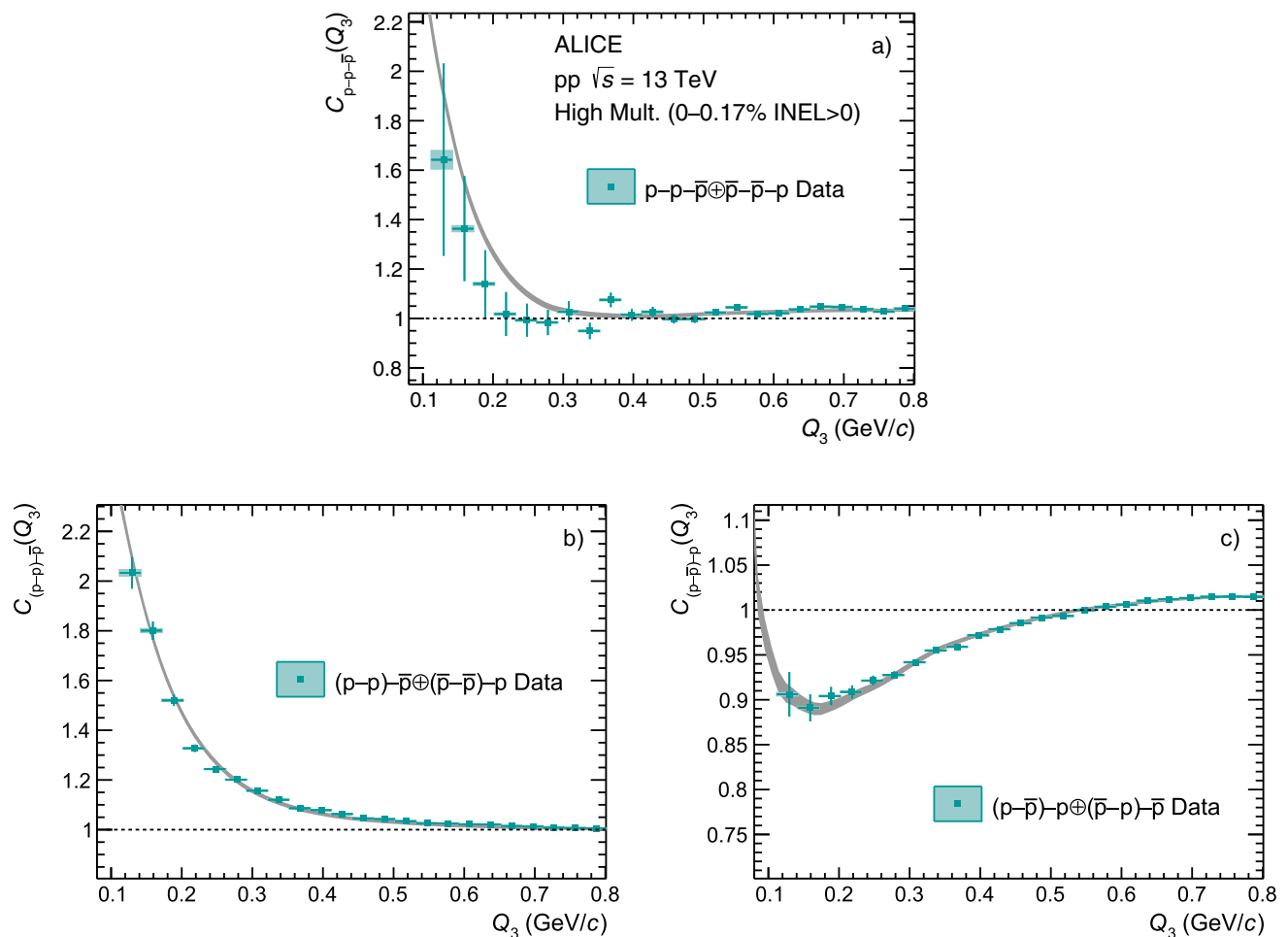


Fig. 6 Panel (a) shows the correlation function for $p-p-\bar{p}$ triplets (green data points) and the total lower order contributions (grey band). Panels (b) and (c) show the $(p-p)-\bar{p}$ and $(p-\bar{p})-p$ lower-order contributions to the measured $p-p-\bar{p}$ correlation function. The error bars and

the boxes represent the statistical and systematic uncertainties, respectively. The grey band includes systematic and statistical uncertainties summed in quadrature obtained from the projector method

Appendix C: Feed-down contributions

The measured femtosopic correlations do not originate only from correctly identified primary particles but they include as well contributions from misidentified particles and feed-down particles originating from weakly decaying hadrons. In case of two-body femtoscopy, the decomposition method explained in Sect. 2.5 and the Eq. 17 can be used to account for such impurities and feed-down effects.

This method can be extended to the three-particle case. The total data sample X contains the particles which stem from feed-down X_F , misidentified particles X_M and the correctly identified primary particles X_0 . Both feed-down and misidentified particles can originate from different channels and the contributions can be expressed as

$$X_F = \sum_{i=1}^{N_F} X_i, \tag{C.1}$$

$$X_M = \sum_{i=N_F+1}^{N_F+N_M} X_i, \tag{C.2}$$

where N_F and N_M are the number of feed-down and misidentification contributions. The purity is the fraction of correctly identified particles to the total number of particles in the data sample and can be defined as

$$\mathcal{P}(X) = (X_0 + X_F) / X. \tag{C.3}$$

The correctly identified particles can stem from the decays of particles and for this purpose the channel fraction $f(X_i)$ is defined as

$$f(X_i) = X_i / (X_0 + X_F). \tag{C.4}$$

The fraction of specific channel in the whole data sample then can be written as

$$P(X_i) = \mathcal{P}(X_i) f(X_i) = \frac{X_i}{X}. \tag{C.5}$$

The correlation function for three particles can be written as

$$C(XYZ) = \frac{N(XYZ)}{M(XYZ)}, \tag{C.6}$$

where N and M are the yields of XYZ triplet in same and mixed events, respectively. Using the identities introduced before one can write

$$N(XYZ) = N \left(\sum_{i,j,k} X_i Y_j Z_k \right) = \sum_{i,j,k} N(X_i Y_j Z_k), \tag{C.7}$$

$$M(XYZ) = M \left(\sum_{i,j,k} X_i Y_j Z_k \right) = \sum_{i,j,k} M(X_i Y_j Z_k). \tag{C.8}$$

The correlation function then can be rewritten as

$$\begin{aligned} C(XYZ) &= \frac{\sum_{i,j,k} N(X_i Y_j Z_k)}{M(XYZ)} \\ &= \sum_{i,j,k} \frac{N(X_i Y_j Z_k)}{M(XYZ)} \frac{M(X_i Y_j Z_k)}{M(X_i Y_j Z_k)} \\ &= \sum_{i,j,k} \underbrace{\frac{N(X_i Y_j Z_k)}{M(X_i Y_j Z_k)}}_{C_{i,j,k}(XYZ)} \underbrace{\frac{M(X_i Y_j Z_k)}{M(XYZ)}}_{\lambda_{i,j,k}(XYZ)} \\ &= \sum_{i,j,k} \lambda_{i,j,k}(XYZ) C_{i,j,k}(XYZ), \end{aligned} \tag{C.9}$$

where $C_{i,j,k}(XYZ)$ is the correlation function of the i, j, k -th channel of origin of the particles X, Y, Z and the $\lambda_{i,j,k}(XYZ)$ is the weight for such correlation. This parameter depends only on the mixed event sample and can be related to previously introduced single particle quantities, channel fraction and purity, as follows

$$\begin{aligned} \lambda_{i,j,k}(XYZ) &= \frac{M(X_i Y_j Z_k)}{M(XYZ)} \\ &= \frac{M(X_i)}{M(X)} \frac{M(Y_j)}{M(Y)} \frac{M(Z_k)}{M(Z)} \\ &= P(X_i) P(Y_j) P(Z_k) \\ &= \mathcal{P}(X_i) f(X_i) \mathcal{P}(Y_j) f(Y_j) \mathcal{P}(Z_k) f(Z_k). \end{aligned} \tag{C.10}$$

To study the lower-order contributions in the measured three-particle correlation function, one needs to define the decomposition for the measurement of two correlated particles. In such case, the origin of the third particle in the numerator does not matter as it is uncorrelated. Equation C.9 becomes

$$\begin{aligned} C(XY, Z) &= \frac{\sum_{i,j} N(X_i Y_j, Z)}{M(XY, Z)} \\ &= \sum_{i,j} \frac{N(X_i Y_j, Z)}{M(XY, Z)} \frac{M(X_i Y_j, Z)}{M(X_i Y_j, Z)} \\ &= \sum_{i,j} \underbrace{\frac{N(X_i Y_j, Z)}{M(X_i Y_j, Z)}}_{C_{i,j}(XY, Z)} \underbrace{\frac{M(X_i Y_j, Z)}{M(XY, Z)}}_{\lambda_{i,j}(XY, Z)} \\ &= \sum_{i,j} \lambda_{i,j}(XY, Z) C_{i,j}(XY, Z). \end{aligned} \tag{C.11}$$

Here $C_{i,j}(XY, Z)$ denotes the correlation function where the two correlated particles X and Y are from origin i and j respectively and Z is from any origin. Here $\lambda_{i,j}(XY, Z)$ is

$$\begin{aligned} \lambda_{i,j}(XY, Z) &= \frac{M(X_i Y_j, Z)}{M(XY, Z)} \\ &= \frac{M(X_i)}{M(X)} \frac{M(Y_j)}{M(Y)} \frac{M(Z)}{M(Z)} = P(X_i) P(Y_j) \cdot 1 \\ &= \mathcal{P}(X_i) f(X_i) \mathcal{P}(Y_j) f(Y_j). \end{aligned} \tag{C.12}$$

This notation is valid only if one wants to study the $(X - Y) - Z$ correlation. To obtain the cumulant of the primary particles which were identified correctly, one has to subtract the lower-order correlations, such as $(X - Y) - Z$, from the three-particle correlation. For this purpose, the Eq. C.11 must be rewritten. As previously explained, in case of $(X - Y) - Z$ correlation, the origin of the third uncorrelated particle is not important, which means that $C(XY, Z_l) = C(XY, Z_m)$, where Z_l and Z_m have different origin. As previously shown, the fraction of particles Z_l in the whole data sample is $P(Z_l)$, which can be as well expressed with the λ parameter of one particle $\lambda_l(Z)$. Using the property $1 = \sum_k \lambda_k(Z)$ of the λ parameters in Eq. C.12, one can write

$$\begin{aligned} \lambda_{i,j}(XY, Z) &= \lambda_{i,j}(XY, Z) \sum_k \lambda_k(Z) \\ &= \sum_k \lambda_{i,j}(XY, Z) \lambda_k(Z) \\ &= \sum_k \lambda_{i,j,k}(XYZ), \end{aligned} \tag{C.13}$$

and Eq. C.11 can be rewritten as

$$\begin{aligned} C(XY, Z) &= \sum_{i,j} \lambda_{i,j}(XY, Z) C_{i,j}(XY, Z) \\ &= \sum_{i,j} \lambda_{i,j}(XY, Z) \sum_k \lambda_k(Z) C_{i,j}(XY, Z) \\ &= \sum_{i,j} \sum_k \lambda_{i,j}(XY, Z) \lambda_k(Z) C_{i,j}(XY, Z) \\ &= \sum_{i,j,k} \lambda_{i,j,k}(XYZ) C_{i,j}(XY, Z). \end{aligned} \tag{C.14}$$

In the following, the above formalism is used to obtain the correctly identified primary particle cumulant. Starting with the cumulant expression

$$\begin{aligned}
 c(XYZ) &= C(XYZ) - C(XY, Z) - C(XZ, Y) - C(ZY, X) + 2 \\
 &= \sum_{i,j,k} \lambda_{i,j,k}(XYZ) C_{i,j,k}(XYZ) \\
 &\quad - \sum_{i,j,k} \lambda_{i,j,k}(XYZ) C_{i,j}(XY, Z) \\
 &\quad - \sum_{i,j,k} \lambda_{i,j,k}(XYZ) C_{i,k}(XZ, Y) \\
 &\quad - \sum_{i,j,k} \lambda_{i,j,k}(XYZ) C_{k,j}(ZY, X) + 2, \tag{C.15}
 \end{aligned}$$

the correctly identified primary particle correlations can be isolated from the rest as follows

$$\begin{aligned}
 c(XYZ) &= \left(\lambda_{X_0 Y_0 Z_0}(XYZ) C_{X_0 Y_0 Z_0}(XYZ) \right. \\
 &\quad \left. + \sum_{i,j,k \neq (X_0 Y_0 Z_0)} \lambda_{i,j,k}(XYZ) C_{i,j,k}(XYZ) \right) \\
 &\quad - \left(\lambda_{X_0 Y_0 Z_0}(XY, Z) C_{X_0 Y_0}(XY, Z) \right. \\
 &\quad \left. + \sum_{i,j,k \neq (X_0 Y_0 Z_0)} \lambda_{i,j,k}(XYZ) C_{i,j}(XY, Z) \right) \\
 &\quad - \left(\lambda_{X_0 Y_0 Z_0}(XZ, Y) C_{X_0 Z_0}(XZ, Y) \right. \\
 &\quad \left. + \sum_{i,j,k \neq (X_0 Y_0 Z_0)} \lambda_{i,j,k}(XYZ) C_{i,k}(XZ, Y) \right) \\
 &\quad - \left(\lambda_{X_0 Y_0 Z_0}(ZY, X) C_{Z_0 Y_0}(ZY, X) \right. \\
 &\quad \left. + \sum_{i,j,k \neq (X_0 Y_0 Z_0)} \lambda_{i,j,k}(XYZ) C_{k,j}(ZY, X) \right) + 2. \tag{C.16}
 \end{aligned}$$

Written in such a way, one can already see that the cumulant of the measured correlation function can be expressed as the sum of the correctly identified primary particle cumulant and the cumulant of the rest of the contributions as follows

$$\begin{aligned}
 c(XYZ) &= \lambda_{X_0 Y_0 Z_0}(XYZ) C_{X_0 Y_0 Z_0}(XYZ) \\
 &\quad - \lambda_{X_0 Y_0 Z_0}(XY, Z) C_{X_0 Y_0}(XY, Z) \\
 &\quad - \lambda_{X_0 Y_0 Z_0}(XZ, Y) C_{X_0 Z_0}(XZ, Y) \\
 &\quad - \lambda_{X_0 Y_0 Z_0}(ZY, X) C_{Z_0 Y_0}(ZY, X) \\
 &\quad + \sum_{i,j,k \neq (X_0 Y_0 Z_0)} \lambda_{i,j,k}(XYZ) C_{i,j,k}(XYZ)
 \end{aligned}$$

$$\begin{aligned}
 &- \sum_{i,j,k \neq (X_0 Y_0 Z_0)} \lambda_{i,j,k}(XYZ) C_{i,j}(XY, Z) \\
 &- \sum_{i,j,k \neq (X_0 Y_0 Z_0)} \lambda_{i,j,k}(XYZ) C_{i,k}(XZ, Y) \\
 &- \sum_{i,j,k \neq (X_0 Y_0 Z_0)} \lambda_{i,j,k}(XYZ) C_{k,j}(ZY, X) + 2 \\
 &= \lambda_{X_0 Y_0 Z_0}(XYZ) (C_{X_0 Y_0 Z_0}(XYZ) \\
 &\quad - C_{X_0 Y_0}(XY, Z) - C_{X_0 Z_0}(XZ, Y) - C_{Z_0 Y_0}(ZY, X)) \\
 &\quad + \sum_{i,j,k \neq (X_0 Y_0 Z_0)} \lambda_{i,j,k}(XYZ) (C_{i,j,k}(XYZ) \\
 &\quad - C_{i,j}(XY, Z) - C_{i,k}(XZ, Y) - C_{k,j}(ZY, X)) + 2. \tag{C.17}
 \end{aligned}$$

The terms inside the brackets are almost a cumulant expression, except the +2 term is missing, but one can add and subtract 2 to obtain

$$\begin{aligned}
 c(XYZ) &= \lambda_{X_0 Y_0 Z_0}(XYZ) c(X_0 Y_0 Z_0) \\
 &\quad + \sum_{i,j,k \neq (X_0 Y_0 Z_0)} \lambda_{i,j,k}(XYZ) c(X_i Y_j Z_k) \\
 &\quad - 2 \lambda_{X_0 Y_0 Z_0}(XYZ) - 2 \sum_{i,j,k \neq (X_0 Y_0 Z_0)} \lambda_{i,j,k}(XYZ) + 2 \\
 &= \lambda_{X_0 Y_0 Z_0}(XYZ) c(X_0 Y_0 Z_0) \\
 &\quad + \sum_{i,j,k \neq (X_0 Y_0 Z_0)} \lambda_{i,j,k}(XYZ) c(X_i Y_j Z_k) \\
 &\quad - 2 \sum_{i,j,k} \lambda_{i,j,k}(XYZ) + 2 \\
 &= \lambda_{X_0 Y_0 Z_0}(XYZ) c(X_0 Y_0 Z_0) \\
 &\quad + \sum_{i,j,k \neq (X_0 Y_0 Z_0)} \lambda_{i,j,k}(XYZ) c(X_i Y_j Z_k). \tag{C.18}
 \end{aligned}$$

This is the final result – the cumulant calculated using the measured correlation functions consists of the three correctly identified primary particle cumulant and the cumulant which consist of the rest of possible contributions. In such case, the correctly identified particle cumulant is

$$\begin{aligned}
 c(X_0 Y_0 Z_0) &= \frac{1}{\lambda_{X_0 Y_0 Z_0}(XYZ)} \left(c(XYZ) \right. \\
 &\quad \left. - \sum_{i,j,k \neq (X_0 Y_0 Z_0)} \lambda_{i,j,k}(XYZ) c(X_i Y_j Z_k) \right). \tag{C.19}
 \end{aligned}$$

References

- P. Navrátil, S. Quaglioni, G. Hupin, C. Romero-Redondo, A. Calci, Unified ab initio approaches to nuclear structure and reactions. *Phys. Scr.* **91**(5), 053002 (2016)
- K. Hebeler, J. Holt, J. Menéndez, A. Schwenk, Nuclear forces and their impact on neutron-rich nuclei and neutron-rich matter. *Annu. Rev. Nucl. Part. Sci.* **65**(1), 457–484 (2015). <https://doi.org/10.1146/annurev-nucl-102313-025446>
- M. Duer et al., Observation of a correlated free four-neutron system. *Nature* **606**(7915), 678–682 (2022). <https://doi.org/10.1038/s41586-022-04827-6>
- E. Epelbaum, H.-W. Hammer, U.-G. Meißner, Modern theory of nuclear forces. *Rev. Mod. Phys.* **81**, 1773–1825 (2009). <https://doi.org/10.1103/RevModPhys.81.1773>
- B.R. Barrett, P. Navrátil, J.P. Vary, Ab initio no core shell model. *Prog. Part. Nucl. Phys.* **69**, 131–181 (2013)
- G. Hagen, M. Hjorth-Jensen, G. Jansen, R. Machleidt, T. Papenbrock, Evolution of shell structure in neutron-rich calcium isotopes. *Phys. Rev. Lett.* **109**(3), 032502 (2012)
- G. Hagen, T. Papenbrock, M. Hjorth-Jensen, D.J. Dean, Coupled-cluster computations of atomic nuclei. *Rep. Prog. Phys.* **77**(9), 096302 (2014)
- V. Soma, C. Barbieri, T. Duguet, Ab initio Gorkov-Green's function calculations of open-shell nuclei. *Phys. Rev. C* **87**(1), 011303 (2013)
- R. Roth, J. Langhammer, A. Calci, S. Binder, P. Navrátil, Similarity-transformed chiral $N N + 3 N$ interactions for the ab initio description of ^{12}C and ^{16}O . *Phys. Rev. Lett.* **107**(7), 072501 (2011)
- S.R. Stroberg, H. Hergert, S.K. Bogner, J.D. Holt, Nonempirical interactions for the nuclear shell model: an update. *Annu. Rev. Nucl. Part. Sci.* **69**, 307–362 (2019)
- J. Carlson, S. Gandolfi, F. Pederiva, S.C. Pieper, R. Schiavilla, K. Schmidt, R.B. Wiringa, Quantum Monte Carlo methods for nuclear physics. *Rev. Mod. Phys.* **87**(3), 1067 (2015)
- H.-W. Hammer, A. Nogga, A. Schwenk, Colloquium: three-body forces: from cold atoms to nuclei. *Rev. Mod. Phys.* **85**, 197–217 (2013). <https://doi.org/10.1103/RevModPhys.85.197>
- A. Kievsky, S. Rosati, M. Viviani, L.E. Marcucci, L. Girlanda, A high-precision variational approach to three- and four-nucleon bound and zero-energy scattering states. *J. Phys. G Nucl. Part. Phys.* **35**(6), 063101 (2008). <https://doi.org/10.1088/0954-3899/35/6/063101>
- STAR Collaboration, L. Adamczyk et al., Measurement of the $^3_\Lambda\text{H}$ lifetime in Au+Au collisions at the BNL relativistic heavy ion collider. *Phys. Rev. C* **97**(5), 054909 (2018). <https://doi.org/10.1103/PhysRevC.97.054909>. [arXiv:1710.00436](https://arxiv.org/abs/1710.00436) [nucl-ex]
- ALICE Collaboration, S. Acharya et al., $^3_\Lambda\text{H}$ and $^3_\Lambda\bar{\text{H}}$ lifetime measurement in Pb-Pb collisions at $\sqrt{s_{\text{NN}}} = 5.02$ TeV via two-body decay. *Phys. Lett. B* **797**, 134905 (2019). <https://doi.org/10.1016/j.physletb.2019.134905>. [arXiv:1907.06906](https://arxiv.org/abs/1907.06906) [nucl-ex]
- STAR Collaboration, J. Adam et al., Measurement of the mass difference and the binding energy of the hypertriton and antihypertriton. *Nat. Phys.* **16**(4), 409–412 (2020). <https://doi.org/10.1038/s41567-020-0799-7>. [arXiv:1904.10520](https://arxiv.org/abs/1904.10520) [hep-ex]
- ALICE Collaboration, S. Acharya et al., Hypertriton production in p-Pb collisions at $\sqrt{s_{\text{NN}}} = 5.02$ TeV. *Phys. Rev. Lett.* **128**(25), 252003 (2022). <https://doi.org/10.1103/PhysRevLett.128.252003>. [arXiv:2107.10627](https://arxiv.org/abs/2107.10627) [nucl-ex]
- H. Nemura, Y. Suzuki, Y. Fujiwara, C. Nakamoto, Study of light Λ - and $\Lambda\Lambda$ -hypernuclei with the stochastic variational method and effective ΛN potentials. *Prog. Theor. Phys.* **103**(5), 929–958 (2000). <https://doi.org/10.1143/PTP.103.929>
- F. Hildenbrand, H.-W. Hammer, Three-body hypernuclei in pionless effective field theory. *Phys. Rev. C* **100**, 034002 (2019). <https://doi.org/10.1103/PhysRevC.100.034002>
- A. Feliciello, T. Nague, Experimental review of hypernuclear physics: recent achievements and future perspectives. *Rep. Prog. Phys.* **78**(9), 096301 (2015). <https://doi.org/10.1088/0034-4885/78/9/096301>
- T. Hasegawa et al., Spectroscopic study of $^{10}_\Lambda\text{B}$, $^{12}_\Lambda\text{C}$, $^{28}_\Lambda\text{Si}$, $^{89}_\Lambda\text{Y}$, $^{139}_\Lambda\text{La}$, and $^{208}_\Lambda\text{Pb}$ by the (π^+, k^+) reaction. *Phys. Rev. C* **53**, 1210–1220 (1996). <https://doi.org/10.1103/PhysRevC.53.1210>
- FINUDA Collaboration, M. Agnello et al., Hypernuclear spectroscopy with K^- at rest on ^7Li , ^9Be , ^{13}C and ^{16}O . *Phys. Lett. B* **698**(3), 219–225 (2011)
- J-PARC E13 Collaboration, S.B. Yang et al., First determination of the level structure of an sd -shell hypernucleus, $^{19}_\Lambda\text{F}$. *Phys. Rev. Lett.* **120**, 132505 (2018). <https://doi.org/10.1103/PhysRevLett.120.132505>
- Jefferson Lab Hall A Collaboration, F. Garibaldi et al., High-resolution hypernuclear spectroscopy at jefferson lab, hall a. *Phys. Rev. C* **99**, 054309 (2019). <https://doi.org/10.1103/PhysRevC.99.054309>
- HypHI Collaboration, C. Rappold et al., Search for evidence of $^3_\Lambda n$ by observing $d + \pi^-$ and $t + \pi^-$ final states in the reaction of $^6\text{Li} + ^{12}\text{C}$ at 2A GeV. *Phys. Rev. C* **88**, 041001 (2013). <https://doi.org/10.1103/PhysRevC.88.041001>
- T.R. Saito et al., New directions in hypernuclear physics. *Nat. Rev. Phys.* **3**(12), 803–813 (2021). <https://doi.org/10.1038/s42254-021-00371-w>
- M. Oertel, M. Hempel, T. Klähn, S. Typel, Equations of state for supernovae and compact stars. *Rev. Mod. Phys.* **89**(1), 015007 (2017). <https://doi.org/10.1103/RevModPhys.89.015007>. [arXiv:1610.03361](https://arxiv.org/abs/1610.03361) [astro-ph.HE]
- L. Tolos, L. Fabbietti, Strangeness in nuclei and neutron stars. *Prog. Part. Nucl. Phys.* **112**, 103770 (2020). <https://doi.org/10.1016/j.ppnp.2020.103770>. [arXiv:2002.09223](https://arxiv.org/abs/2002.09223) [nucl-ex]
- P. Demorest, T. Pennucci, S. Ransom, M. Roberts, J. Hessels, Shapiro delay measurement of a two solar mass neutron star. *Nature* **467**, 1081–1083 (2010). <https://doi.org/10.1038/nature09466>. [arXiv:1010.5788](https://arxiv.org/abs/1010.5788) [astro-ph.HE]
- J. Antoniadis et al., A massive pulsar in a compact relativistic binary. *Science* **340**(6131), 1233232 (2013). <https://doi.org/10.1126/science.1233232>. <https://science.sciencemag.org/content/340/6131/1233232>
- D. Lonardonì, A. Lovato, S. Gandolfi, F. Pederiva, Hyperon puzzle: hints from quantum Monte Carlo calculations. *Phys. Rev. Lett.* **114**(9), 092301 (2015). <https://doi.org/10.1103/PhysRevLett.114.092301>. [arXiv:1407.4448](https://arxiv.org/abs/1407.4448) [nucl-th]
- U.A. Wiedemann, U. Heinz, Particle interferometry for relativistic heavy-ion collisions. *Phys. Rep.* **319**(4–5), 145–230 (1999)
- U. Heinz, B.V. Jacak, Two-particle correlations in relativistic heavy-ion collisions. *Annu. Rev. Nucl. Part. Sci.* **49**(1), 529–579 (1999)
- R. Lednický, Correlation femtoscopy of multiparticle processes. *Phys. At. Nucl.* **67**(1), 72–82 (2004)
- M.A. Lisa, S. Pratt, R. Soltz, U. Wiedemann, Femtoscopy in relativistic heavy ion collisions. *Ann. Rev. Nucl. Part. Sci.* **55**, 357–402 (2005). <https://doi.org/10.1146/annurev.nucl.55.090704.151533>. [arXiv:nucl-ex/0505014](https://arxiv.org/abs/nucl-ex/0505014)
- STAR Collaboration, L. Adamczyk, J. Adkins, G. Agakishiev, M. Aggarwal, Z. Ahammed, I. Alekseev, J. Alford, C. Anson, A. Aparin, D. Arkhipkin, et al., Λ Λ correlation function in Au+Au collisions at $\sqrt{s_{\text{NN}}} = 200$ GeV. *Phys. Rev. Lett.* **114**(2), 022301 (2015)

37. **STAR** Collaboration, L. Adamczyk et al., Measurement of interaction between antiprotons. *Nature* **527**, 345–348 (2015). <https://doi.org/10.1038/nature15724>. arXiv:1507.07158 [nucl-ex]
38. **STAR** Collaboration, J. Adam et al., The proton- Ω correlation function in Au+Au collisions at $\sqrt{s_{NN}}=200$ GeV. *Phys. Lett. B* **790**, 490–497 (2019). <https://doi.org/10.1016/j.physletb.2019.01.055>. arXiv:1808.02511 [hep-ex]
39. **ALICE** Collaboration, S. Acharya et al., p-p, p- Λ and Λ - Λ correlations studied via femtoscopy in pp reactions at $\sqrt{s}=7$ TeV. *Phys. Rev. C* **99**, 024001 (2019). <https://doi.org/10.1103/PhysRevC.99.024001>. arXiv:1805.12455 [nucl-ex]
40. **ALICE** Collaboration, S. Acharya et al., Scattering studies with low-energy kaon-proton femtoscopy in proton-proton collisions at the LHC. *Phys. Rev. Lett.* **124**(9), 092301 (2020). <https://doi.org/10.1103/PhysRevLett.124.092301>. arXiv:1905.13470 [nucl-ex]
41. **ALICE** Collaboration, S. Acharya et al., Investigation of the p- Σ^0 interaction via femtoscopy in pp collisions. *Phys. Lett. B* **805**, 135419 (2020). arXiv:1910.14407
42. **ALICE** Collaboration, S. Acharya et al., Study of the Λ - Λ interaction with femtoscopy correlations in pp and p-Pb collisions at the LHC. *Phys. Lett. B* **797**, 134822 (2019). <https://doi.org/10.1016/j.physletb.2019.134822>. arXiv:1905.07209 [nucl-ex]
43. **ALICE** Collaboration, S. Acharya et al., First observation of an attractive interaction between a proton and a cascade baryon. *Phys. Rev. Lett.* **123**, 112002 (2019). <https://doi.org/10.1103/PhysRevLett.123.112002>. arXiv:1904.12198 [nucl-ex]
44. **ALICE** Collaboration, S. Acharya et al., Unveiling the strong interaction among hadrons at the LHC. *Nature* **588**(7837), 232–238 (2020). <https://doi.org/10.1038/s41586-020-3001-6>. arXiv:2005.11495
45. **ALICE** Collaboration, S. Acharya et al., Experimental evidence for an attractive p- ϕ interaction. *Phys. Rev. Lett.* **127**(17), 172301 (2021). <https://doi.org/10.1103/PhysRevLett.127.172301>. arXiv:2105.05578 [nucl-ex]
46. **ALICE** Collaboration, S. Acharya et al., Investigating the role of strangeness in baryon-antibaryon annihilation at the LHC. *Phys. Lett. B* **829**, 137060 (2022). <https://doi.org/10.1016/j.physletb.2022.137060>. arXiv:2105.05190 [nucl-ex]
47. L. Fabbietti, V.M. Sarti, O.V. Doce, Study of the strong interaction among hadrons with correlations at the LHC. *Ann. Rev. Nucl. Part. Sci.* **71**, 377–402 (2021). <https://doi.org/10.1146/annurev-nucl-102419-034438>. arXiv:2012.09806 [nucl-ex]
48. **ALICE** Collaboration, B.B. Abelev et al., Two- and three-pion quantum statistics correlations in Pb-Pb collisions at $\sqrt{s_{NN}}=2.76$ TeV at the CERN Large Hadron Collider. *Phys. Rev. C* **89**(2), 024911 (2014). <https://doi.org/10.1103/PhysRevC.89.024911>. arXiv:1310.7808 [nucl-ex]
49. **ALICE** Collaboration, J. Adam et al., Multipion Bose-Einstein correlations in pp, p-Pb, and Pb-Pb collisions at energies available at the CERN Large Hadron Collider. *Phys. Rev. C* **93**, 054908 (2016). <https://doi.org/10.1103/PhysRevC.93.054908>. arXiv:1512.08902
50. R. Kubo, Generalized cumulant expansion method. *J. Phys. Soc. Jpn.* **17**(7), 1100–1120 (1962). <https://doi.org/10.1143/JPSJ.17.1100>
51. R. Del Grande, L. Šerkšnytė, L. Fabbietti, V.M. Sarti, D. Mihaylov, A method to remove lower order contributions in multiparticle femtoscopy correlation functions. *Eur. Phys. J. C* **82**(3), 244 (2022). <https://doi.org/10.1140/epjc/s10052-022-10209-z>. arXiv:2107.10227 [nucl-th]
52. **ALICE** Collaboration, K. Aamodt et al., The ALICE experiment at the CERN LHC. *J. Instr.* **3**, S08002 (2008). <https://doi.org/10.1088/1748-0221/3/08/S08002>
53. **ALICE** Collaboration, B. Abelev et al., Performance of the ALICE experiment at the CERN LHC. *Int. J. Mod. Phys. A* **29**, 1430044 (2014). <https://doi.org/10.1142/S0217751X14300440>
54. **ALICE** Collaboration, E. Abbas et al., Performance of the ALICE VZERO system. *JINST* **8**, P10016 (2013). <https://doi.org/10.1088/1748-0221/8/10/P10016>. arXiv:1306.3130 [nucl-ex]
55. J. Alme et al., The ALICE TPC, a large 3-dimensional tracking device with fast readout for ultra-high multiplicity events. *Nucl. Instrum. Methods A* **622**, 316–367 (2010). <https://doi.org/10.1016/j.nima.2010.04.042>
56. A. Akindinov et al., Performance of the ALICE Time-of-Flight detector at the LHC. *Eur. Phys. J. Plus* **128**, 44 (2013). <https://doi.org/10.1140/epjp/i2013-13044-x>
57. **ALICE** Collaboration, S. Acharya et al., Search for a common baryon source in high-multiplicity pp collisions at the LHC. *Phys. Lett. B* **811**, 135849 (2020). <https://doi.org/10.1016/j.physletb.2020.135849>. arXiv:2004.08018 [nucl-ex]
58. **Particle Data Group** Collaboration, M. Tanabashi et al., Review of particle physics. *Phys. Rev. D* **98**, 030001 (2018). <https://doi.org/10.1103/PhysRevD.98.030001>
59. **ARGUS** Collaboration, H. Albrecht et al., Observation of Octet and Decuplet Hyperons in e^+e^- annihilation at 10-GeV center-of-mass energy. *Phys. Lett. B* **183**, 419–424 (1987). [https://doi.org/10.1016/0370-2693\(87\)90988-9](https://doi.org/10.1016/0370-2693(87)90988-9)
60. R. Lednický, V.L. Lyuboshits, Final state interaction effect on pairing correlations between particles with small relative momenta. *Sov. J. Nucl. Phys.* **35**, 770 (1982)
61. S.E. Koonin, Proton pictures of high-energy nuclear collisions. *Phys. Lett. B* **70**(1), 43–47 (1977)
62. S. Pratt, T. Csörgő, J. Zimányi, Detailed predictions for two-pion correlations in ultrarelativistic heavy-ion collisions. *Phys. Rev. C* **42**(6), 2646 (1990)
63. **ALICE** Collaboration, S. Acharya et al., Exploring the $\Lambda\Lambda$ - $\Sigma\Sigma$ coupled system with high precision correlation techniques at the LHC. arXiv:2104.04427 [nucl-ex]
64. P. Niemann, H.W. Hammer, Pauli blocking effects and Cooper triples in three-component Fermi gases. *Phys. Rev. A* **86**, 013628 (2012). <https://doi.org/10.1103/PhysRevA.86.013628>. arXiv:1203.1824 [cond-mat.quant-gas]
65. E. Alt, A. Mukhamedzhanov, Asymptotic solution of the Schrödinger equation for three charged particles. *Phys. Rev. A* **47**(3), 2004 (1993)
66. R.A. Arndt, W.J. Briscoe, I.I. Strakovsky, R.L. Workman, Updated analysis of NN elastic scattering to 3-GeV. *Phys. Rev. C* **76**, 025209 (2007). <https://doi.org/10.1103/PhysRevC.76.025209>. arXiv:0706.2195 [nucl-th]
67. R. Navarro Pérez, J.E. Amaro, E. Ruiz Arriola, Partial wave analysis of nucleon-nucleon scattering below pion production threshold. *Phys. Rev. C* **88**, 024002 (2013). <https://doi.org/10.1103/PhysRevC.88.024002>. arXiv:1304.0895 [nucl-th]. [Erratum: *Phys. Rev. C* **88**, 069902 (2013)]
68. **ALICE** Collaboration, S. Acharya et al., Investigation of the p- Σ^0 interaction via femtoscopy in pp collisions. *Phys. Lett. B* **805**, 135419 (2020). <https://doi.org/10.1016/j.physletb.2020.135419>. arXiv:1910.14407 [nucl-ex]
69. **ALICE** Collaboration, Future high-energy pp programme with ALICE. ALICE-PUBLIC-2020-005, CERN-LHCC-2020-018, LHCC-G-179 (2020)
70. T. Sjöstrand, S. Ask, J.R. Christiansen, R. Corke, N. Desai, P. Ilten, S. Mrenna, S. Prestel, C.O. Rasmussen, P.Z. Skands, An introduction to PYTHIA 8.2. *Comput. Phys. Commun.* **191**, 159–177 (2015). <https://doi.org/10.1016/j.cpc.2015.01.024>. arXiv:1410.3012 [hep-ph]
71. **ALICE** Collaboration, J. Adam et al., Insight into particle production mechanisms via angular correlations of identified particles in pp collisions at $\sqrt{s}=7$ TeV. *Eur. Phys. J. C* **77**(8), 569 (2017). <https://doi.org/10.1140/epjc/s10052-017-5129-6>

ALICE Collaboration

S. Acharya^{125,132}, D. Adamová⁸⁶, A. Adler⁶⁹, G. Aglieri Rinella³², M. Agnello²⁹, N. Agrawal⁵⁰, Z. Ahammed¹³², S. Ahmad¹⁵, S. U. Ahn⁷⁰, I. Ahuja³⁷, A. Akindinov¹⁴⁰, M. Al-Turany⁹⁸, D. Aleksandrov¹⁴⁰, B. Alessandro⁵⁵, H. M. Alfanda⁶, R. Alfaro Molina⁶⁶, B. Ali¹⁵, Y. Ali¹³, A. Alici²⁵, N. Alizadehvandchali¹¹⁴, A. Alkin³², J. Alme²⁰, G. Alocco⁵¹, T. Alt⁶³, I. Altsybeev¹⁴⁰, M. N. Anaam⁶, C. Andrei⁴⁵, A. Andronic¹³⁵, V. Anguelov⁹⁵, F. Antinori⁵³, P. Antonioli⁵⁰, C. Anuj¹⁵, N. Apadula⁷⁴, L. Aphecetche¹⁰⁴, H. Appelshäuser⁶³, C. Arata⁷³, S. Arcelli²⁵, R. Arnaldi⁵⁵, I. C. Arsene¹⁹, M. Arslandok¹³⁷, A. Augustinus³², R. Averbek⁹⁸, S. Aziz⁷², M. D. Azmi¹⁵, A. Badalà⁵², Y. W. Baek⁴⁰, X. Bai¹¹⁸, R. Bailhache⁶³, Y. Bailung⁴⁷, R. Bala⁹¹, A. Balbino²⁹, A. Baldisseri¹²⁸, B. Balis², D. Banerjee⁴, Z. Banoo⁹¹, R. Barbera²⁶, L. Barioglio⁹⁶, M. Barlou⁷⁸, G. G. Barnaföldi¹³⁶, L. S. Barnby⁸⁵, V. Barret¹²⁵, L. Barreto¹¹⁰, C. Bartels¹¹⁷, K. Barth³², E. Bartsch⁶³, F. Baruffaldi²⁷, N. Bastid¹²⁵, S. Basu⁷⁵, G. Battigne¹⁰⁴, D. Battistini⁹⁶, B. Batyunya¹⁴¹, D. Bauri⁴⁶, J. L. Bazo Alba¹⁰², I. G. Bearden⁸³, C. Beattie¹³⁷, P. Becht⁹⁸, D. Behera⁴⁷, I. Belikov¹²⁷, A. D. C. Bell Hechavarria¹³⁵, F. Bellini²⁵, R. Bellwied¹¹⁴, S. Belokurova¹⁴⁰, V. Belyaev¹⁴⁰, G. Bencedi^{136,64}, S. Beole²⁴, A. Bercuci⁴⁵, Y. Berdnikov¹⁴⁰, A. Berdnikova⁹⁵, L. Bergmann⁹⁵, M. G. Besiou⁶², L. Betev³², P. P. Bhaduri¹³², A. Bhasin⁹¹, M. A. Bhat⁴, B. Bhattacharjee⁴¹, L. Bianchi²⁴, N. Bianchi⁴⁸, J. Bielčik³⁵, J. Bielčíková⁸⁶, J. Biernat¹⁰⁷, A. P. Bigot¹²⁷, A. Bilandzic⁹⁶, G. Biro¹³⁶, S. Biswas⁴, N. Bize¹⁰⁴, J. T. Blair¹⁰⁸, D. Blau¹⁴⁰, M. B. Blidaru⁹⁸, N. Bluhme³⁸, C. Blume⁶³, G. Boca^{21,54}, F. Bock⁸⁷, T. Bodova²⁰, A. Bogdanov¹⁴⁰, S. Boi²², J. Bok⁵⁷, L. Boldizsár¹³⁶, A. Bolozdynya¹⁴⁰, M. Bombara³⁷, P. M. Bond³², G. Bonomi^{131,54}, H. Borel¹²⁸, A. Borissov¹⁴⁰, H. Bossi¹³⁷, E. Botta²⁴, L. Bratrud⁶³, P. Braun-Munzinger⁹⁸, M. Bregant¹¹⁰, M. Broz³⁵, G. E. Bruno^{97,31}, M. D. Buckland¹¹⁷, D. Budnikov¹⁴⁰, H. Buesching⁶³, S. Bufalino²⁹, O. Bugnon¹⁰⁴, P. Buhler¹⁰³, Z. Buthelezi^{67,121}, J. B. Butt¹³, A. Bylinkin¹¹⁶, S. A. Bysiak¹⁰⁷, M. Cai^{27,6}, H. Caines¹³⁷, A. Caliva⁹⁸, E. Calvo Villar¹⁰², J. M. M. Camacho¹⁰⁹, P. Camerini²³, F. D. M. Canedo¹¹⁰, M. Carabas¹²⁴, F. Carnesecchi³², R. Caron¹²⁶, J. Castillo Castellanos¹²⁸, F. Catalano^{24,29}, C. Ceballos Sanchez¹⁴¹, I. Chakaberia⁷⁴, P. Chakraborty⁴⁶, S. Chandra¹³², S. Chapeland³², M. Chartier¹¹⁷, S. Chattopadhyay¹³², S. Chattopadhyay¹⁰⁰, T. G. Chavez⁴⁴, T. Cheng⁶, C. Cheshkov¹²⁶, B. Cheynis¹²⁶, V. Chibante Barroso³², D. D. Chinellato¹¹¹, E. S. Chizzali⁹⁶, J. Cho⁵⁷, S. Cho⁵⁷, P. Chochula³², P. Christakoglou⁸⁴, C. H. Christensen⁸³, P. Christiansen⁷⁵, T. Chujo¹²³, M. Ciacco²⁹, C. Cicalo⁵¹, L. Cifarelli²⁵, F. Cindolo⁵⁰, M. R. Ciupek⁹⁸, G. Clai^{50,a}, F. Colamaria⁴⁹, J. S. Colburn¹⁰¹, D. Colella^{97,31}, A. Collu⁷⁴, M. Colocci³², M. Concas^{55,b}, G. Conesa Balbastre⁷³, Z. Conesa del Valle⁷², G. Contin²³, J. G. Contreras³⁵, M. L. Coquet¹²⁸, T. M. Cormier^{87,†}, P. Cortese^{130,55}, M. R. Cosentino¹¹², F. Costa³², S. Costanza^{21,54}, P. Crochet¹²⁵, R. Cruz-Torres⁷⁴, E. Cuautle⁶⁴, P. Cui⁶, L. Cunqueiro⁸⁷, A. Dainese⁵³, M. C. Danisch⁹⁵, A. Danu⁶², P. Das⁸⁰, P. Das⁴, S. Das⁴, A. R. Dash¹³⁵, S. Dash⁴⁶, A. De Caro²⁸, G. de Cataldo⁴⁹, L. De Cilladi²⁴, J. de Cuveland³⁸, A. De Falco²², D. De Gruttola²⁸, N. De Marco⁵⁵, C. De Martin²³, S. De Pasquale²⁸, S. Deb⁴⁷, H. F. Degenhardt¹¹⁰, K. R. Deja¹³³, R. Del Grande⁹⁶, L. Dello Stritto²⁸, W. Deng⁶, P. Dhankher¹⁸, D. Di Bari³¹, A. Di Mauro³², R. A. Diaz^{141,7}, T. Dietel¹¹³, Y. Ding^{126,6}, R. Divià³², D. U. Dixit¹⁸, Ø. Djuvsland²⁰, U. Dmitrieva¹⁴⁰, A. Dobrin⁶², B. Dönigus⁶³, A. K. Dubey¹³², J. M. Dubinski¹³³, A. Dubla⁹⁸, S. Dudi⁹⁰, P. Dupieux¹²⁵, M. Durkac¹⁰⁶, N. Dzalaiova¹², T. M. Eder¹³⁵, R. J. Ehlers⁸⁷, V. N. Eikeland²⁰, F. Eisenhut⁶³, D. Elia⁴⁹, B. Erasmus¹⁰⁴, F. Ercolessi²⁵, F. Erhardt⁸⁹, M. R. Ersdal²⁰, B. Espagnon⁷², G. Eulisse³², D. Evans¹⁰¹, S. Evdokimov¹⁴⁰, L. Fabbietti⁹⁶, M. Faggin²⁷, J. Faivre⁷³, F. Fan⁶, W. Fan⁷⁴, A. Fantoni⁴⁸, M. Fasel⁸⁷, P. Fedchio²⁹, A. Feliciello⁵⁵, G. Feofilov¹⁴⁰, A. Fernández Téllez⁴⁴, M. B. Ferrer³², A. Ferrero¹²⁸, A. Ferretti²⁴, V. J. G. Feuillard⁹⁵, J. Figiel¹⁰⁷, V. Filova³⁵, D. Finogeev¹⁴⁰, F. M. Fionda⁵¹, G. Fiorenza⁹⁷, F. Flor¹¹⁴, A. N. Flores¹⁰⁸, S. Foertsch⁶⁷, I. Fokin⁹⁵, S. Fokin¹⁴⁰, E. Fragiaco⁵⁶, E. Frajna¹³⁶, U. Fuchs³², N. Funicello²⁸, C. Furget⁷³, A. Furs¹⁴⁰, T. Fusayasu⁹⁹, J. J. Gaardhøje⁸³, M. Gagliardi²⁴, A. M. Gago¹⁰², A. Gal¹²⁷, C. D. Galvan¹⁰⁹, D. R. Gangadharan¹¹⁴, P. Ganoti⁷⁸, C. Garabatos⁹⁸, J. R. A. Garcia⁴⁴, E. Garcia-Solis⁹, K. Garg¹⁰⁴, C. Gargiulo³², A. Garibli⁸¹, K. Garner¹³⁵, A. Gautam¹¹⁶, M. B. Gay Ducati⁶⁵, M. Germain¹⁰⁴, C. Ghosh¹³², S. K. Ghosh⁴, M. Giacalone²⁵, P. Gianotti⁴⁸, P. Giubellino^{98,55}, P. Giubilitato²⁷, A. M. C. Glaenger¹²⁸, P. Glässel⁹⁵, E. Glimos¹²⁰, D. J. Q. Goh⁷⁶, V. Gonzalez¹³⁴, L. H. González-Trueba⁶⁶, S. Gorbunov³⁸, M. Gorgon², L. Görlich¹⁰⁷, S. Gotovac³³, V. Grabski⁶⁶, L. K. Graczykowski¹³³, E. Grecka⁸⁶, L. Greiner⁷⁴, A. Grelli⁵⁸, C. Grigoras³², V. Grigoriev¹⁴⁰, S. Grigoryan^{141,1}, F. Grosa³², J. F. Grosse-Oetringhaus³², R. Grosso⁹⁸, D. Grund³⁵, G. G. Guardiano¹¹¹, R. Guernane⁷³, M. Guilbaud¹⁰⁴, K. Gulbrandsen⁸³, T. Gunji¹²², W. Guo⁶

A. Gupta⁹¹, R. Gupta⁹¹, S. P. Guzman⁴⁴, L. Gyulai¹³⁶, M. K. Habib⁹⁸, C. Hadjidakis⁷², H. Hamagaki⁷⁶, M. Hamid⁶, Y. Han¹³⁸, R. Hannigan¹⁰⁸, M. R. Haque¹³³, A. Harlenderova⁹⁸, J. W. Harris¹³⁷, A. Harton⁹, H. Hassan⁸⁷, D. Hatzifotiadou⁵⁰, P. Hauer⁴², L. B. Havener¹³⁷, S. T. Heckel⁹⁶, E. Hellbär⁹⁸, H. Helstrup³⁴, T. Herman³⁵, G. Herrera Corral⁸, F. Herrmann¹³⁵, S. Herrmann¹²⁶, K. F. Hetland³⁴, B. Heybeck⁶³, H. Hillemanns³², C. Hills¹¹⁷, B. Hippolyte¹²⁷, B. Hofman⁵⁸, B. Hohlweger⁸⁴, J. Honermann¹³⁵, G. H. Hong¹³⁸, D. Horak³⁵, A. Horzyk², R. Hosokawa¹⁴, Y. Hou⁶, P. Hristov³², C. Hughes¹²⁰, P. Huhn⁶³, L. M. Huhta¹¹⁵, C. V. Hulse⁷², T. J. Humanic⁸⁸, H. Hushnud¹⁰⁰, L. A. Husova¹³⁵, A. Hutson¹¹⁴, J. P. Iddon¹¹⁷, R. Ilkaev¹⁴⁰, H. Ilyas¹³, M. Inaba¹²³, G. M. Innocenti³², M. Ippolitov¹⁴⁰, A. Isakov⁸⁶, T. Isidori¹¹⁶, M. S. Islam¹⁰⁰, M. Ivanov¹², M. Ivanov⁹⁸, V. Ivanov¹⁴⁰, V. Izucheev¹⁴⁰, M. Jablonski², B. Jacak⁷⁴, N. Jacazio³², P. M. Jacobs⁷⁴, S. Jadlovská¹⁰⁶, J. Jadlovský¹⁰⁶, S. Jaelani⁸², L. Jaffe³⁸, C. Jahnke¹¹¹, M. A. Janik¹³³, T. Janson⁶⁹, M. Jercic⁸⁹, O. Jevons¹⁰¹, A. A. P. Jimenez⁶⁴, F. Jonas⁸⁷, P. G. Jones¹⁰¹, J. M. Jowett^{32,98}, J. Jung⁶³, M. Jung⁶³, A. Junique³², A. Jusko¹⁰¹, M. J. Kabus^{32,133}, J. Kaewjai¹⁰⁵, P. Kalinak⁵⁹, A. S. Kalteyer⁹⁸, A. Kalweit³², V. Kaplin¹⁴⁰, A. Karasu Uysal⁷¹, D. Karatovic⁸⁹, O. Karavichev¹⁴⁰, T. Karavicheva¹⁴⁰, P. Karczmarczyk¹³³, E. Karpechev¹⁴⁰, V. Kashyap⁸⁰, A. Kazantsev¹⁴⁰, U. Keschull⁶⁹, R. Keidel¹³⁹, D. L. D. Keijdener⁵⁸, M. Keil³², B. Ketzer⁴², A. M. Khan⁶, S. Khan¹⁵, A. Khanzadeev¹⁴⁰, Y. Kharlov¹⁴⁰, A. Khatun¹⁵, A. Khuntia¹⁰⁷, B. Kileng³⁴, B. Kim¹⁶, C. Kim¹⁶, D. J. Kim¹¹⁵, E. J. Kim⁶⁸, J. Kim¹³⁸, J. S. Kim⁴⁰, J. Kim⁹⁵, J. Kim⁶⁸, M. Kim⁹⁵, S. Kim¹⁷, T. Kim¹³⁸, K. Kimura⁹³, S. Kirsch⁶³, I. Kisel³⁸, S. Kiselev¹⁴⁰, A. Kisiel¹³³, J. P. Kitowski², J. L. Klay⁵, J. Klein³², S. Klein⁷⁴, C. Klein-Bösing¹³⁵, M. Kleiner⁶³, T. Klemenz⁹⁶, A. Kluge³², A. G. Knope¹¹⁴, C. Kobdaj¹⁰⁵, T. Kollegger⁹⁸, A. Kondratyev¹⁴¹, E. Kondratyuk¹⁴⁰, J. König⁶³, S. A. Königstorfer⁹⁶, P. J. Konopka³², G. Kornakov¹³³, S. D. Koryciak², A. Kotliarov⁸⁶, O. Kovalenko⁷⁹, V. Kovalenko¹⁴⁰, M. Kowalski¹⁰⁷, I. Králik⁵⁹, A. Kravčáková³⁷, L. Kreis⁹⁸, M. Krivda^{101,59}, F. Krizek⁸⁶, K. Krizkova Gajdosova³⁵, M. Kroesen⁹⁵, M. Krüger⁶³, D. M. Krupova³⁵, E. Kryshen¹⁴⁰, M. Krzewicki³⁸, V. Kučera³², C. Kuhn¹²⁷, P. G. Kuijer⁸⁴, T. Kumaoka¹²³, D. Kumar¹³², L. Kumar⁹⁰, N. Kumar⁹⁰, S. Kumar³¹, S. Kundu³², P. Kurashvili⁷⁹, A. Kurepin¹⁴⁰, A. B. Kurepin¹⁴⁰, S. Kushpil⁸⁶, J. Kvapil¹⁰¹, M. J. Kweon⁵⁷, J. Y. Kwon⁵⁷, Y. Kwon¹³⁸, S. L. La Pointe³⁸, P. La Rocca²⁶, Y. S. Lai⁷⁴, A. Lakrathok¹⁰⁵, M. Lamanna³², R. Langoy¹¹⁹, P. Larionov⁴⁸, E. Laudi³², L. Lautner^{32,96}, R. Lavicka¹⁰³, T. Lazareva¹⁴⁰, R. Lea^{131,54}, G. Legras¹³⁵, J. Lehrbach³⁸, R. C. Lemmon⁸⁵, I. León Monzón¹⁰⁹, M. M. Lesch⁹⁶, E. D. Lesser¹⁸, M. Lettrich⁹⁶, P. Lévai¹³⁶, X. Li¹⁰, X. L. Li⁶, J. Lien¹¹⁹, R. Lietava¹⁰¹, B. Lim¹⁶, S. H. Lim¹⁶, V. Lindenstruth³⁸, A. Lindner⁴⁵, C. Lippmann⁹⁸, A. Liu¹⁸, D. H. Liu⁶, J. Liu¹¹⁷, I. M. Lofnes²⁰, C. Loizides⁸⁷, P. Loncar³³, J. A. Lopez⁹⁵, X. Lopez¹²⁵, E. López Torres⁷, P. Lu^{98,118}, J. R. Luhder¹³⁵, M. Lunardon²⁷, G. Luparello⁵⁶, Y. G. Ma³⁹, A. Maevskaya¹⁴⁰, M. Mager³², T. Mahmoud⁴², A. Maire¹²⁷, M. Malaev¹⁴⁰, G. Malfattore²⁵, N. M. Malik⁹¹, Q. W. Malik¹⁹, S. K. Malik⁹¹, L. Malinina^{141,f}, D. Mal'Kevich¹⁴⁰, D. Mallick⁸⁰, N. Mallick⁴⁷, G. Mandaglio^{30,52}, V. Manko¹⁴⁰, F. Manso¹²⁵, V. Manzari⁴⁹, Y. Mao⁶, G. V. Margagliotti²³, A. Margotti⁵⁰, A. Marín⁹⁸, C. Markert¹⁰⁸, M. Marquard⁶³, P. Martinengo³², J. L. Martinez¹¹⁴, M. I. Martínez⁴⁴, G. Martínez García¹⁰⁴, S. Masciocchi⁹⁸, M. Masera²⁴, A. Masoni⁵¹, L. Massacrier⁷², A. Mastroserio^{129,49}, A. M. Mathis⁹⁶, O. Matonoha⁷⁵, P. F. T. Matuoka¹¹⁰, A. Matyja¹⁰⁷, C. Mayer¹⁰⁷, A. L. Mazuecos³², F. Mazzaschi²⁴, M. Mazzilli³², J. E. Mdhului¹²¹, A. F. Mechler⁶³, Y. Melikyan¹⁴⁰, A. Menchaca-Rocha⁶⁶, E. Meninno^{103,28}, A. S. Menon¹¹⁴, M. Meres¹², S. Mhlanga^{113,67}, Y. Miake¹²³, L. Micheletti⁵⁵, L. C. Migliorin¹²⁶, D. L. Mihaylov⁹⁶, K. Mikhaylov^{141,140}, A. N. Mishra¹³⁶, D. Miśkowiec⁹⁸, A. Modak⁴, A. P. Mohanty⁵⁸, B. Mohanty⁸⁰, M. Mohisin Khan^{15,c}, M. A. Molander⁴³, Z. Moravcova⁸³, C. Mordasini⁹⁶, D. A. Moreira De Godoy¹³⁵, I. Morozov¹⁴⁰, A. Morsch³², T. Mrnjavac³², V. Muccifora⁴⁸, S. Muhuri¹³², J. D. Mulligan⁷⁴, A. Mulliri²², M. G. Munhoz¹¹⁰, R. H. Munzer⁶³, H. Murakami¹²², S. Murray¹¹³, L. Musa³², J. Musinsky⁵⁹, J. W. Myrcha¹³³, B. Naik¹²¹, R. Nair⁷⁹, A. I. Nambrath¹⁸, B. K. Nandi⁴⁶, R. Nania⁵⁰, E. Nappi⁴⁹, A. F. Nassirpour⁷⁵, A. Nath⁹⁵, C. Natrass¹²⁰, A. Neagu¹⁹, A. Negru¹²⁴, L. Nellen⁶⁴, S. V. Nesbo³⁴, G. Neskovic³⁸, D. Nesterov¹⁴⁰, B. S. Nielsen⁸³, E. G. Nielsen⁸³, S. Nikolaev¹⁴⁰, S. Nikulin¹⁴⁰, V. Nikulin¹⁴⁰, F. Noferini⁵⁰, S. Noh¹¹, P. Nomokonov¹⁴¹, J. Norman¹¹⁷, N. Novitzky¹²³, P. Nowakowski¹³³, A. Nyanin¹⁴⁰, J. Nystrand²⁰, M. Ogino⁷⁶, A. Ohlson⁷⁵, V. A. Okorokov¹⁴⁰, J. Oleniacz¹³³, A. C. Oliveira Da Silva¹²⁰, M. H. Oliver¹³⁷, A. Onnerstad¹¹⁵, C. Oppedisano⁵⁵, A. Ortiz Velasquez⁶⁴, A. Oskarsson⁷⁵, J. Otwinowski¹⁰⁷, M. Oya⁹³, K. Oyama⁷⁶, Y. Pachmayer⁹⁵, S. Padhan⁴⁶, D. Pagano^{131,54}, G. Paic⁶⁴, A. Palasciano⁴⁹, S. Panebianco¹²⁸, H. Park¹²³, J. Park⁵⁷, J. E. Parkkila^{32,115}, S. P. Pathak¹¹⁴, R. N. Patra⁹¹, B. Paul²², H. Pei⁶, T. Peitzmann⁵⁸, X. Peng⁶, M. Pennisi²⁴, L. G. Pereira⁶⁵, H. Pereira Da Costa¹²⁸, D. Peresunko¹⁴⁰, G. M. Perez⁷, S. Perrin¹²⁸, Y. Pestov¹⁴⁰, V. Petráček³⁵, V. Petrov¹⁴⁰, M. Petrovici⁴⁵, R. P. Pezzi^{104,65}, S. Piano⁵⁶

M. Pikna¹², P. Pillot¹⁰⁴, O. Pinazza^{50,32}, L. Pinsky¹¹⁴, C. Pinto⁹⁶, S. Pisano⁴⁸, M. Płoskoń⁷⁴, M. Planinic⁸⁹, F. Pliquet⁶³, M. G. Poghosyan⁸⁷, S. Politano²⁹, N. Poljak⁸⁹, A. Pop⁴⁵, S. Porteboeuf-Houssais¹²⁵, J. Porter⁷⁴, V. Pozdniakov¹⁴¹, S. K. Prasad⁴, S. Prasad⁴⁷, R. Preghenella⁵⁰, F. Prino⁵⁵, C. A. Pruneau¹³⁴, I. Pshenichnov¹⁴⁰, M. Puccio³², S. Pucillo²⁴, Z. Pugelova¹⁰⁶, S. Qiu⁸⁴, L. Quaglia²⁴, R. E. Quishpe¹¹⁴, S. Ragoni¹⁰¹, A. Rakotozafindrabe¹²⁸, L. Ramello^{130,55}, F. Rami¹²⁷, S. A. R. Ramirez⁴⁴, T. A. Rancien⁷³, R. Raniwala⁹², S. Raniwala⁹², S. S. Räsänen⁴³, R. Rath^{50,47}, I. Ravasenga⁸⁴, K. F. Read^{87,120}, A. R. Redelbach³⁸, K. Redlich^{79,d}, A. Rehman²⁰, P. Reichelt⁶³, F. Reidt³², H. A. Reme-Ness³⁴, Z. Rescakova³⁷, K. Reygers⁹⁵, A. Riabov¹⁴⁰, V. Riabov¹⁴⁰, R. Ricci²⁸, T. Richert⁷⁵, M. Richter¹⁹, A. A. Riedel⁹⁶, W. Riegler³², F. Riggi²⁶, C. Ristea⁶², M. Rodríguez Cahuantzi⁴⁴, K. Røed¹⁹, R. Rogalev¹⁴⁰, E. Rogochaya¹⁴¹, T. S. Rogoschinski⁶³, D. Rohr³², D. Röhrich²⁰, P. F. Rojas⁴⁴, S. Rojas Torres³⁵, P. S. Rokita¹³³, G. Romanenko¹⁴¹, F. Ronchetti⁴⁸, A. Rosano^{30,52}, E. D. Rosas⁶⁴, A. Rossi⁵³, A. Roy⁴⁷, P. Roy¹⁰⁰, S. Roy⁴⁶, N. Rubini²⁵, O. V. Rueda⁷⁵, D. Ruggiano¹³³, R. Rui²³, B. Rumyantsev¹⁴¹, P. G. Russek², R. Russo⁸⁴, A. Rustamov⁸¹, E. Ryabinkin¹⁴⁰, Y. Ryabov¹⁴⁰, A. Rybicki¹⁰⁷, H. Rytkonen¹¹⁵, W. Rzeska¹³³, O. A. M. Saarimaki⁴³, R. Sadek¹⁰⁴, S. Sadhu³¹, S. Sadovsky¹⁴⁰, J. Saetre²⁰, K. Šafařík³⁵, S. Saha⁸⁰, B. Sahoo⁴⁶, R. Sahoo⁴⁷, S. Sahoo⁶⁰, D. Sahu⁴⁷, P. K. Sahu⁶⁰, J. Saini¹³², K. Sajdakova³⁷, S. Sakai¹²³, M. P. Salvan⁹⁸, S. Sambal⁹¹, T. B. Saramela¹¹⁰, D. Sarkar¹³⁴, N. Sarkar¹³², P. Sarma⁴¹, V. Sarritzu²², V. M. Sarti⁹⁶, M. H. P. Sas¹³⁷, J. Schambach⁸⁷, H. S. Scheid⁶³, C. Schiaua⁴⁵, R. Schicker⁹⁵, A. Schmah⁹⁵, C. Schmidt⁹⁸, H. R. Schmidt⁹⁴, M. O. Schmidt³², M. Schmidt⁹⁴, N. V. Schmidt⁸⁷, A. R. Schmier¹²⁰, R. Schotter¹²⁷, J. Schukraft³², K. Schwarz⁹⁸, K. Schweda⁹⁸, G. Scioli²⁵, E. Scomparin⁵⁵, J. E. Seger¹⁴, Y. Sekiguchi¹²², D. Sekihata¹²², I. Selyuzhenkov^{98,140}, S. Senyukov¹²⁷, J. J. Seo⁵⁷, D. Serebryakov¹⁴⁰, L. Šerkšnytė⁹⁶, A. Sevcenco⁶², T. J. Shaba⁶⁷, A. Shabetai¹⁰⁴, R. Shahoyan³², A. Shangaraev¹⁴⁰, A. Sharma⁹⁰, D. Sharma⁴⁶, H. Sharma¹⁰⁷, M. Sharma⁹¹, N. Sharma⁹⁰, S. Sharma⁷⁶, S. Sharma⁹¹, U. Sharma⁹¹, A. Shatat⁷², O. Sheibani¹¹⁴, K. Shigaki⁹³, M. Shimomura⁷⁷, S. Shirinkin¹⁴⁰, Q. Shou³⁹, Y. Sibirak¹⁴⁰, S. Siddhanta⁵¹, T. Siemiarz⁷⁹, T. F. Silva¹¹⁰, D. Silvermyr⁷⁵, T. Simantathammakul¹⁰⁵, R. Simeonov³⁶, G. Simonetti³², B. Singh⁹¹, B. Singh⁹⁶, R. Singh⁸⁰, R. Singh⁹¹, R. Singh⁴⁷, S. Singh¹⁵, V. K. Singh¹³², V. Singhal¹³², T. Sinha¹⁰⁰, B. Sitar¹², M. Sitta^{130,55}, T. B. Skaali¹⁹, G. Skorodumovs⁹⁵, M. Slupecki⁴³, N. Smirnov¹³⁷, R. J. M. Snellings⁵⁸, E. H. Solheim¹⁹, C. Soncco¹⁰², J. Song¹¹⁴, A. Songmoolnak¹⁰⁵, F. Soramel²⁷, S. Sorensen¹²⁰, R. Spijkers⁸⁴, I. Sputowska¹⁰⁷, J. Staa⁷⁵, J. Stachel⁹⁵, I. Stan⁶², P. J. Steffanic¹²⁰, S. F. Stiefelmaier⁹⁵, D. Stocco¹⁰⁴, I. Storehaug¹⁹, M. M. Storetvedt³⁴, P. Stratmann¹³⁵, S. Strazzi²⁵, C. P. Stylianidis⁸⁴, A. A. P. Suaide¹¹⁰, C. Suire⁷², M. Sukhanov¹⁴⁰, M. Suljic³², V. Sumberia⁹¹, S. Sumowidagdo⁸², S. Swain⁶⁰, I. Szarka¹², U. Tabassam¹³, S. F. Taghavi⁹⁶, G. Taillepie⁹⁸, J. Takahashi¹¹¹, G. J. Tambave²⁰, S. Tang^{125,6}, Z. Tang¹¹⁸, J. D. Tapia Takaki^{116,e}, N. Tapus¹²⁴, M. G. Tazila⁴⁵, G. F. Tassielli³¹, A. Tauro³², A. Telesca³², L. Terlizzi²⁴, C. Terrevoli¹¹⁴, G. Tersimonov³, D. Thomas¹⁰⁸, A. Tikhonov¹⁴⁰, A. R. Timmins¹¹⁴, M. Tkacik¹⁰⁶, T. Tkacik¹⁰⁶, A. Toia⁶³, R. Tokumoto⁹³, N. Topilskaya¹⁴⁰, M. Toppi⁴⁸, F. Torres-Acosta¹⁸, T. Tork⁷², A. G. Torres Ramos³¹, A. Trifiro^{30,52}, A. S. Triolo^{30,52}, S. Tripathy⁵⁰, T. Tripathy⁴⁶, S. Trogolo³², V. Trubnikov³, W. H. Trzaska¹¹⁵, T. P. Trzcinski¹³³, R. Turrisi⁵³, T. S. Tveter¹⁹, K. Ullaland²⁰, B. Ulukutlu⁹⁶, A. Uras¹²⁶, M. Urioni^{54,131}, G. L. Usai²², M. Vala³⁷, N. Valle²¹, S. Vallero⁵⁵, L. V. R. van Doremalen⁵⁸, M. van Leeuwen⁸⁴, C. A. van Veen⁹⁵, R. J. G. van Weelden⁸⁴, P. Vande Vyvre³², D. Varga¹³⁶, Z. Varga¹³⁶, M. Varga-Kofarago¹³⁶, M. Vasileiou⁷⁸, A. Vasiliev¹⁴⁰, O. Vázquez Doce⁹⁶, V. Vechernin¹⁴⁰, E. Vercellin²⁴, S. Vergara Limón⁴⁴, L. Vermunt⁹⁸, R. Vértesi¹³⁶, M. Verweij⁵⁸, L. Vickovic³³, Z. Vilakazi¹²¹, O. Villalobos Baillie¹⁰¹, G. Vino⁴⁹, A. Vinogradov¹⁴⁰, T. Virgili²⁸, V. Vislavicius⁸³, A. Vodopyanov¹⁴¹, B. Volkel³², M. A. Völkl⁹⁵, K. Voloshin¹⁴⁰, S. A. Voloshin¹³⁴, G. Volpe³¹, B. von Haller³², I. Vorobyev⁹⁶, N. Vozniuk¹⁴⁰, J. Vrláková³⁷, B. Wagner²⁰, C. Wang³⁹, D. Wang³⁹, M. Weber¹⁰³, A. Wegrzynek³², F. T. Weiglhofer³⁸, S. C. Wenzel³², J. P. Wessels¹³⁵, S. L. Weyhmiller¹³⁷, J. Wiechula⁶³, J. Wikne¹⁹, G. Wilk⁷⁹, J. Wilkinson⁹⁸, G. A. Willems¹³⁵, B. Windelband⁹⁵, M. Winn¹²⁸, J. R. Wright¹⁰⁸, W. Wu³⁹, Y. Wu¹¹⁸, R. Xu⁶, A. Yadav⁴², A. K. Yadav¹³², S. Yalcin⁷¹, Y. Yamaguchi⁹³, K. Yamakawa⁹³, S. Yang²⁰, S. Yano⁹³, Z. Yin⁶, I.-K. Yoo¹⁶, J. H. Yoon⁵⁷, S. Yuan²⁰, A. Yuncu⁹⁵, V. Zaccolo²³, C. Zampolli³², H. J. C. Zanoli⁵⁸, F. Zanone⁹⁵, N. Zardoshti^{32,101}, A. Zarochentsev¹⁴⁰, P. Závada⁶¹, N. Zaviyalov¹⁴⁰, M. Zhalov¹⁴⁰, B. Zhang⁶, S. Zhang³⁹, X. Zhang⁶, Y. Zhang¹¹⁸, Z. Zhang⁶, M. Zhao¹⁰, V. Zhrebchevskii¹⁴⁰, Y. Zhi¹⁰, N. Zhigareva¹⁴⁰, D. Zhou⁶, Y. Zhou⁸³, J. Zhu^{98,6}, Y. Zhu⁶, G. Zinovjev^{3,†}, N. Zurlo^{131,54}

¹ A.I. Alikhanyan National Science Laboratory (Yerevan Physics Institute) Foundation, Yerevan, Armenia

- 2 AGH University of Science and Technology, Cracow, Poland
- 3 Bogolyubov Institute for Theoretical Physics, National Academy of Sciences of Ukraine, Kiev, Ukraine
- 4 Department of Physics, Bose Institute, Centre for Astroparticle Physics and Space Science (CAPSS), Kolkata, India
- 5 California Polytechnic State University, San Luis Obispo, CA, USA
- 6 Central China Normal University, Wuhan, China
- 7 Centro de Aplicaciones Tecnológicas y Desarrollo Nuclear (CEADEN), Havana, Cuba
- 8 Centro de Investigación y de Estudios Avanzados (CINVESTAV), Mexico City and Mérida, Mexico
- 9 Chicago State University, Chicago, IL, USA
- 10 China Institute of Atomic Energy, Beijing, China
- 11 Chungbuk National University, Cheongju, Republic of Korea
- 12 Faculty of Mathematics, Physics and Informatics, Comenius University Bratislava, Bratislava, Slovak Republic
- 13 COMSATS University Islamabad, Islamabad, Pakistan
- 14 Creighton University, Omaha, NE, USA
- 15 Department of Physics, Aligarh Muslim University, Aligarh, India
- 16 Department of Physics, Pusan National University, Pusan, Republic of Korea
- 17 Department of Physics, Sejong University, Seoul, Republic of Korea
- 18 Department of Physics, University of California, Berkeley, CA, USA
- 19 Department of Physics, University of Oslo, Oslo, Norway
- 20 Department of Physics and Technology, University of Bergen, Bergen, Norway
- 21 Dipartimento di Fisica, Università di Pavia, Pavia, Italy
- 22 Dipartimento di Fisica dell'Università and Sezione INFN, Cagliari, Italy
- 23 Dipartimento di Fisica dell'Università and Sezione INFN, Trieste, Italy
- 24 Dipartimento di Fisica dell'Università and Sezione INFN, Turin, Italy
- 25 Dipartimento di Fisica e Astronomia dell'Università and Sezione INFN, Bologna, Italy
- 26 Dipartimento di Fisica e Astronomia dell'Università and Sezione INFN, Catania, Italy
- 27 Dipartimento di Fisica e Astronomia dell'Università and Sezione INFN, Padua, Italy
- 28 Dipartimento di Fisica 'E.R. Caianiello' dell'Università and Gruppo Collegato INFN, Salerno, Italy
- 29 Dipartimento DISAT del Politecnico and Sezione INFN, Turin, Italy
- 30 Dipartimento di Scienze MIFT, Università di Messina, Messina, Italy
- 31 Dipartimento Interateneo di Fisica 'M. Merlin' and Sezione INFN, Bari, Italy
- 32 European Organization for Nuclear Research (CERN), Geneva, Switzerland
- 33 Faculty of Electrical Engineering, Mechanical Engineering and Naval Architecture, University of Split, Split, Croatia
- 34 Faculty of Engineering and Science, Western Norway University of Applied Sciences, Bergen, Norway
- 35 Faculty of Nuclear Sciences and Physical Engineering, Czech Technical University in Prague, Prague, Czech Republic
- 36 Faculty of Physics, Sofia University, Sofia, Bulgaria
- 37 Faculty of Science, P.J. Šafárik University, Kosice, Slovak Republic
- 38 Frankfurt Institute for Advanced Studies, Johann Wolfgang Goethe-Universität Frankfurt, Frankfurt, Germany
- 39 Fudan University, Shanghai, China
- 40 Gangneung-Wonju National University, Gangneung, Republic of Korea
- 41 Department of Physics, Gauhati University, Guwahati, India
- 42 Helmholtz-Institut für Strahlen- und Kernphysik, Rheinische Friedrich-Wilhelms-Universität Bonn, Bonn, Germany
- 43 Helsinki Institute of Physics (HIP), Helsinki, Finland
- 44 High Energy Physics Group, Universidad Autónoma de Puebla, Puebla, Mexico
- 45 Horia Hulubei National Institute of Physics and Nuclear Engineering, Bucharest, Romania
- 46 Indian Institute of Technology Bombay (IIT), Mumbai, India
- 47 Indian Institute of Technology Indore, Indore, India
- 48 INFN, Laboratori Nazionali di Frascati, Frascati, Italy
- 49 INFN, Sezione di Bari, Bari, Italy
- 50 INFN, Sezione di Bologna, Bologna, Italy
- 51 INFN, Sezione di Cagliari, Cagliari, Italy
- 52 INFN, Sezione di Catania, Catania, Italy
- 53 INFN, Sezione di Padova, Padua, Italy
- 54 INFN, Sezione di Pavia, Pavia, Italy

- 55 INFN, Sezione di Torino, Turin, Italy
- 56 INFN, Sezione di Trieste, Trieste, Italy
- 57 Inha University, Incheon, Republic of Korea
- 58 Institute for Gravitational and Subatomic Physics (GRASP), Utrecht University/Nikhef, Utrecht, The Netherlands
- 59 Institute of Experimental Physics, Slovak Academy of Sciences, Kosice, Slovak Republic
- 60 Institute of Physics, Homi Bhabha National Institute, Bhubaneswar, India
- 61 Institute of Physics of the Czech Academy of Sciences, Prague, Czech Republic
- 62 Institute of Space Science (ISS), Bucharest, Romania
- 63 Institut für Kernphysik, Johann Wolfgang Goethe-Universität Frankfurt, Frankfurt, Germany
- 64 Instituto de Ciencias Nucleares, Universidad Nacional Autónoma de México, Mexico City, Mexico
- 65 Instituto de Física, Universidade Federal do Rio Grande do Sul (UFRGS), Porto Alegre, Brazil
- 66 Instituto de Física, Universidad Nacional Autónoma de México, Mexico City, Mexico
- 67 iThemba LABS, National Research Foundation, Somerset West, South Africa
- 68 Jeonbuk National University, Jeonju, Republic of Korea
- 69 Johann-Wolfgang-Goethe Universität Frankfurt Institut für Informatik, Fachbereich Informatik und Mathematik, Frankfurt, Germany
- 70 Korea Institute of Science and Technology Information, Daejeon, Republic of Korea
- 71 KTO Karatay University, Konya, Turkey
- 72 Laboratoire de Physique des 2 Infinis, Irène Joliot-Curie, Orsay, France
- 73 Laboratoire de Physique Subatomique et de Cosmologie, CNRS-IN2P3, Université Grenoble-Alpes, Grenoble, France
- 74 Lawrence Berkeley National Laboratory, Berkeley, CA, USA
- 75 Lund University Department of Physics, Division of Particle Physics, Lund, Sweden
- 76 Nagasaki Institute of Applied Science, Nagasaki, Japan
- 77 Nara Women's University (NWU), Nara, Japan
- 78 National and Kapodistrian University of Athens, School of Science, Department of Physics, Athens, Greece
- 79 National Centre for Nuclear Research, Warsaw, Poland
- 80 National Institute of Science Education and Research, Homi Bhabha National Institute, Jatni, India
- 81 National Nuclear Research Center, Baku, Azerbaijan
- 82 National Research and Innovation Agency - BRIN, Jakarta, Indonesia
- 83 Niels Bohr Institute, University of Copenhagen, Copenhagen, Denmark
- 84 Nikhef, National institute for subatomic physics, Amsterdam, The Netherlands
- 85 Nuclear Physics Group, STFC Daresbury Laboratory, Daresbury, UK
- 86 Nuclear Physics Institute of the Czech Academy of Sciences, Husinec-Řež, Czech Republic
- 87 Oak Ridge National Laboratory, Oak Ridge, TN, USA
- 88 Ohio State University, Columbus, OH, USA
- 89 Physics department, Faculty of science, University of Zagreb, Zagreb, Croatia
- 90 Physics Department, Panjab University, Chandigarh, India
- 91 Physics Department, University of Jammu, Jammu, India
- 92 Physics Department, University of Rajasthan, Jaipur, India
- 93 Physics Program and International Institute for Sustainability with Knotted Chiral Meta Matter (SKCM2), Hiroshima University, Hiroshima, Japan
- 94 Physikalisches Institut, Eberhard-Karls-Universität Tübingen, Tübingen, Germany
- 95 Physikalisches Institut, Ruprecht-Karls-Universität Heidelberg, Heidelberg, Germany
- 96 Physik Department, Technische Universität München, Munich, Germany
- 97 Politecnico di Bari and Sezione INFN, Bari, Italy
- 98 Research Division and Extreme Matter Institute EMMI, GSI Helmholtzzentrum für Schwerionenforschung GmbH, Darmstadt, Germany
- 99 Saga University, Saga, Japan
- 100 Saha Institute of Nuclear Physics, Homi Bhabha National Institute, Kolkata, India
- 101 School of Physics and Astronomy, University of Birmingham, Birmingham, UK
- 102 Sección Física, Departamento de Ciencias, Pontificia Universidad Católica del Perú, Lima, Peru
- 103 Stefan Meyer Institut für Subatomare Physik (SMI), Vienna, Austria
- 104 SUBATECH, IMT Atlantique, CNRS-IN2P3, Nantes Université, Nantes, France

- 105 Suranaree University of Technology, Nakhon Ratchasima, Thailand
 106 Technical University of Košice, Kosice, Slovak Republic
 107 The Henryk Niewodniczanski Institute of Nuclear Physics, Polish Academy of Sciences, Cracow, Poland
 108 The University of Texas at Austin, Austin, TX, US
 109 Universidad Autónoma de Sinaloa, Culiacán, Mexico
 110 Universidade de São Paulo (USP), São Paulo, Brazil
 111 Universidade Estadual de Campinas (UNICAMP), Campinas, Brazil
 112 Universidade Federal do ABC, Santo Andre, Brazil
 113 University of Cape Town, Cape Town, South Africa
 114 University of Houston, Houston, TX, USA
 115 University of Jyväskylä, Jyväskylä, Finland
 116 University of Kansas, Lawrence, KS, USA
 117 University of Liverpool, Liverpool, UK
 118 University of Science and Technology of China, Hefei, China
 119 University of South-Eastern Norway, Kongsberg, Norway
 120 University of Tennessee, Knoxville, TN, USA
 121 University of the Witwatersrand, Johannesburg, South Africa
 122 University of Tokyo, Tokyo, Japan
 123 University of Tsukuba, Tsukuba, Japan
 124 University Politehnica of Bucharest, Bucharest, Romania
 125 CNRS/IN2P3, LPC, Université Clermont Auvergne, Clermont-Ferrand, France
 126 Institut de Physique des 2 Infinis de Lyon, CNRS/IN2P3, Université de Lyon, Lyon, France
 127 CNRS, IPHC UMR 7178, Université de Strasbourg, 67000 Strasbourg, France
 128 Département de Physique Nucléaire (DPhN), IRFU, Université Paris-Saclay Centre d'Etudes de Saclay (CEA), Saclay, France
 129 Università degli Studi di Foggia, Foggia, Italy
 130 Università del Piemonte Orientale, Vercelli, Italy
 131 Università di Brescia, Brescia, Italy
 132 Variable Energy Cyclotron Centre, Homi Bhabha National Institute, Kolkata, India
 133 Warsaw University of Technology, Warsaw, Poland
 134 Wayne State University, Detroit, MI, USA
 135 Westfälische Wilhelms-Universität Münster, Institut für Kernphysik, Münster, Germany
 136 Wigner Research Centre for Physics, Budapest, Hungary
 137 Yale University, New Haven, CT, USA
 138 Yonsei University, Seoul, Republic of Korea
 139 Zentrum für Technologie und Transfer (ZTT), Worms, Germany
 140 Affiliated with an institute covered by a cooperation agreement with CERN, Geneva, Switzerland
 141 Affiliated with an international laboratory covered by a cooperation agreement with CERN, Geneva, Switzerland

^a Also at Italian National Agency for New Technologies, Energy and Sustainable Economic Development (ENEA), Bologna, Italy

^b Also at Dipartimento DET del Politecnico di Torino, Turin, Italy

^c Also at Department of Applied Physics, Aligarh Muslim University, Aligarh, India

^d Also at Institute of Theoretical Physics, University of Wrocław, Wrocław, Poland

^e Also at University of Kansas, Lawrence, KS, USA

^f Also at An institution covered by a cooperation agreement with CERN, Geneva, Switzerland

† Deceased