

74Ge(n, γ) cross section below 70 keV measured at n_TOF CERN

(n_TOF Collaboration) Lederer-Woods, C.; Aberle, O.; Andrzejewski, J.; Audouin, L.; Bécarea, V.; Bacak, M.; Balibrea, J.; Barbagallo, M.; Barros, S.; Battino, U.; ...

Source / Izvornik: **The European Physical Journal A, 2022, 58**

Journal article, Published version

Rad u časopisu, Objavljena verzija rada (izdavačev PDF)

<https://doi.org/10.1140/epja/s10050-022-00878-5>

Permanent link / Trajna poveznica: <https://urn.nsk.hr/urn:nbn:hr:217:498540>

Rights / Prava: [Attribution 4.0 International](#)/[Imenovanje 4.0 međunarodna](#)

Download date / Datum preuzimanja: **2024-11-18**



Repository / Repozitorij:

[Repository of the Faculty of Science - University of Zagreb](#)





$^{74}\text{Ge}(n, \gamma)$ cross section below 70 keV measured at n_TOF CERN

C. Lederer-Woods^{1,a}, O. Aberle², J. Andrzejewski³, L. Audouin⁴, V. Bécaries⁵, M. Bacak⁶, J. Balibrea⁵, M. Barbagallo⁷, S. Barros⁸, U. Battino⁹, F. Bečvář¹⁰, C. Beinrucker¹¹, E. Berthoumieux¹², J. Billowes¹³, D. Bosnar¹⁴, M. Brugger², M. Caamaño¹⁵, F. Calviño¹⁶, M. Calviani², D. Cano-Ott⁵, R. Cardella², A. Casanovas¹⁶, D. M. Castelluccio^{17,18}, F. Cerutti², Y. H. Chen⁴, E. Chiaveri², N. Colonna⁷, G. Cortés¹⁶, M. A. Cortés-Giraldo¹⁹, L. Cosentino²⁰, L. A. Damone^{7,21}, M. Diakaki¹², C. Domingo-Pardo²², R. Dressler²³, E. Dupont¹², I. Durán¹⁵, B. Fernández-Domínguez¹⁵, A. Ferrari², P. Ferreira⁸, P. Finocchiaro²⁰, V. Furman²⁴, K. Göbel¹¹, A. R. García⁵, A. Gawlik-Ramiega³, T. Glodariu²⁵, I. F. Gonçalves⁸, E. González-Romero⁵, A. Goverdovski²⁶, E. Griesmayer⁶, C. Guerrero¹⁹, F. Gunsing^{12,2}, H. Harada²⁷, T. Heftrich¹¹, S. Heinitz²³, J. Heyse²⁸, D. G. Jenkins²⁹, E. Jericha⁶, F. Käppeler³⁰, Y. Kadi², T. Katabuchi³¹, P. Kavargin⁶, V. Ketlerov²⁶, V. Khryachkov²⁶, A. Kimura²⁷, N. Kivel²³, M. Kokkoris³², M. Krťička¹⁰, E. Leal-Cidoncha¹⁵, H. Leeb⁶, J. Lerendegui-Marco¹⁹, S. Lo Meo^{17,18}, S. J. Lonsdale¹, R. Losito², D. Macina², J. Marganiec³, T. Martínez⁵, C. Massimi^{18,33}, P. Mastinu³⁴, M. Mastroarco⁷, F. Matteucci^{35,36}, E. A. Maugeri²³, E. Mendoza⁵, A. Mengoni¹⁷, P. M. Milazzo³⁵, F. Mingrone¹⁸, M. Mirea²⁵, S. Montesano², A. Musumarra^{20,37}, R. Nolte³⁸, A. Oprea²⁵, N. Patronis³⁹, A. Pavlik⁴⁰, J. Perkowski³, I. Porras^{2,41}, J. Praena⁴¹, J. M. Quesada¹⁹, K. Rajeev⁴², T. Rauscher^{43,44}, R. Reifarh¹¹, A. Riego-Perez¹⁶, P. C. Rout⁴², C. Rubbia², J. A. Ryan¹³, M. Sabaté-Gilarte^{2,19}, A. Saxena⁴², P. Schillebeeckx²⁸, S. Schmidt¹¹, D. Schumann²³, P. Sedyshev²⁴, A. G. Smith¹³, A. Stamatopoulos³², G. Tagliente⁷, J. L. Tain²², A. Tarifeño-Saldivia²², L. Tassan-Got⁴, A. Tsinganis³², S. Valenta¹⁰, G. Vannini^{18,33}, V. Variale⁷, P. Vaz⁸, A. Ventura¹⁸, V. Vlachoudis², R. Vlastou³², A. Wallner⁴⁵, S. Warren¹³, M. Weigand¹¹, C. Weiss^{2,6}, C. Wolf¹¹, P. J. Woods¹, T. Wright¹³, P. Žugec^{2,14}, n_TOF Collaboration

¹ School of Physics and Astronomy, University of Edinburgh, Edinburgh, UK

² European Organization for Nuclear Research (CERN), Geneva, Switzerland

³ University of Lodz, Lodz, Poland

⁴ Institut de Physique Nucléaire, CNRS-IN2P3, Univ. Paris-Sud, Université Paris-Saclay, 91406 Orsay Cedex, France

⁵ Centro de Investigaciones Energéticas Medioambientales y Tecnológicas (CIEMAT), Madrid, Spain

⁶ TU Wien, Atominstytut, Stadionallee 2, 1020 Wien, Austria

⁷ Istituto Nazionale di Fisica Nucleare, Sezione di Bari, Italy

⁸ Instituto Superior Técnico, Lisbon, Portugal

⁹ University of Hull, Hull, UK

¹⁰ Charles University, Prague, Czech Republic

¹¹ Goethe University Frankfurt, Frankfurt, Germany

¹² CEA Irfu, Université Paris-Saclay, 91191 Gif-sur-Yvette, France

¹³ University of Manchester, Manchester, UK

¹⁴ Department of Physics, Faculty of Science, University of Zagreb, Zagreb, Croatia

¹⁵ University of Santiago de Compostela, Santiago, Spain

¹⁶ Universitat Politècnica de Catalunya, Barcelona, Spain

¹⁷ Agenzia nazionale per le nuove tecnologie (ENEA), Bologna, Italy

¹⁸ Istituto Nazionale di Fisica Nucleare, Sezione di Bologna, Italy

¹⁹ Universidad de Sevilla, Seville, Spain

²⁰ INFN Laboratori Nazionali del Sud, Catania, Italy

²¹ Dipartimento Interateneo di Fisica, Università degli Studi di Bari, Bari, Italy

²² Instituto de Física Corpuscular, CSIC-Universidad de Valencia, Valencia, Spain

²³ Paul Scherrer Institut (PSI), Villigen, Switzerland

²⁴ Joint Institute for Nuclear Research (JINR), Dubna, Russia

²⁵ Horia Hulubei National Institute of Physics and Nuclear Engineering, Magurele, Romania

²⁶ Institute of Physics and Power Engineering (IPPE), Obninsk, Russia

²⁷ Japan Atomic Energy Agency (JAEA), Tokai-Mura, Japan

²⁸ European Commission, Joint Research Centre (JRC), Geel, Belgium

²⁹ University of York, York, UK

³⁰ Karlsruhe Institute of Technology, Campus North, IKP, 76021 Karlsruhe, Germany

³¹ Tokyo Institute of Technology, Tokyo, Japan

³² National Technical University of Athens, Athens, Greece

³³ Dipartimento di Fisica e Astronomia, Università di Bologna, Bologna, Italy

³⁴ Istituto Nazionale di Fisica Nucleare, Sezione di Legnaro, Italy

³⁵ Istituto Nazionale di Fisica Nucleare, Sezione di Trieste, Italy

³⁶ Dipartimento di Astronomia, Università di Trieste, Trieste, Italy

³⁷ Dipartimento di Fisica e Astronomia, Università di Catania, Catania, Italy

³⁸ Physikalisch-Technische Bundesanstalt (PTB), Bundesallee 100, 38116 Braunschweig, Germany

³⁹ University of Ioannina, Ioannina, Greece

⁴⁰ Faculty of Physics, University of Vienna, Vienna, Austria

⁴¹ University of Granada, Granada, Spain

⁴² Bhabha Atomic Research Centre (BARC), Mumbai, India

⁴³ Centre for Astrophysics Research, University of Hertfordshire, Hatfield, UK

⁴⁴ Department of Physics, University of Basel, Basel, Switzerland

⁴⁵ Australian National University, Canberra, Australia

Received: 19 August 2022 / Accepted: 31 October 2022 / Published online: 9 December 2022

© The Author(s) 2022

Communicated by N. Alamanos

Abstract Neutron capture reaction cross sections on ^{74}Ge are of importance to determine ^{74}Ge production during the astrophysical slow neutron capture process. We present new resonance data on $^{74}\text{Ge}(n, \gamma)$ reactions below 70 keV neutron energy. We calculate Maxwellian averaged cross sections, combining our data below 70 keV with evaluated cross sections at higher neutron energies. Our stellar cross sections are in agreement with a previous activation measurement performed at Forschungszentrum Karlsruhe by Marganiec et al., once their data has been re-normalised to account for an update in the reference cross section used in that experiment.

1 Introduction

Neutron capture cross sections in the keV neutron energy range are an essential input to study nucleosynthesis of the slow neutron capture process (s-process), responsible for forming about half of the elemental abundances between Fe and Bi [1]. The s-process is characterised by a series of neutron captures on Fe seed nuclei, with moderate neutron densities of a few 10^8 cm^{-3} . Since β -decays proceed typically faster than neutron captures, the reaction path follows along the valley of stability.

Isotopes from mass $A = 60\text{--}90$ are produced by the so-called *weak* component of the s-process, occurring in massive stars (more than about 8 solar masses). Neutrons are generated by $^{22}\text{Ne}(\alpha, n)$ reactions during helium core, and later carbon shell burning phases. Germanium is thought to dominantly originate from this stellar site [2], and produced abundances sensitively depend on the value of the Maxwellian averaged

capture cross sections, i.e. the neutron capture cross sections averaged over the stellar neutron spectrum. Our collaboration has recently published cross section results on the stable Ge isotopes $^{70,72,73,76}\text{Ge}$ [3–6]. This article will present results for the remaining stable isotope ^{74}Ge .

Experimental data of neutron capture reactions on ^{74}Ge are scarce. In the neutron energy range covered in this experiment (roughly 1 eV to 70 keV), there is only one measurement of resonance properties by Maletski et al. [7], who combined capture and transmission data to obtain resonance parameters. In total, ten resonances have been identified, however for only two resonances it was possible to determine radiative widths. In addition, there is also a transmission measurement of the total cross section of natural germanium by Harvey and Hockaday [8].

There are several measurements of averaged neutron cross sections in the keV region, obtained via the activation technique [9–15]. However, cross sections at neutron energies around 25 keV (where most measurements were performed) show a large scatter from 19 to 54 mb between the existing data (see Fig. 3 of [9]). The scarceness of resonance data, and inconsistencies in activation data, motivated a new measurement of the $^{74}\text{Ge}(n, \gamma)$ using the time-of-flight technique at the n_TOF facility.

2 Experiment

The measurement was performed at the neutron time-of-flight facility n_TOF at CERN. Neutrons are produced by spallation reactions of a 20 GeV/c proton beam provided by the CERN-PS impinging on a 1.3-ton lead target. The pulsed proton beam has a width of 7 ns r.m.s. and a typical intensity of 7×10^{12} protons per pulse, resulting in produc-

Deceased: F. Käppeler.

^a e-mail: claudia.lederer-woods@ed.ac.uk (corresponding author)

tion of roughly 10^{15} neutrons per pulse. The spallation target is surrounded by a water moderator which shapes the initially energetic neutrons to an isoenergic energy spectrum, with neutron energies ranging from a few meV to several GeV. The experiment was performed at a distance of 185 m from the spallation target, at Experimental Area 1, which offers excellent neutron energy resolution ($\Delta E/E \approx 10^{-3}$ at $E_n = 10$ keV) in combination with a high instantaneous neutron flux ($\approx 6 \times 10^5 - 1 \times 10^7$ neutrons per pulse depending on beam collimation). A full description of the facility and neutron beam characteristics can be found in Ref. [16]. The ^{74}Ge sample consisted of 95.51% isotopically enriched GeO_2 with a total mass of 2.575 g. The material was obtained in form of powder and pressed into a cylindrical pellet of 2 cm diameter at PSI Villigen. In addition to the ^{74}Ge sample, data were also taken with an empty sample holder (to measure the background), a germanium sample of natural isotopic composition (to identify/confirm resonances from isotopic impurities), and a Au sample (for data normalisation) of the same diameter. Backgrounds due to natural radioactivity and cosmic rays were determined in runs without neutron beam. Radiative capture events were detected with a set of four liquid scintillation (C_6D_6) detectors, detecting the prompt γ -rays emitted after a neutron capture. These detectors have been specifically optimised to have an extremely low sensitivity to neutrons scattered off the sample [17, 18], which is essential when studying lower mass nuclei which typically exhibit high neutron scattering-to-capture probabilities. Data were recorded using 14-bit flash ADCs operated at a sampling rate of 1 GHz. Signal amplitudes and arrival times were determined using an off-line Pulse Shape Algorithm [19].

3 Data analysis and results

3.1 Neutron capture yield

Time-of-flight data were converted to neutron energy by calibrating the flight path to resonances of well known energy in $^{197}\text{Au}+n$ reactions taken from ENDF/B-VIII.0 [20]. The neutron capture yield Y can then be obtained as

$$Y(E_n) = \frac{C(E_n) - B(E_n)}{\Phi(E_n)\epsilon} \quad (1)$$

where C is the number of counts, B is the background, and ϵ is the efficiency to detect a capture event. The energy dependence of the neutron fluence $\Phi(E_n)$ was measured in a separate campaign using reference reactions with a well known cross section such as $^{10}\text{B}(n, \alpha)$ and $^{235}\text{U}(n, f)$ and several different types of detectors [21].

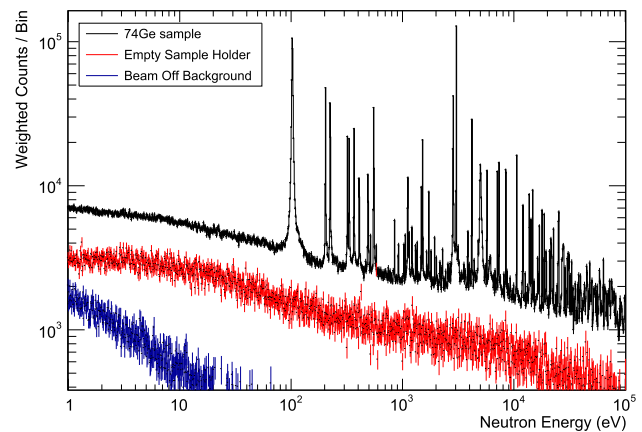


Fig. 1 Weighted count spectra from 1 eV to 100 keV neutron energy obtained at n_TOF for the ^{74}Ge sample, the empty sample holder, and without neutron beam. The resonances below 1 keV come from isotopic impurities, mainly ^{73}Ge

The background B was determined in runs with an empty sample holder and in runs without neutron beam to correct backgrounds due to cosmic rays and natural radioactivity.

The detection efficiency typically depends on the γ -ray energy, which can vary for each neutron capture event. A detection efficiency independent of the de-excitation path of the compound nucleus was achieved by applying the Total Energy Detection principle paired with the Pulse Height Weighting Technique (PHWT) [22, 23], which has been widely used in neutron capture measurements with C_6D_6 detectors.

The PHWT is based on applying a pulse height dependent weight to each detected signal, so that, on average, the efficiency to detect a γ -ray, ϵ_γ , is proportional to the γ -ray energy, E_γ . If only one γ -ray of the cascade is detected, the efficiency to detect a capture event ϵ is then proportional to the excitation energy of the compound nucleus, which is given by the sum of neutron separation energy S_n and centre-of-mass energy E_{cm} , hence $\epsilon \propto S_n + E_{cm}$. Polynomial weighting functions were determined by simulations of the detector response to mono-energetic γ -rays (from 0.1 to 10 MeV) with GEANT4 [24], taking into account the details of sample, detectors and other structural material (detector holders, beam pipes etc.). The data were further corrected for the loss of signals due to the analysis thresholds (200 keV), and due to electron conversion events. These corrections were determined by simulations of realistic neutron capture cascades in ^{75}Ge and ^{198}Au using the code DICEBOX [25].

Figure 1 shows weighted count spectra as a function of neutron energy from 1 eV to 100 keV. The background recorded without neutron beam is only relevant at low neutron energies (corresponding to larger time-of-flight intervals), while the 'empty sample holder' background due to

neutron reactions with the sample holder and other structural material is non-negligible over the entire neutron energy range considered.

While the pulse height weighting procedure described before allowed to correct for dependencies of the detection efficiency on the de-excitation path of the compound nucleus, this was not sufficient for an accurate determination of the absolute yield, since (i) the distances between detectors and samples are not known with sufficient accuracy, and (ii) the neutron beam was larger in diameter than the capture sample. An accurate normalisation of the yield was achieved using the saturated resonance technique at the 4.9-eV resonance in Au [26]: Measurements were taken with a Au sample of the same diameter as the Ge sample and an areal density large enough, so that essentially all neutrons near the resonance energy are captured, and produce a capture γ -cascade. This allows normalisation of the data with high accuracy, since there is almost no dependence of the maximum yield on the exact values of the 4.9-eV resonance parameters. The neutron beam size slightly depends on neutron energy. This dependency was corrected using simulations, which have been verified experimentally [16]. These corrections were below 2% in the neutron energy range of interest.

The systematic uncertainty associated with the PHWT is 2% [23]. In addition, we estimate uncertainties due to the threshold corrections, and the normalisation at 4.9-eV to be at most 1%.

3.2 Resonance fitting

The capture yield was analysed using the multi-level R-matrix code SAMMY [27]. Neutron resonances associated with $^{74}\text{Ge}+n$ were identified by comparing the enriched sample data to data recorded with a metallic Ge sample of natural composition. Resonances were fitted including backgrounds from isotopic impurities, and assuming a constant residual background in the region around the resonance. In addition, Doppler and resolution broadening, as well as multiple scattering and self shielding effects were taken into account in the fitting procedure.

In general, capture data alone do not allow to determine all individual parameters (resonance spin J and parity π , neutron and radiative widths, Γ_n and Γ_γ , respectively). However, for all resonances we can determine their energies E_R and capture kernels K defined as

$$K = g \frac{\Gamma_\gamma \Gamma_n}{\Gamma_\gamma + \Gamma_n} \quad (2)$$

where g is the spin statistical factor

$$g = \frac{2J + 1}{(2s + 1)(2I + 1)} \quad (3)$$

with s being the neutron spin ($s^\pi = 1/2^+$), and I the ground state spin of the target nucleus ($I^\pi = 0^+$).

The results for capture resonance energies and capture kernels are shown in Table 1 with statistical uncertainties. The uncertainty of resonance energies due to the uncertainty in determining the neutron flight path length is around 0.04%. Uncertainties of the capture kernels due to systematic effects are in total 3% below, and 5.5% above 10 keV, due to the neutron fluence shape (2% below, and 5% above 10 keV), the PHWT (2%), and the normalisation (1%). Fits were performed up to neutron energies of 70 keV, for higher energies the worsening neutron energy resolution and decreasing capture cross section and neutron flux made it too difficult to distinguish resonances from the background.

We can compare capture kernels to the only previous resonance capture measurement for two resonances. Maletski et al. [7] obtained $\Gamma_n = 8 \pm 2$ eV and $\Gamma_\gamma = 0.16 \pm 0.04$ eV for the resonance at 2858 eV, with $J^\pi = 1/2^+$, which, assuming no correlation between the individual widths results in a $K = 157 \pm 38$ meV, in good agreement with our result $K = 151.7 \pm 5.0$ meV. At 3051 eV, Maletski found $\Gamma_n = 1.0 \pm 0.6$ eV and $\Gamma_\gamma = 0.23 \pm 0.04$ eV with $J^\pi = 1/2^+$, resulting in $K = 187 \pm 34$ meV, which is significantly different from our result $K = 264.9 \pm 8.6$ meV. Figure 2 shows the n_TOF data and SAMMY fits for those two resonances, compared to predictions using ENDF/B-VIII resonance parameters, which are equivalent to Maletski et al., except for a slight adjustment in resonance energy to match Harvey and Hockaday's [8] total cross section data. In Fig. 3, we show an example of our data and SAMMY fits at higher neutron energies, where our experiment identified a number of previously unknown resonances.

Despite the fact that resonance J , Γ_n and Γ_γ can not be determined for all resonances, we can determine at least some of these quantities for several, especially strong resonances. Using the resonance parameters obtained from the fitting, we are able to constrain the average resonance parameters for s -wave resonances, namely, the average radiative width ($\langle \Gamma_\gamma^{\ell=0} \rangle$), the average resonance spacing D_0 , and neutron strength function S_0 . For this purpose we assumed that there are no unresolved doublets or even more complex structures.

During determination of the average radiative width we relied on the assumption that the strongest resonances (in terms of $g\Gamma_n/\sqrt{E_n}$) are of s -wave character, i.e. $J^\pi = 1/2^+$. For all these resonances $k \approx g\Gamma_\gamma$, $g = 1$, and Γ_γ thus should be a reliable quantity. The Γ_γ from seven strongest resonances below 35 keV (all of them are definitely of s -wave origin) yield the average value $\langle \Gamma_\gamma^{\ell=0} \rangle = 211(17)$ meV and the standard deviation of the distribution $\sigma_{\Gamma_\gamma} = 44(13)$ meV. Our value of the average radiative width is in excellent agreement with 195(40) meV of Mughabghab [28].

Table 1 Resonance energies E_R and resonance capture kernels K with statistical uncertainties from the fitting procedure

E_R (eV)	K (meV)	E_R (eV)	K (meV)
1518.94 ± 0.03	6.7 ± 0.2	33776.5 ± 5.2	192 ± 24
1729.97 ± 0.05	3.4 ± 0.1	34103.1 ± 4.1	196 ± 22
2858.11 ± 0.12*	151.7 ± 2.1	34768.3 ± 4.1	171 ± 26
3051.40 ± 0.02*	264.9 ± 3.4	34980.9 ± 0.2	51 ± 39
3863.41 ± 0.10	9.1 ± 0.4	35309.5 ± 7.2	224 ± 34
3996.32 ± 0.50	1.9 ± 0.3	35693.2 ± 5.6	335 ± 41
4206.92 ± 0.04*	74.8 ± 1.4	35976.7 ± 4.6	266 ± 35
5022.05 ± 0.96*	258.2 ± 4.1	37559.1 ± 3.4	280 ± 30
5736.94 ± 0.08	52.4 ± 1.7	38164.8 ± 4.5	128 ± 23
7121.27 ± 0.12	75.8 ± 2.2	38271.4 ± 4.1	198 ± 27
7365.95 ± 0.14	129.3 ± 5.0	39699.6 ± 31.1	644 ± 86
8164.51 ± 0.11	3.8 ± 3.6	40112.9 ± 0.2	85 ± 69
8503.52 ± 0.13	272.5 ± 5.9	41607.2 ± 0.4	77 ± 60
10651.12 ± 0.18	289.6 ± 7.9	42612.4 ± 6.5	56 ± 24
12077.96 ± 0.64*	173.7 ± 7.4	43181.4 ± 28.1*	308 ± 61
12704.85 ± 0.01	17.0 ± 15.6	43638.7 ± 5.9	47 ± 31
13761.38 ± 0.45	232.4 ± 8.9	44481.2 ± 0.1	47 ± 38
13871.82 ± 0.30	81.6 ± 4.9	44745.2 ± 0.2	76 ± 57
14025.08 ± 5.35	12.0 ± 11.6	44992.7 ± 6.3	77 ± 23
14233.75 ± 0.47	147.5 ± 6.7	45197.0 ± 7.7	188 ± 35
14818.55 ± 0.34	252.9 ± 11.2	45405.0 ± 9.9	315 ± 49
16173.12 ± 2.82	10.5 ± 3.0	45653.9 ± 5.5	136 ± 23
16441.78 ± 0.72	68.2 ± 4.9	46044.8 ± 6.2	271 ± 36
16727.72 ± 2.39	11.3 ± 3.1	47233.1 ± 9.7	223 ± 33
16938.33 ± 0.51	178.8 ± 11.9	48011.2 ± 5.7	287 ± 38
17995.66 ± 0.56	242.9 ± 12.8	48214.4 ± 7.5	264 ± 37
18703.53 ± 1.00	151.5 ± 11.6	48616.6 ± 7.2	127 ± 23
18802.10 ± 2.66	56.0 ± 10.6	49183.3 ± 12.5	159 ± 30
18816.82 ± 1.22	82.2 ± 19.7	49727.0 ± 7.2	167 ± 30
19562.03 ± 3.95*	194.6 ± 18.8	50117.1 ± 9.5	116 ± 29
21041.44 ± 1.12	143.3 ± 14.6	50309.1 ± 7.8	397 ± 47
21198.16 ± 0.71	20.9 ± 18.2	52207.1 ± 6.6	281 ± 35
21646.37 ± 1.06	229.6 ± 13.6	52743.0 ± 5.8	126 ± 22
21712.81 ± 1.49	62.4 ± 5.9	53057.2 ± 9.0	218 ± 36
22005.38 ± 3.84*	171.4 ± 24.9	53543.2 ± 13.8	266 ± 43
22819.89 ± 0.86	239.8 ± 12.6	54056.6 ± 6.5	384 ± 44
24532.29 ± 0.81	44.7 ± 21.2	55137.9 ± 4.9	238 ± 28
25063.98 ± 1.40	206.7 ± 16.0	56228.6 ± 16.0	370 ± 47
25191.50 ± 1.43*	225.1 ± 14.5	57237.0 ± 0.1	57 ± 44
25356.25 ± 3.53	101.3 ± 33.3	57961.7 ± 0.1	63 ± 47
25380.40 ± 1.50	348.2 ± 41.4	58242.8 ± 7.2	171 ± 29
27169.58 ± 1.86	125.6 ± 13.4	58859.0 ± 5.2	541 ± 46
27288.62 ± 1.92	163.1 ± 14.1	59375.3 ± 8.9	160 ± 32
27691.80 ± 2.87	284.3 ± 21.2	59584.4 ± 0.2	99 ± 70
27888.79 ± 2.24	134.5 ± 13.7	59760.0 ± 17.3	324 ± 64
28020.09 ± 1.96	223.3 ± 16.4	60167.8 ± 21.3	158 ± 41
28144.00 ± 3.16	42.7 ± 7.3	61354.8 ± 100.6*	465 ± 101
28962.43 ± 2.10	131.0 ± 13.5	63217.0 ± 17.3	264 ± 51

Table 1 continued

E_R (eV)	K (meV)	E_R (eV)	K (meV)
30187.33 ± 5.21	238.1 ± 21.4	63765.7 ± 16.0	401 ± 73
30879.31 ± 2.03	216.1 ± 15.7	64032.6 ± 9.5	535 ± 72
31227.78 ± 1.73	391.8 ± 21.5	65434.3 ± 17.6	393 ± 68
32263.62 ± 2.58	136.1 ± 14.1	66113.9 ± 41.0	350 ± 82
33172.42 ± 2.67	187.5 ± 23.6	66710.8 ± 11.6	418 ± 56
33225.33 ± 2.07	127.0 ± 109.9	67716.5 ± 6.9	78 ± 50
33352.95 ± 1.72	48.3 ± 12.2	68830.4 ± 13.5	297 ± 45

E_R have an additional uncertainty of 0.04% from the uncertainty in the neutron flight path length. K has additional uncertainties due to systematic effects of 3% below, and 5.5% above 10 keV (see text for details)
*Resonances observed in a previous experiment [7]

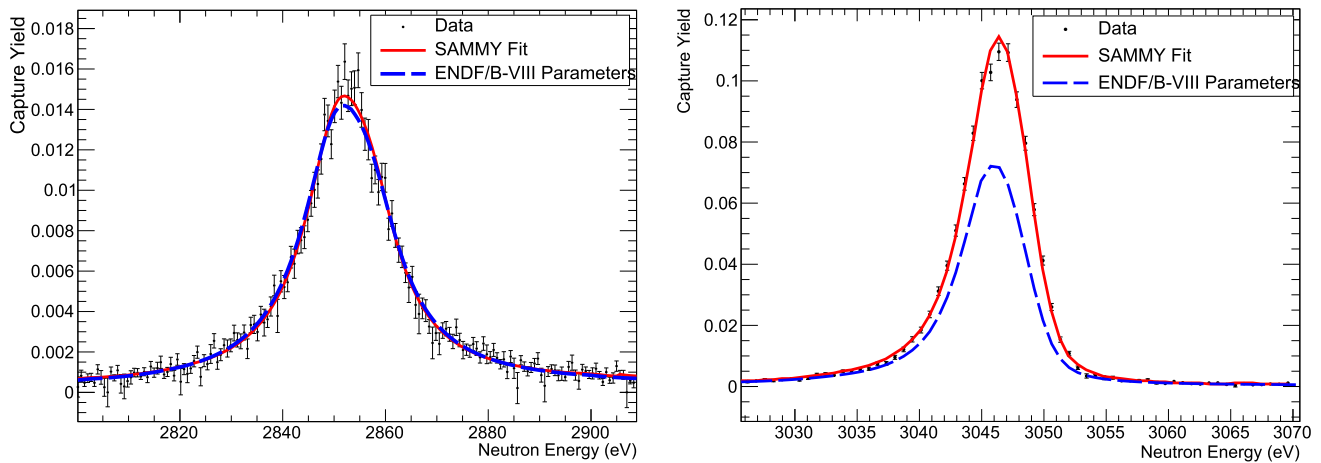


Fig. 2 n_TOF data and SAMMY fits for resonances at 2858 and 3051 eV compared to the ENDF/B-VIII evaluation, which is based on a measurement by Maletski et al. [7]

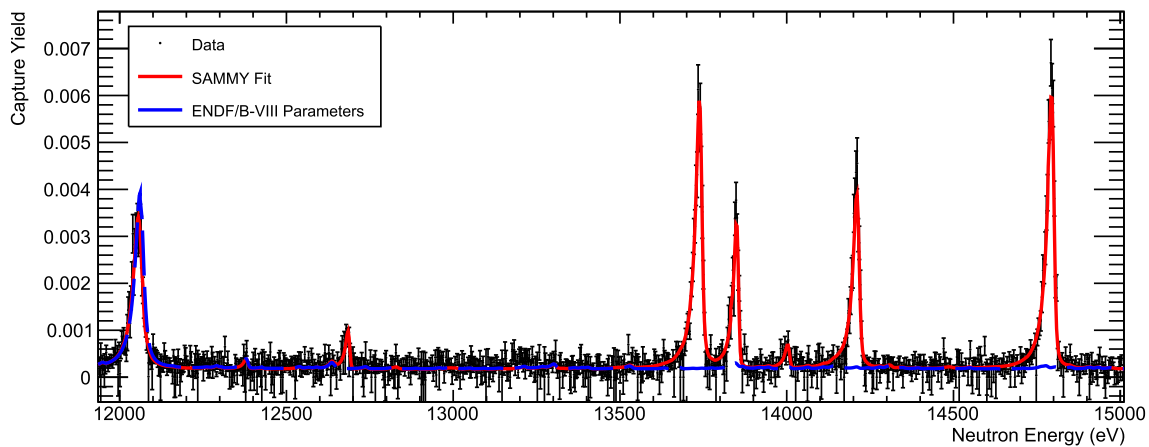


Fig. 3 n_TOF data and SAMMY fits for resonances from about 12 to 15 keV, where most resonances are observed for the first time

The strongest resonances (in $g\Gamma_n/\sqrt{E_n}$) can be also used for determination of the s -wave neutron strength function S_0 . The exact value strongly depends on the maximum neutron energy used; S_0 from maximum energies of 35 and 70 keV yields $\approx 1.0(4) \times 10^{-4}$ and $\approx 2.4(7) \times 10^{-4}$, respectively; the uncertainties are dominated by the Porter-Thomas

fluctuations of individual reduced widths. The actual S_0 is very likely between these two values; Ref. [28] gives $S_0 = 2.2(7) \times 10^{-4}$, which was determined from the strongest resonances below 62 keV. To determine D_0 we adopted a method similar to that used in the analysis of previous Ge isotopes [3–6]. We compared the observed number of resonances having

Table 2 Maxwellian averaged cross sections of experimental data combined with the evaluated libraries ENDF/B-VIII [20] (same as JENDL-5.0 [30]), JEFF-3.3 [31] and TENDL-2021 [32]

kT (keV)	$\langle\sigma\rangle$ (mb)		
	n_TOF+ENDF/B-VIII	n_TOF+JEFF-3.3	n_TOF+TENDL-2021
5	118.5 ± 3.6	118.5 ± 3.6	118.5 ± 3.6
10	79.7 ± 3.0	79.6 ± 3.0	79.7 ± 3.0
15	63.0 ± 2.7	62.8 ± 2.7	63.4 ± 2.7
20	53.3 ± 2.4	52.8 ± 2.4	53.9 ± 2.4
25	46.8 ± 2.3	46.0 ± 2.2	47.6 ± 2.3
30	42.2 ± 2.3	41.1 ± 2.2	43.1 ± 2.4
40	36.0 ± 2.6	34.6 ± 2.4	37.1 ± 2.6
50	32.0 ± 2.9	30.4 ± 2.6	33.2 ± 2.8
60	29.2 ± 3.1	27.5 ± 2.8	30.5 ± 3.0
70	27.1 ± 3.2	25.4 ± 2.9	28.4 ± 3.1
80	25.5 ± 3.3	23.8 ± 3.0	26.8 ± 3.2
90	24.2 ± 3.3	22.6 ± 3.0	25.6 ± 3.2
100	23.2 ± 3.4	21.6 ± 3.0	24.5 ± 3.3

Uncertainties of JEFF-3.3 and ENDF/B-VIII cross sections have been assumed as 20% while the uncertainty for TENDL-2019 is available online [33]

a kernel higher than a threshold with predictions from simulations based on the statistical model, i.e., assuming Porter-Thomas distribution of reduced neutron widths and Wigner spacing of neighbouring resonances. The Γ_γ in simulations were assumed to have a common expectation value (given above) for all J^π and to originate from a χ^2_ν distribution with $\nu = 35$ degrees of freedom; this ν gives $\sigma_{\Gamma_\gamma}/\langle\Gamma_\gamma\rangle \approx 1/4$, in agreement with the experiment. For the resonance density we further assumed the spin dependence from Ref. [29] and parity independence. Our data give $D_0 = 3.0(4)$ keV consistently for several different maximum neutron energies and thresholds. The deduced D_0 is also virtually independent of the exact values of S_0 and S_1 used in simulations; for S_0 we tested the above-mentioned wide range, for S_1 the range $1 - 3 \times 10^{-4}$. Our D_0 perfectly agrees with 3.0(8) keV of Ref. [28].

4 Maxwellian averaged cross sections and astrophysical implications

In a stellar environment, neutrons are rapidly thermalised, hence, the neutron capture rate depends on the neutron capture cross section averaged over a Maxwell Boltzmann velocity distribution. This Maxwellian averaged cross section (MACS) at stellar temperature T is defined as

$$\langle\sigma\rangle = \frac{2}{\sqrt{\pi}} \frac{1}{(kT)^2} \cdot \int_0^\infty E\sigma(E) \cdot \exp\left(-\frac{E}{kT}\right) dE \quad (4)$$

For s-process environments, stellar temperatures can reach up to 1 GK (corresponding to $kT=86$ keV). Hence, to reliably calculate MACSs for all the relevant stellar tempera-

tures, neutron capture cross sections need to be known up to several hundred keV. In this measurement, we determined the cross section up to 70 keV. Therefore, the data need to be supplemented by evaluated neutron capture cross sections for neutron energies above. We have calculated MACSs up to $kT = 100$ keV combining our experimental results limited to neutron energies below 70 keV with the major nuclear data libraries ENDF/B-VIII [20], JENDL-5.0 [30] (which is the same as ENDF/B-VIII), JEFF-3.3 [31], and TENDL-2021 [32] above 70 keV. Results are shown in Table 2. The uncertainties for evaluated cross sections have been assumed to be 20% for ENDF/B-VIII / JENDL-5.0 and JEFF-3.3, while the uncertainties for TENDL-2021 can be found online [33]. The contribution of our experimental results to the MACSs is at least 80% up to $kT = 30$ keV, and then drops gradually to about 26–30% at $kT = 100$ keV. MACSs in combination with the libraries show no large variation, and remain within 14% for all kT -values.

To choose which combination to use for our astrophysical impact study, we compare averaged cross sections between 10 and 70 keV obtained from our data to libraries. Overall, the TENDL-2021 evaluation yields the best agreement with our data, therefore, we subsequently use TENDL-2021 for $E_n > 70$ keV. Taking into account the uncertainties quoted for the TENDL cross section (e.g. 17.5% around 100 keV [33]), we obtain total MACS uncertainties between 3% at $kT = 5$ keV and 14% at $kT = 100$ keV. In Table 3, these values are compared to the most recent measurement by Marganec et al. [9]. In that work, the MACS at $kT = 25$ keV was obtained via activation in a quasi-stellar neutron spectrum at Forschungszentrum Karlsruhe, and the MACS values at other temperatures were obtained by extrapolation using

Table 3 Maxwellian averaged cross sections obtained from our experimental results in combination with the TENDL-2021 evaluation

kT (keV)	$\langle\sigma\rangle$ (mb)		
	n_TOF+TENDL-2021	Marganiec et al.	KADoNiS-v1.0
5	118.5 ± 3.6	106 ± 12	106.8
10	79.7 ± 3.0	70.2 ± 7.3	76.8
15	63.4 ± 2.7	55.0 ± 5.8	61.0
20	53.9 ± 2.4	46.9 ± 5.0	51.4
25	47.6 ± 2.3	41.1 ± 4.6	45.0
30	43.1 ± 2.4	37.6 ± 3.9	40.3 ± 4.2
40	37.1 ± 2.6	32.6 ± 3.4	34.1
50	33.2 ± 2.8	29.0 ± 3.1	30.0
60	30.5 ± 3.0	26.3 ± 2.8	27.2
70	28.4 ± 3.1		
80	26.8 ± 3.2	23.4 ± 2.8	23.5
90	25.6 ± 3.2		
100	24.5 ± 3.3	22.0 ± 3.0	21.2

This is compared to results from Marganiec et al. [9], and the latest version of the KADoNiS Database v1.0 [36], which is based on Marganiec et al., but re-normalised to an updated $^{197}\text{Au}(n, \gamma)$ cross section, which was used as a reference reaction in that measurement

the energy dependence predicted by evaluated libraries. The MACS values are 11–16% higher over the entire range of kT -values. Table 3 also shows the MACS values recommended by the newest (test) version of the Karlsruhe Astrophysical Database of Nucleosynthesis in Stars KADoNiS-v1.0 [36]. These values are based on results of [9], however they have been re-normalised to an updated $^{197}\text{Au}(n, \gamma)$ cross section [37,38], which was used as a reference reaction in that experiment (see Ref. [39] for details). In addition the extrapolation to other kT values was performed differently. The re-normalised MACS at 30 keV is now in agreement with our results within uncertainties.

We investigate the impact of our results on nucleosynthesis for the model of a massive star of 15 solar masses and a metallicity of $Z = 0.006$ [40]. *s*-process nucleosynthesis was calculated by means of post-processing using the multi-zone code MPPNP [41]. The weak *s*-process in massive stars is activated in two phases of stellar evolution. At the end of helium core burning neutrons are released by $^{22}\text{Ne}(\alpha, n)$ reactions at stellar temperatures around 0.3 GK. The material is then reprocessed during the later carbon shell burning phase at higher stellar temperatures up to 1 GK, again via the $^{22}\text{Ne}(\alpha, n)$ neutron source. For our investigation, we compare final abundances after carbon shell burning using the standard network, which is based on Marganiec et al. [9] data, and our results. Figure 4 shows abundance ratios for the stable isotopes of Ge, As, Se and Br using MACSs of this work, compared to MACSs from Ref. [9] (which are 11–16% lower over all kT -values). Our results show a decrease of ^{74}Ge abundances by about 10%, while the abundances of heavier isotopes along the reaction chain increase by at most 3%.

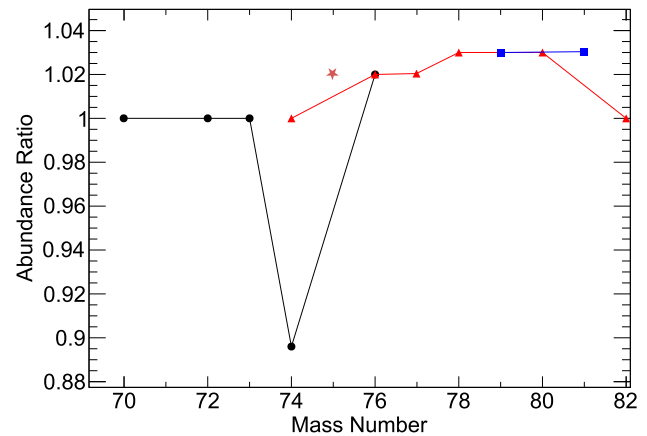


Fig. 4 Ratio of abundances for Ge (circles), As (star), Se (triangles) and Br (squares) isotopes produced after carbon shell burning in a 15 solar mass star with metallicity $Z = 0.006$, using ^{74}Ge MACS of this work, compared to MACS from Marganiec et al. [9]. The lines connect isotopes belonging to the same element

5 Summary

We have measured $^{74}\text{Ge}(n, \gamma)$ cross sections at the neutron time-of-flight facility n_TOF at CERN. We obtain in total 110 resonance energies and capture kernels up to 70 keV neutron energy, with systematic uncertainties of 3% below, and 5.5% above 10 keV. Our results are used in combination with the TENDL-2021 evaluation at higher neutron energies to determine Maxwellian averaged cross sections between $kT = 5$ and $kT = 100$ keV. Our MACSs are in agreement with the most recent measurement by Marganiec et al. [9], once their data have been re-normalised to account for an update in the $^{197}\text{Au}(n, \gamma)$ reference cross section [36,39]. We have studied the impact of our new results on the *weak*

s-process occurring in massive stars, using a 15 solar mass model with a metallicity of $Z = 0.006$. Using the new cross sections, the ^{74}Ge abundances are about 10% reduced after the carbon shell burning phase, while abundances of heavier isotopes along the reaction chain are a few % higher.

Acknowledgements For the purpose of open access, the author has applied a Creative Commons Attribution (CC BY) licence to any Author Accepted Manuscript version arising from this submission. This work was supported by the Austrian Science Fund FWF (J3503), the Dr. Hans Messer Stiftung (Germany), the UK Science and Facilities Council (ST/M006085/1), and the European Research Council ERC-2015-StG No. 677497, the MSMT of the Czech Republic, the Charles University UNCE/SCI/013 project and by the funding agencies of the participating institutes. Our deepest gratitude to Franz Käppeler, whom this special issue is dedicated to. He was an invaluable part of our collaboration and central to many of its scientific achievements. As a personal note, CLW would like to acknowledge Franz for his continuous encouragement and support for many years. It was a pleasure and privilege to learn from, and work with him and he will be very missed.

Data availability statement This manuscript has associated data in a data repository [Authors' comment: The datasets generated during and/or analysed during the current study are not publicly available yet, but are available from the corresponding author on reasonable request.]

Open Access This article is licensed under a Creative Commons Attribution 4.0 International License, which permits use, sharing, adaptation, distribution and reproduction in any medium or format, as long as you give appropriate credit to the original author(s) and the source, provide a link to the Creative Commons licence, and indicate if changes were made. The images or other third party material in this article are included in the article's Creative Commons licence, unless indicated otherwise in a credit line to the material. If material is not included in the article's Creative Commons licence and your intended use is not permitted by statutory regulation or exceeds the permitted use, you will need to obtain permission directly from the copyright holder. To view a copy of this licence, visit <http://creativecommons.org/licenses/by/4.0/>.

References

1. R. Reifarth, C. Lederer, F. Käppeler, J. Phys. G **41**, 053101 (2014)
2. M. Pignatari, R. Gallino, M. Heil, M. Wiescher, F. Käppeler, F. Herwig, S. Bisterzo, *Astroph. J.* **710**, 1557–1577 (2010)
3. A. Gawlik et al., n_TOF Collaboration. *Phys. Rev. C* **100**, 045804 (2019)
4. C. Lederer-Woods et al., n_TOF Collaboration. *Phys. Lett. B* **790**, 458 (2019)
5. M. Dietz et al., n_TOF Collaboration. *Phys. Rev. C* **103**, 045809 (2021)
6. A. Gawlik-Ramiega et al., n_TOF Collaboration. *Phys. Rev. C* **104**, 044610 (2021)
7. K. Maletski, L.B. Pikelner, I.M. Salamatin, E.I. Sharapov, *At. Energ. USSR* **24**, 173 (1968)
8. J.A. Harvey, M. Hockaday, EXFOR Entry 13770.004
9. J. Marganiec, I. Dillmann, C. Domingo Pardo, F. Käppeler, R. Reifarth, R. Gallino, M. Pignatari, and P. Grabmayr *Phys. Rev. C* **79**, 065802 (2009)
10. R.P. Anand, M.L. Jhingan, D. Bhattacharya, E. Kondaiah, *Il Nuovo Cimento A* **50**, 247 (1979)
11. V.A. Tolstikov, V.P. Koroleva, V.E. Kolesov, A.G. Dovbenko, *Soviet Atomic Energy* **23**, 1347 (1967)
12. R.L. Macklin, N.H. Lazar, W.S. Lyon, *Phys. Rev.* **107**, 504 (1957)
13. G. Walter et al., *Astron. Astrophys.* **167**, 186 (1986)
14. A. Lakshmana Rao and J. Rama Rao, *Phys. Rev. C* **6**, 572 (1972)
15. A.K. Chaubey, M.L. Sehgal, *Phys. Rev.* **152**, 1055 (1966)
16. C. Guerrero et al., n_TOF Collaboration. *Eur. Phys. J. A* **49**, 27 (2013)
17. R. Plag, M. Heil, F. Käppeler, P. Pavlopoulos, R. Reifarth, K. Wisshak, *Nucl. Instrum. Methods Phys. Res. A* **496**, 425 (2003)
18. P.F. Mastinu, et al., “New C_6D_6 detectors: reduced neutron sensitivity and improved safety”, n_TOF-PUB-2013-002; CERN-n_TOF-PUB-2013-002 (2003)
19. P. Zugec et al., n_TOF Collaboration. *Nucl. Instrum. Methods Phys. Res. Sect. A* **812**, 134 (2016)
20. D.A. Brown et al., *Nucl. Data Sheets* **148**, 1 (2018)
21. M. Barbagallo et al., n_TOF Collaboration. *Eur. Phys. J. A* **49**, 156 (2013)
22. R.L. Macklin, R.H. Gibbons, *Phys. Rev.* **159**, 1007 (1967)
23. U. Abbondanno et al., n_TOF Collaboration. *Nucl. Instrum. Methods Phys. Res. A* **521**, 454 (2004)
24. S. Agostinelli et al., Geant4 Collaboration. *Nucl. Instr. Meth. Phys. Res. A* **506**, 250 (2003)
25. F. Bečvář, *Nucl. Instr. Meth. A* **417**, 434 (1998)
26. R.L. Macklin, J. Halperin, R.R. Winters, *Nucl. Instr. Meth.* **164**, 213 (1979)
27. N.M. Larson, *Technical report ORNL/TM-9179/R8, Updated users guide for SAMMY: Multilevel R-matrix fits to neutron data using Bayes' equations* (Oak-Ridge National Laboratory, Oak Ridge, TN, USA, 2008)
28. S.F. Mughabghab, *Atlas of Neutron Resonances* (Elsevier, Amsterdam, 2006)
29. Till von Egidy, D. Bucurescu, *Phys. Rev. C* **72**, 044311(2005)
30. O. Iwamoto, N. Iwamoto, K. Shibata, A. Ichihara, S. Kunieda, F. Minato, S. Nakayama, Status of JENDL. EPJ Web of Conferences **239**, 09002 (2020)
31. A.J.M. Plompen et al., *Eur. Phys. J. A* **56**, 181 (2020)
32. A.J. Koning, D. Rochman, J.-Ch. Sublet, N. Dzysiuk, M. Fleming, S. van der Marck, *Nucl. Data Sheets* **155**, 1 (2019)
33. https://tendl.web.psi.ch/tendl_2021/neutron_file/Ge/Ge074/lib/endl/plots/n-Ge074-njoy-cov-187g.all.300.K.matrix
34. T. Rauscher, F.K. Thielemann, *At. Data Nucl. Data Tables* **79**, 47 (2001)
35. T. Rauscher, F.K. Thielemann, K.L. Kratz, *Phys. Rev. C* **56**, 1613 (1997)
36. The Karlsruhe Astrophysical Database of Nucleosynthesis in Stars 1.0 (test version), online at <https://exp-astro.de/kadonis1.0/>, latest release Kadonis-0.3, I. Dillmann, M. Heil, F. Käppeler, R. Plag, T. Rauscher, F.K. Thielemann, KADoNiS- The Karlsruhe Astrophysical Database of Nucleosynthesis in Stars, in Capture Gamma-Ray Spectroscopy and Related Topics, edited by A. Woehr, A. Aprahamian, *Am. Inst. Phys. Conf. Ser.* **819**, 123 (2006)
37. C. Lederer et al., n_TOF Collaboration. *Phys. Rev. C* **83**, 034608 (2011)
38. C. Massimi, B. Becker, E. Dupont, S. Kopecky, C. Lampoudis, R. Massarczyk, M. Moxon, V. Pronyaev, P. Schillebeeckx, I. Sirakov et al., *Eur. Phys. J. A* **50**, 124 (2014)
39. R. Reifarth et al., *Eur. Phys. J. Plus* **133**, 424 (2018)
40. C. Ritter, F. Herwig, R. Hirschi, S. Jones, C. Fryer, M. Pignatari, *Mon. Not. R. Astron. Soc.* **480**, 538 (2018)
41. F. Herwig et al., *PoS (NIC X)* **053**, 023 (2009)