

Exploring the $N\Lambda$ - $N\Sigma$ coupled system with high precision correlation techniques at the LHC

(ALICE Collaboration) Acharya, S.; ...; Erhardt, Filip; ...; Gotovac, Sven; ...; Jerčić, Marko; ...; Karatović, David; ...; ...

Source / Izvornik: **Physics Letters B, 2022, 833**

Journal article, Published version

Rad u časopisu, Objavljena verzija rada (izdavačev PDF)

<https://doi.org/10.1016/j.physletb.2022.137272>

Permanent link / Trajna poveznica: <https://urn.nsk.hr/urn:nbn:hr:217:667741>

Rights / Prava: [Attribution 4.0 International](#)/[Imenovanje 4.0 međunarodna](#)


Download date / Datum preuzimanja: **2024-09-12**



Repository / Repozitorij:

[Repository of the Faculty of Science - University of Zagreb](#)





Exploring the $N\Lambda$ – $N\Sigma$ coupled system with high precision correlation techniques at the LHC



ALICE Collaboration*

ARTICLE INFO

Article history:

Received 21 February 2022

Received in revised form 27 May 2022

Accepted 27 June 2022

Available online 4 July 2022

Editor: M. Doser

ABSTRACT

The interaction of Λ and Σ hyperons (Y) with nucleons (N) is strongly influenced by the coupled-channel dynamics. Due to the small mass difference of the $N\Lambda$ and $N\Sigma$ systems, the sizable coupling strength of the $N\Sigma \leftrightarrow N\Lambda$ processes constitutes a crucial element in the determination of the $N\Lambda$ interaction. In this letter we present the most precise measurements on the interaction of $p\Lambda$ pairs, from zero relative momentum up to the opening of the $N\Sigma$ channel. The correlation function in the relative momentum space for $p\Lambda \oplus \bar{p}\bar{\Lambda}$ pairs measured in high-multiplicity triggered pp collisions at $\sqrt{s} = 13$ TeV at the LHC is reported. The opening of the inelastic $N\Sigma$ channels is visible in the extracted correlation function as a cusp-like structure occurring at relative momentum $k^* = 289$ MeV/c. This represents the first direct experimental observation of the $N\Sigma \leftrightarrow N\Lambda$ coupled channel in the $p\Lambda$ system. The correlation function is compared with recent chiral effective field theory calculations, based on different strengths of the $N\Sigma \leftrightarrow N\Lambda$ transition potential. A weaker coupling, as possibly supported by the present measurement, would require a more repulsive three-body NNA interaction for a proper description of the Λ in-medium properties, which has implications on the nuclear equation of state and for the presence of hyperons inside neutron stars.

© 2022 European Organization for Nuclear Research, ALICE. Published by Elsevier B.V. This is an open access article under the CC BY license (<http://creativecommons.org/licenses/by/4.0/>). Funded by SCOAP³.

1. Introduction

The proton–Lambda ($p\Lambda$) system is one of the best-known examples in hadron physics where the role of coupled-channel dynamics is crucial for the understanding of the two-body and three-body interaction, both in vacuum and at finite nuclear densities [1–4]. The coupling between the nucleon–Sigma ($N\Sigma$) and $N\Lambda$ systems arises from these pairs having the same strangeness content and a small mass difference, and it is responsible for the dominant attractive $p\Lambda$ interaction in the spin-triplet state of coupled-channel potentials [3,5,6].

The attractive nature of the interaction between a proton and a Λ was established from measurements of binding energies of light Λ -hypernuclei [7,8] and scattering experiments at low energies [9–11]. However, the available scattering cross sections are characterised by large uncertainties. Moreover, they are limited to hyperon momenta above $p_{\text{lab}} \sim 100$ MeV/c. Thus, a reliable determination of standard quantities like scattering lengths, which provide a simple quantitative measure for the strength of an interaction, is practically impossible. Furthermore, in the region $p_{\text{lab}} \approx 640$ MeV/c, where the $n\Sigma^+$ and $p\Sigma^0$ channels open, the momentum resolution of the existing data is poor [12,13]. Calculations based on $N\Lambda$ – $N\Sigma$ coupled-channel potentials [2,3,6] pre-

dict a narrow but sizable enhancement of the $p\Lambda$ cross section in that region which reflects the strength of the channel coupling and also that of the $N\Sigma$ interaction. However, because of the poor resolution of the mentioned scattering data, the presence of such a structure could not be confirmed. New $p\Lambda$ data that became available recently [14] cover only energies well above the $N\Sigma$ threshold. Experimental observations of a cusp-like structure at the $N\Sigma$ threshold stem only from studies of the $p\Lambda$ invariant mass (IM) spectrum in strangeness exchange processes such as $K^-d \rightarrow \pi^- p\Lambda$ [15,16] and more recently from measurements of the reaction $pp \rightarrow K^+ p\Lambda$ [17,18].

It is known that the strength of the $N\Sigma \leftrightarrow N\Lambda$ conversion is relevant for the behaviour of Λ hyperons in infinite nuclear matter [19–21]. This has been emphasised in a recent study of the YN interaction based on chiral effective field theory (χ EFT) [3]. Specifically, this work discussed the interplay between the $N\Sigma \leftrightarrow N\Lambda$ conversion, the in-medium properties of the Λ and the role played by three-body forces. The abundant data on hypernuclei allowed the determination of the average attraction (-30 MeV) experienced by a Λ hyperon within symmetric nuclear matter at the nuclear saturation density [22]. However, the interaction of hyperons with the surrounding nucleons at larger baryonic densities is not known empirically. The outcome of pertinent calculations depends on the employed $N\Lambda$ and NNA interactions in vacuum. These contributions are directly correlated to the $N\Sigma \leftrightarrow N\Lambda$ conversion, as the parameters driving the coupling strength in the theory can

* E-mail address: alice-publications@cern.ch.

be tuned differently while still reproducing the existing experiments [3]. For example, compared to the original version of the next-to-leading order (NLO) χ EFT (NLO13) [2], the revisited version (NLO19) [3] involves a weaker $N\Sigma \leftrightarrow N\Lambda$ transition potential. However, it leads to practically identical results for $N\Lambda$ two-body scattering, but to an enhanced attractive behaviour in the medium. This points to a stronger repulsive three-body force needed within the latter realisation. The interplay between the $N\Lambda$ and $NN\Lambda$ interaction is relevant to the debated presence of Λ hyperons inside the core of neutron stars (NS) [22–24]. The hyperon puzzle originates from the contraposition between the energetically favoured production of hyperons in the interior of NS [25] and the subsequent softening of the corresponding equation of state (EoS). The latter does not support the existence of the heaviest observed NS of up to 2.2 solar masses [26–28]. Applications of the NLO19 χ EFT potentials in calculations of the EoS [4] demonstrated that a repulsive genuine $NN\Lambda$ interaction suppresses the appearance of Λ hyperons inside NS, giving a more quantitative reference for the solution of the hyperon puzzle. Thus new experimental data of high precision providing constraints on the $N\Sigma \leftrightarrow N\Lambda$ dynamics are needed.

Recent studies of two-particle correlations in pp, p–Pb and Pb–Pb collisions have been successful in studying the final-state interaction (FSI) and in delivering high precision data on particle pairs of limited accessibility using traditional experimental techniques [29–39]. Performing such measurements in small collision systems results in a stronger sensitivity of the experimental correlation to the coupled-channel dynamics, as recently proven by means of pK^- correlations [35,40,41]. In this letter we present the combined measurement of $p\Lambda$ and $\bar{p}\bar{\Lambda}$ pairs in pp collisions with a high-multiplicity (HM) trigger at $\sqrt{s} = 13$ TeV [42,43].

2. Data analysis

The relevant observable in this analysis is the two-particle correlation function $C(k^*)$. This is related to an effective particle emission source $S(r^*)$ and to the wave function $\Psi(\vec{k}^*, \vec{r}^*)$ of the particle pair, by means of the relation $C(k^*) = \int S(r^*) |\Psi(\vec{k}^*, \vec{r}^*)|^2 d^3r^*$ [44], where the relative distance r^* and relative momentum $q^* = 2k^*$ are evaluated in the pair rest frame. The experimental correlation is defined as

$$C(k^*) = \mathcal{N} \cdot N(k^*) / M(k^*), \quad (1)$$

where $N(k^*)$ is the distribution of pairs where both reconstructed particles are measured in the same event, $M(k^*)$ is the reference distribution of uncorrelated pairs sampled from different (mixed) events and \mathcal{N} is a normalisation factor. The uncorrelated sample in the denominator, $M(k^*)$, is obtained by combining particles from one event with particles from a set of other events. The two events are required to have comparable number of charged particles at midrapidity and a similar primary vertex coordinate V_z along the beam axis (z).

The ALICE experiment excels in correlation studies thanks to its good tracking and particle identification (PID) [42,43]. These capabilities are related to the three subdetectors, the inner tracking system (ITS) [45], the time projection chamber (TPC) [46] and the time-of-flight detector (TOF) [47]. The event trigger is based on the measured amplitude in the V0 detector system, consisting of two arrays of plastic scintillators located at forward ($2.8 < \eta < 5.1$) and backward ($-3.7 < \eta < -1.7$) pseudorapidities [48]. The selected HM events correspond to 0.17% of all events with at least one measured charged particle within $|\eta| < 1$ ($\text{INEL} > 0$). This condition results in an average of 30 charged particles in the range $|\eta| < 0.5$ [34]. Compared to a minimum-bias trigger, HM events provide not only a larger number of particles per event, but an

overall higher production rate of particles containing strangeness, such as Λ hyperons [49]. Consequently, the HM sample offers a tenfold increase in the amount of $p\Lambda$ pairs reconstructed below k^* of 200 MeV/c, leading to a total of 1.3 million pairs within the same event sample. The reconstructed primary vertex (PV) of the event is required to have a maximal displacement with respect to the nominal interaction point of 10 cm along the beam axis, in order to ensure a uniform acceptance. Pile-up events with multiple primary vertices are removed following the procedure described in [29,30,33,34]. The final number of selected HM events reaches approximately 10^9 . Charged particles, such as protons and pions, are directly measured, while the Λ candidates are reconstructed based on the IM of the decay products. The correlation functions obtained for particles ($p\Lambda$) and anti-particles ($\bar{p}\bar{\Lambda}$) are identical within uncertainties, thus the final result is presented as their weighted sum $p\Lambda \oplus \bar{p}\bar{\Lambda}$.

Both the protons and the Λ candidates are reconstructed using the procedure described in [30], while the related systematic uncertainties are evaluated by varying the kinematic and topological observables used in the reconstruction. For the purpose of correlation studies it is essential to differentiate between primary particles, which participate in the FSI, and secondary (feed-down) particles, which stem from weak or electromagnetic decays. Experimentally, the former can be selected by demanding the particle candidates to be close to the PV of the event, while the latter have to be associated with a secondary vertex within the event. In the following text, the systematic variations are enclosed in parentheses. The primary proton candidates are selected in the momentum interval 0.5 ($0.4, 0.6$) $< p_T < 4.05$ GeV/c and $|\eta| < 0.8$ ($0.77, 0.85$). To improve the quality of the tracks a minimum of 80 (70, 90) out of the 159 possible spatial points (hits) inside the TPC are required. The candidates are selected by comparing the measurements in the TPC and TOF detectors to the expected distributions for a proton candidate. The agreement is expressed in terms of the detector resolution σ (n_σ^{PID}). For protons with $p_T < 0.75$ GeV/c the n_σ^{PID} is evaluated only based on the energy loss and track measurements in the TPC, while for $p_T > 0.75$ GeV/c a combined TPC and TOF PID selection is applied ($n_\sigma^{\text{PID}} = \sqrt{n_{\sigma,\text{TPC}}^2 + n_{\sigma,\text{TOF}}^2}$). The n_σ^{PID} of the accepted candidates is required to be within 3 (2.5, 3.5). To reject non-primary particles the distance of closest approach (DCA) to the PV of the tracks is required to be less than 0.1 cm in the transverse plane and less than 0.2 cm along the beam axis. Nevertheless, due to the limited resolution of the reconstruction, the selected primary proton candidates will contain certain amount of secondaries, stemming from weak decays, and misidentifications. These contributions are extracted using Monte Carlo (MC) template fits to the measured distributions of the DCA to the PV [29]. The resulting proton purity is 99.4% with a 82.3% fraction of primaries.

The Λ candidates are reconstructed via the weak decay $\Lambda \rightarrow p\pi^-$. The secondary daughter tracks are subject to similar selection criteria as for the primary protons. In addition, the daughter tracks are required to have a DCA to the PV of at least 0.05 (0.06) cm. The DCA of the corresponding Λ candidates to the PV has to be below 1.5 (1.2) cm. The cosine of the pointing angle (CPA) between the vector connecting the PV to the decay vertex and the three-momentum of the Λ candidate is required to be larger than 0.99 (0.995). To reject unphysical secondary vertices, reconstructed with tracks stemming from collisions corresponding to different crossings of the beam, the decay tracks are required to possess a hit in one of the SPD or SSD detectors or a matched TOF signal [31]. The final Λ candidates are selected in a 4 MeV/c² mass window around the nominal mass [50], where the width of the IM peak is c.a. 1.6 MeV/c². The number of primary and secondary contributions for Λ are extracted similarly as for protons, using

Table 1

Weight parameters of the individual components of the $p\Lambda$ correlation function. The two last rows correspond to the values of the λ parameters within the systematic variations.

Pair	$p\Lambda$	$p(\Sigma^0)$	$p(\Xi)$	Flat feed-down	$\bar{p}\Lambda$
λ_{Pair} (%)	47.1	15.7	19.0	17.6	0.6
$\min\{\lambda_{\text{Pair}}\}$ (%)	42.7	12.6	-	-	-
$\max\{\lambda_{\text{Pair}}\}$ (%)	49.6	18.0	22.1	-	-

the CPA as an observable for the template fits. The average fraction of primary Λ hyperons is 57.6 (52.1, 60.6)% and 19.2 (15.4, 21.9)% originate from the electromagnetic decays of Σ^0 . The number of Σ^0 particles is related to their ratio to the Λ hyperons, which is fixed to 0.33 (0.27, 0.40). These values are based on predictions from the isospin symmetry, thermal model calculations using the Thermal-FIST package [51] and measurements of the corresponding production ratios [52–54]. Further, each of the weak decays of Ξ^- and Ξ^0 contributes with 11.6 (13.5)% to the yield of Λ hyperons. The purity of Λ and $\bar{\Lambda}$ was extracted by fitting, as a function of k^* , the IM spectra of candidates selected in the mixed-event sample. The fits were performed in the IM range of 1088 to 1144 MeV/ c^2 using a double Gaussian for the signal and a third-order spline for the background. The result was averaged for $k^* < 480$ MeV/ c , leading to a purity $P_\Lambda = 95.3\%$. The systematic variations include a modelling of the signal using the sum of three Gaussians, leading to a purity of 96.3%. The effect of misidentified Λ candidates ($\tilde{\Lambda}$) can be accounted for by the relations

$$C_{\text{exp}}(k^*) = P_\Lambda C_{\text{corrected}}(k^*) + (1 - P_\Lambda) C_{p\tilde{\Lambda}}, \quad (2)$$

$$C_{\text{corrected}}(k^*) = B(k^*) [\lambda_{p\Lambda} C_{p\Lambda}(k^*) + \lambda_{p(\Sigma^0)} C_{p(\Sigma^0)}(k^*) + \lambda_{p(\Xi)} C_{p(\Xi)}(k^*) + \lambda_{\text{ff}} + \lambda_{\bar{p}\Lambda}], \quad (3)$$

where the signal is decomposed into its ingredients, weighted by the corresponding λ parameters and corrected for the non-FSI baseline $B(k^*)$.

Such a decomposition is required [29], as the experimental signal contains correlations complementing the genuine $p\Lambda$ signal $C_{p\Lambda}(k^*)$. In the present analysis the contribution $C_{p\tilde{\Lambda}}$ related to misidentified Λ candidates ($\tilde{\Lambda}$) is explicitly measured and subtracted from the total correlation $C_{\text{exp}}(k^*)$. This is achieved by performing a sideband analysis [32], which relies on purposefully selecting Λ candidates incompatible with the true Λ mass by more than 5σ .

The corrected correlation $C_{\text{corrected}}(k^*)$ has an effective Λ purity of 100%, and the remaining contributions (Eq. (3)) are the genuine signal of interest $C_{p\Lambda}$, the residual (feed-down) correlation $C_{p(\Sigma^0)}$ of Λ particles originating from the decay of a Σ^0 , the residual signal $C_{p(\Xi)}$ related to Ξ ($\Xi^- \oplus \Xi^0$) decaying into Λ , other sub-dominant (flat) sources of feed-down correlations $C_{\text{ff}} \approx 1$, and contamination $C_{\bar{p}\Lambda}$ stemming from misidentified protons. Each of these contributions is weighted by a statistical factor λ , evaluated as the product of the purities and fractions (primary or secondary) of the set particles [29]. These weight factors are summarised in Table 1. The contribution $C_{\bar{p}\Lambda}$ cannot be modelled, however the associated $\lambda_{\bar{p}\Lambda}$ is only 0.6%, justifying the assumption $\lambda_{\bar{p}\Lambda} C_{\bar{p}\Lambda} \approx \lambda_{\tilde{p}\Lambda}$ within the uncertainties of $C_{\text{corrected}}(k^*)$. By contrast, the residual correlations $C_{p(\Sigma^0)}$ and $C_{p(\Xi)}$ are significant, but in these cases their interactions with protons can be described by theory. Recent correlation studies of the $p\Sigma^0$ system showed that this interaction is rather weak [32]. This channel is modelled assuming either a flat function or employing the same χ EFT calculations used for the genuine $p\Lambda$ interaction [3]. The contribution from the $p\Xi$ ($p\Xi^- \oplus p\Xi^0$) channel is modelled employing the lattice

potentials from the HAL QCD collaboration [55]. They were experimentally validated by comparison with precision measurements of $p\Xi^-$ correlations [33,34]. The residual contributions $C_{p(\Sigma^0)}(k^*)$ and $C_{p(\Xi)}(k^*)$ are obtained by transforming the corresponding genuine correlation functions to the basis of the $p\Lambda$ interaction, using the formalism described in [29] and [56] applied to the phase space of the measured pairs.

The non-FSI background (baseline) is parameterised by a third-order polynomial $B(k^*)$ constrained to be flat at $k^* \rightarrow 0$ and fitted to the data (Eq. (3)). By default, the fit is performed for $k^* \in [0, 456]$ MeV/ c , with systematic variations of the upper limit to 432 and 480 MeV/ c . Further, due to the expectation of a flat baseline at low k^* , a systematic cross-check has been performed by assuming the hypothesis of a constant $B(k^*)$ and fitting the correlation function for k^* below 336 MeV/ c .

The correlation function (Eq. (3)) is given as a function of the measured k^* , which is not identical to the true relative momentum of the pair due to the effects of momentum resolution. Thus, to compare the experimental results with theoretical predictions an unfolding of the data is required. Both the same- and mixed-event samples ($N(k^*)$, $M(k^*)$) are biased by the resolution of the detector. They relate to their true underlying distributions by

$$N(k^*) = \int_0^\infty T(k^*, k_{\text{true}}^*) N_{\text{true}}(k_{\text{true}}^*) dk_{\text{true}}^* \quad (4)$$

and

$$M(k^*) = \int_0^\infty T(k^*, k_{\text{true}}^*) M_{\text{true}}(k_{\text{true}}^*) dk_{\text{true}}^*, \quad (5)$$

where $T(k^*, k_{\text{true}}^*)$ is the detector response matrix. The latter is a two-dimensional matrix corresponding to the probability of having a true value k_{true}^* given a measured k^* . By using a full scale simulation of the detector, involving Pythia 8 [57] as an event generator and Geant3 [58] to model the detector response, the matrix $T(k^*, k_{\text{true}}^*)$ has been determined. The resulting spread in the distribution of k^* for a fixed k_{true}^* is, on average, 4.2 MeV/ c . Using $N_{\text{true}}(k_{\text{true}}^*) = M_{\text{true}}(k_{\text{true}}^*) C(k_{\text{true}}^*)$ and defining $W(k^*, k_{\text{true}}^*) = T(k^*, k_{\text{true}}^*) M_{\text{true}}(k_{\text{true}}^*) / M(k^*)$, Eq. (1) becomes equivalent to

$$C_{\text{exp}}(k^*) = \mathcal{N} \int_0^\infty W(k^*, k_{\text{true}}^*) C_{\text{true}}(k_{\text{true}}^*) dk_{\text{true}}^*. \quad (6)$$

In the present analysis the unfolding is performed as a two-step process, first obtaining $M_{\text{true}}(k^*)$ from Eq. (5), second using Eq. (6) to obtain $C_{\text{true}}(k^*)$. Each step is performed by using a cubic spline to parameterise the true functions, which are fitted to their measured counterparts. The splines are defined for $k^* < 1000$ MeV/ c , using a total of 32 knots. The quality of the procedure is validated by transforming the unfolded functions backwards using Eq. (5) and Eq. (6), which ideally should restore the input distributions ($\chi^2 = 0$). In case the resulting χ^2 per data point is larger than 0.2, the value of each $C_{\text{true}}(k^*)$ bin is perturbed using a bootstrap procedure [59], until a better χ^2 is achieved. This is iteratively repeated until obtaining the desired precision, and until no single bin deviates by more than half of their uncertainty.

3. Results and discussion

The corrected and unfolded experimental correlation function for $p\Lambda \oplus \bar{p}\Lambda$ is shown in Figs. 1 and 2. The correlation function is measured with high-precision in the low momentum region down to $k^* = 6$ MeV/ c , in contrast to existing $p\Lambda$ scat-

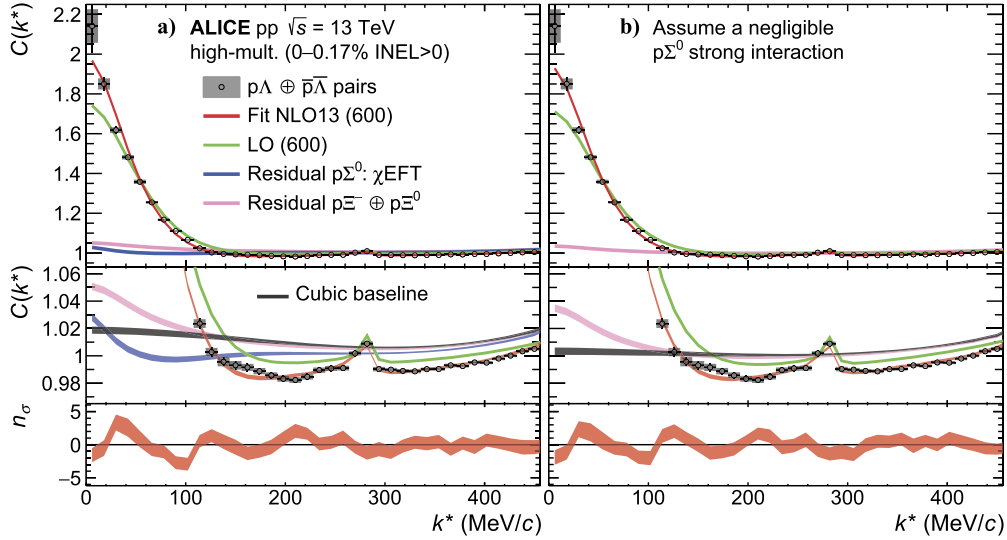


Fig. 1. Upper panels: $p\Lambda$ correlation function (circles) with statistical (vertical bars) and systematic (grey boxes) uncertainties. Middle panels: zoom on the cusp-like signal at $k^* = 289$ MeV/c. Lower panels: The deviation between data and predictions, expressed in terms of n_σ . The fit is performed using NLO13 (red) χ EFT potentials with cut-off $\Lambda = 600$ MeV [2,3] and using a cubic baseline (dark grey). The residual $p\Sigma^0$: χ EFT (royal blue) and $p\Sigma^0$ (pink) correlations are modelled using, respectively, a lattice QCD collaboration [33,55] and a χ EFT potential [2]. Both contributions are plotted relative to the baseline, while in panel b) the strong interaction of $p\Sigma^0$ is neglected. The reduced χ^2 , for $k^* < 300$ MeV/c, amounts to 2.2 in case a) and to 1.9 in case b).

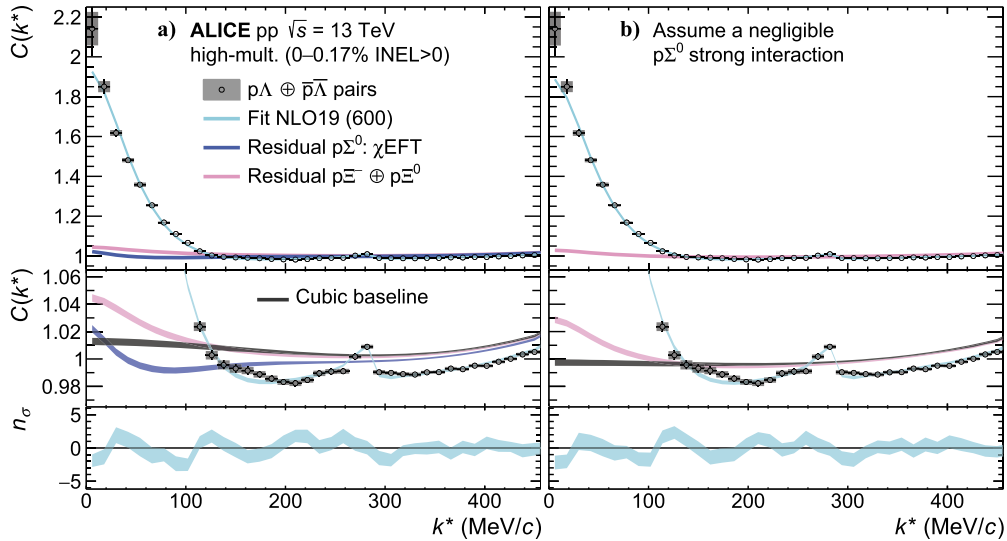


Fig. 2. Similar representation as in Fig. 1, where the $p\Lambda$ interaction is modelled using NLO19 (cyan) χ EFT potentials with cut-off $\Lambda = 600$ MeV [2,3]. This leads to an improved description of the low momentum region. The reduced χ^2 , for $k^* < 300$ MeV/c, equals 2.0 in case the $p\Sigma^0$ is modelled by χ EFT (panel a) and 1.8 in case the $p\Sigma^0$ final state interaction is ignored (panel b).

tering data which cover the region $k^* > 60$ MeV/c. The precision achieved for $k^* < 110$ MeV/c is better than 1%, which corresponds to an improvement of factor up to 25 compared to previous scattering data [9–11]. The theoretical correlation functions in Eq. (3) were evaluated using the CATS framework [60]. The size of the emitting source employed in the calculation was fixed from independent studies of proton pairs [30], which demonstrate a common primordial (core) Gaussian source for pp and $p\Lambda$ pairs when the contribution of strongly decaying resonances is explicitly accounted for [30]. This source exhibits a pronounced m_T dependence and considering the average transverse mass $\langle m_T \rangle = 1.55$ GeV of the measured $p\Lambda$ pairs a corresponding core source radius of $r_{\text{core}}(\langle m_T \rangle) = 1.02 \pm 0.04$ fm is obtained. The total source function can be approximated by an effective Gaussian emission source of size 1.23 fm. The genuine $p\Lambda$ correlation function is modelled by χ EFT hyperon-nucleon potentials, considering the leading-order (LO) interaction [1] and two NLO versions (NLO13 [2]

and NLO19 [3]). For the NLO interactions the variation with the underlying cut-off parameter Λ (cf. Ref. [2]) is explored, while $\Lambda = 600$ MeV is chosen as a default value. Both NLO versions provide an excellent description of the available scattering data, having a $\chi^2 \approx 16$ for the considered 36 data points [3].

Figs. 1 and 2 show the total fit functions (red and cyan) to the present data. The non-FSI baseline $B(k^*)$ is depicted as a dark grey line, while the individual contributions related to feed-down from $F = \{\Sigma^0, \Xi\}$ are drawn as royal blue and pink lines, corresponding to $B(k^*) [\lambda_{p(F)} C_{p(F)}(k^*) + 1 - \lambda_{p(F)}]$. The latter relation is derived by setting all C_i terms within Eq. (3), apart from $C_{p(F)}$, equal to unity. The upper panels in Figs. 1 and 2 present the correlation function in the whole k^* range, while the middle panels show the region where the $N\Sigma$ channels open, clearly visible as a cusp structure occurring at $k^* = 289$ MeV/c. The deviation between data and prediction, expressed in terms of number of standard deviations n_σ , is shown in the bottom panels. The discrepancy between the-

Table 2

The deviation, expressed in terms of n_σ , between data and prediction for the different interaction hypotheses of $p\Lambda$ and $p\Sigma^0$, evaluated for $k^* \in [0, 110]$ MeV/c (first two columns) and $k^* \in [0, 300]$ MeV/c (last two columns). The default values correspond to the fit with a cubic baseline and the values in parentheses represent the results using a constant baseline. The default interaction (in bold) is the χ EFT NLO19 potential with cut-off $\Lambda = 600$ MeV [3]. Each row corresponds to a different variant of the χ EFT interaction used for evaluating the $p\Lambda$ correlation. The first and third column correspond to the case of modelling the $p\Sigma^0$ using χ EFT, while the second and fourth column represent the case of negligible $p\Sigma^0$ final state interaction.

$p\Sigma^0$ (\rightarrow) $p\Lambda$ (\downarrow)	Standard deviation (n_σ)			
	$k^* \in [0, 110]$ MeV/c		$k^* \in [0, 300]$ MeV/c	
	χ EFT	Negligible $p\Sigma^0$ FSI	χ EFT	Negligible $p\Sigma^0$ FSI
LO-600	4.7 (4.9)	6.1 (7.0)	7.2 (8.7)	10.3 (10.3)
NLO13-500	5.9 (8.0)	4.3 (5.1)	6.6 (10.3)	4.9 (7.6)
NLO13-550	4.5 (5.8)	3.1 (3.1)	4.1 (7.2)	2.8 (3.4)
NLO13-600	4.5 (5.3)	3.2 (3.1)	3.9 (5.1)	2.9 (3.0)
NLO13-650	4.2 (4.7)	2.8 (2.7)	3.6 (4.1)	2.8 (3.3)
NLO19-500	4.2 (5.0)	2.7 (3.0)	4.4 (7.6)	3.4 (4.3)
NLO19-550	3.6 (4.2)	2.4 (2.7)	3.0 (4.4)	2.2 (2.7)
NLO19-600	3.2 (3.2)	2.2 (2.3)	3.1 (3.8)	2.6 (3.3)
NLO19-650	3.2 (3.6)	2.3 (2.0)	2.8 (3.2)	2.7 (3.5)

ory and data is largest in the momentum region $k^* < 110$ MeV/c, while, due to the presence of the $N\Sigma$ cusp, the sensitivity of the correlation function to the properties of the strong interaction extends up to 300 MeV/c. The deviations for the interaction hypotheses are summarised in Table 2, where the left two columns show the n_σ only in the low momentum region, and the right two columns represent the deviation evaluated for $k^* \in [0, 300]$ MeV/c.

The presented results are the first direct experimental evidence of the $N\Sigma \leftrightarrow N\Lambda$ coupling in a two-body final state. The signal of the cusp is determined by the properties of the interaction, and further modified by the relative amount of $N\Sigma$ and $p\Lambda$ initial state pairs leading to the final state (measured) $p\Lambda$ pairs. The amount of initial state pairs was fixed by the above-mentioned $\Sigma:\Lambda$ ratio, enabling a direct test of the strong interaction. The LO chiral potential [1] predicts a too small $N\Sigma$ cusp with respect to the measurement, the green line in Fig. 1, while both NLO interactions provide a satisfactory description of the cusp structure. On the other hand, in the momentum region below 110 MeV/c there is a tension between the data and the theory predictions for all considered interactions. In particular, the results for the two NLO potentials are not that well in line with the measured correlation function, despite of the fact that these interactions reproduce the low-energy $p\Lambda$ scattering data perfectly [3]. The best result is provided by the NLO19 potential with $\Lambda = 600$ –650 MeV, though the deviation of $n_\sigma = 3.2$ from the experiment is substantial. For NLO13 this deviation is even larger and amounts to $n_\sigma = 4.2$. Further, it is observed that for NLO13 and NLO19 the best agreement with the data is achieved within the same range of cut-off values (550–650 MeV) which also provide the best description of the available scattering and hypertriton data [2,3].

The discrepancy between the data and χ EFT at low momenta could be an indication for a weaker genuine $p\Lambda$ interaction, but it could also signal that the $p\Sigma^0$ correlation is very small. As visible in the right panels of Figs. 1, 2 and Table 2, adopting the hypothesis of a negligible $p\Sigma^0$ correlation leads to a better agreement with the present $p\Lambda$ data ($n_\sigma = 2.2$). At the moment it is impossible to differentiate between these two cases because the existing direct measurement of the $p\Sigma^0$ channel is not precise enough for drawing pertinent conclusions [32]. The $p\Sigma^0$ measurement is compatible with both the NLO predictions (of a weakly attractive $p\Sigma^0$ interaction) and with a flat correlation (negligible $p\Sigma^0$ interaction). A precision measurement of the genuine $p\Sigma^0$ channel, expected to

be achieved in the upcoming LHC Run 3 [61], should provide clarification. Then the actual strength of the $N\Lambda$ interaction can be pinned down in a model independent way by a dedicated theoretical analysis of the $p\Lambda$ data.

All the conclusions of the present analysis remain the same under the alternative hypothesis of a constant baseline, or in case the deviation is evaluated for $k^* < 300$ MeV/c. Within that momentum region, the NLO19 provides a satisfactory description of the data, with a deviation of $n_\sigma = 2.8$, while the NLO13 still results in a larger discrepancy ($n_\sigma = 3.6$).

4. Summary

In conclusion, two-particle correlation techniques were used to study the final state interaction in the $N\Sigma \leftrightarrow N\Lambda$ coupled system. This was achieved by studying the $p\Lambda$ correlation function at low relative momenta with an unprecedented precision. The significance of the coupling of $p\Lambda$ to $N\Sigma$ is manifested as a cusp-like enhancement present at the corresponding threshold energy, which is the first direct experimental observation of this structure. Further, using different modellings for the $p\Sigma^0$ feed-down leads to a statistically significant modification of the measured $p\Lambda$ correlation, implying an indirect sensitivity to the genuine $p\Sigma^0$ correlation. In the momentum range $k^* \in [110, 300]$ MeV/c all of the tested NLO χ EFT interactions are compatible with the data, however a significant deviation is present at lower values. The detailed analysis, presented in Table 2, reveals a deviation of at least $n_\sigma = 3.2$, for $k^* < 110$ MeV/c, for the considered χ EFT interactions. The result for NLO19 exhibits an overall better compatibility, compared to the NLO13 prediction. The former involves a weaker $N\Sigma \leftrightarrow N\Lambda$ transition potential and a more attractive two-body interaction of the Λ hyperon in the medium. This requires a stronger repulsive $NN\Lambda$ three-body force, which leads to a stiffening of the EoS at large densities [4] and a disfavoured production of these strange hadrons in neutron stars. The presented data provide an opportunity to improve the theoretical calculations for the $N\Sigma \leftrightarrow N\Lambda$ coupled system, including the low-energy properties of $N\Lambda$. The successful use of correlation techniques in the two-body sector can be extended to measure directly the three-body correlations [62]. The increased amount of statistics during the third running period of the LHC [61] will allow for such measurements.

Declaration of competing interest

The authors declare that they have no known competing financial interests or personal relationships that could have appeared to influence the work reported in this paper.

Acknowledgements

The ALICE Collaboration would like to thank all its engineers and technicians for their invaluable contributions to the construction of the experiment and the CERN accelerator teams for the outstanding performance of the LHC complex. The ALICE Collaboration gratefully acknowledges the resources and support provided by all Grid centres and the Worldwide LHC Computing Grid (WLCG) collaboration. The ALICE Collaboration acknowledges the following funding agencies for their support in building and running the ALICE detector: A.I. Alikhanyan National Science Laboratory (Yerevan Physics Institute) Foundation (ANSL), State Committee of Science and World Federation of Scientists (WFS), Armenia; Austrian Academy of Sciences, Austrian Science Fund (FWF): [M 2467-N36] and Nationalstiftung für Forschung, Technologie und Entwicklung, Austria; Ministry of Communications and High Technologies, National Nuclear Research Center, Azerbaijan; Conselho

Nacional de Desenvolvimento Científico e Tecnológico (CNPq), Financiadora de Estudos e Projetos (Finep), Fundação de Amparo à Pesquisa do Estado de São Paulo (FAPESP) and Universidade Federal do Rio Grande do Sul (UFRGS), Brazil; Ministry of Education of China (MOEC), Ministry of Science & Technology of China (MSTC) and National Natural Science Foundation of China (NSFC), China; Ministry of Science and Education and Croatian Science Foundation, Croatia; Centro de Aplicaciones Tecnológicas y Desarrollo Nuclear (CEADEN), Cubaenergía, Cuba; Ministry of Education, Youth and Sports of the Czech Republic, Czech Republic; The Danish Council for Independent Research Natural Sciences, the Villum Fonden and Danish National Research Foundation (DNRF), Denmark; Helsinki Institute of Physics (HIP), Finland; Commissariat à l'Énergie Atomique (CEA) and Institut National de Physique Nucléaire et de Physique des Particules (IN2P3) and Centre National de la Recherche Scientifique (CNRS), France; Bundesministerium für Bildung und Forschung (BMBF) and GSI Helmholtzzentrum für Schwerionenforschung GmbH, Germany; General Secretariat for Research and Technology, Ministry of Education, Research and Religions, Greece; National Research, Development and Innovation Office, Hungary; Department of Atomic Energy, Government of India (DAE), Department of Science and Technology, Government of India (DST), University Grants Commission, Government of India (UGC) and Council of Scientific and Industrial Research (CSIR), India; Indonesian Institute of Science, Indonesia; Istituto Nazionale di Fisica Nucleare (INFN), Italy; Institute for Innovative Science and Technology, Nagasaki Institute of Applied Science (IIST), Japanese Ministry of Education, Culture, Sports, Science and Technology (MEXT) and Japan Society for the Promotion of Science (JSPS) KAKENHI, Japan; Consejo Nacional de Ciencia (CONACYT) y Tecnología, through Fondo de Cooperación Internacional en Ciencia y Tecnología (FONCICYT) and Dirección General de Asuntos del Personal Académico (DGAPA), Mexico; Nederlandse Organisatie voor Wetenschappelijk Onderzoek (NWO), Netherlands; The Research Council of Norway, Norway; Commission on Science and Technology for Sustainable Development in the South (COMSATS), Pakistan; Pontificia Universidad Católica del Perú, Peru; Ministry of Education and Science, National Science Centre and WUT ID-UB, Poland; Korea Institute of Science and Technology Information and National Research Foundation of Korea (NRF), Republic of Korea; Ministry of Education and Scientific Research, Institute of Atomic Physics and Ministry of Research and Innovation and Institute of Atomic Physics, Romania; Joint Institute for Nuclear Research (JINR), Ministry of Education and Science of the Russian Federation, National Research Centre Kurchatov Institute, Russian Science Foundation and Russian Foundation for Basic Research, Russia; Ministry of Education, Science, Research and Sport of the Slovak Republic, Slovakia; National Research Foundation of South Africa, South Africa; Swedish Research Council (VR) and Knut & Alice Wallenberg Foundation (KAW), Sweden; European Organization for Nuclear Research, Switzerland; Suranaree University of Technology (SUT), National Science and Technology Development Agency (NSDTA) and Office of the Higher Education Commission under NRU project of Thailand, Thailand; Turkish Atomic Energy Agency (TAEK), Turkey; National Academy of Sciences of Ukraine, Ukraine; Science and Technology Facilities Council (STFC), United Kingdom; National Science Foundation of the United States of America (NSF) and United States Department of Energy, Office of Nuclear Physics (DOE NP), United States of America.

References

[1] H. Polinder, J. Haidenbauer, U.-G. Meißner, Hyperon-nucleon interactions: a Chiral effective field theory approach, *Nucl. Phys. A* 779 (2006) 244–266, arXiv:nucl-th/0605050.

- [2] J. Haidenbauer, S. Petschauer, N. Kaiser, U.-G. Meißner, A. Nogga, W. Weise, Hyperon-nucleon interaction at next-to-leading order in chiral effective field theory, *Nucl. Phys. A* 915 (2013) 24–58, arXiv:1304.5339 [nucl-th].
- [3] J. Haidenbauer, U.-G. Meißner, A. Nogga, Hyperon-nucleon interaction within chiral effective field theory revisited, *Eur. Phys. J. A* 56 (2020) 91, arXiv:1906.11681 [nucl-th].
- [4] D. Gerstung, N. Kaiser, W. Weise, Hyperon-nucleon three-body forces and strangeness in neutron stars, *Eur. Phys. J. A* 56 (2020) 175, arXiv:2001.10563 [nucl-th].
- [5] S. Petschauer, J. Haidenbauer, N. Kaiser, U.-G. Meißner, W. Weise, Hyperon-nuclear interactions from SU(3) chiral effective field theory, *Front. Phys.* 8 (2020) 12, arXiv:2002.00424 [nucl-th].
- [6] M.M. Nagels, T.A. Rijken, Y. Yamamoto, Extended-soft-core baryon-baryon model ESC16. II. Hyperon-nucleon interactions, *Phys. Rev. C* 99 (4) (2019) 044003, arXiv:1501.06636 [nucl-th].
- [7] O. Hashimoto, H. Tamura, Spectroscopy of Lambda hypernuclei, *Prog. Part. Nucl. Phys.* 57 (2006) 564–653.
- [8] A. Gal, E.V. Hungerford, D.J. Millener, Strangeness in nuclear physics, *Rev. Mod. Phys.* 88 (2016) 035004, arXiv:1605.00557 [nucl-th].
- [9] B. Sechi-Zorn, B. Kehoe, J. Twitty, R. Burnstein, Low-energy lambda-proton elastic scattering, *Phys. Rev.* 175 (1968) 1735–1740.
- [10] G. Alexander, U. Karshon, A. Shapira, G. Yekutieli, R. Engelmann, H. Filthuth, W. Lufhofer, Study of the Λ -N system in low-energy Λ -p elastic scattering, *Phys. Rev.* 173 (1968) 1452–1460.
- [11] F. Eisele, H. Filthuth, W. Foehlich, V. Hepp, G. Zech, Elastic Σ^+ -p scattering at low energies, *Phys. Lett. B* 37 (1971) 204–206.
- [12] J.A. Kadyk, G. Alexander, J.H. Chan, P. Gaposchkin, G.H. Trilling, Lambda p interactions in momentum range 300 to 1500 MeV/c, *Nucl. Phys. B* 27 (1971) 13–22.
- [13] J.M. Hauptman, J.A. Kadyk, G.H. Trilling, Experimental study of Lambda p and Λ p interactions in the range 1-GeV/c-10-GeV/c, *Nucl. Phys. B* 125 (1977) 29–51.
- [14] CLAS Collaboration, J. Rowley, et al., Improved Λ p elastic scattering cross sections between 0.9 and 2.0 GeV/c and connections to the neutron star equation of state, *Phys. Rev. Lett.* 127 (27) (2021) 272303, arXiv:2108.03134 [hep-ex].
- [15] T. Tan, Study of hyperon-nucleon interaction in the reaction $K^-d \rightarrow \pi^- p \Lambda$ at rest, *Phys. Rev. Lett.* 23 (1969) 395–398.
- [16] O. Braun, H. Grimm, V. Hepp, H. Strobele, C. Thol, T. Thouw, F. Gandini, C.M. Kiesling, D.E. Plane, W. Witte, On the Λ p enhancement near Σ N threshold, *Nucl. Phys. B* 124 (1977) 45–60.
- [17] COSY TOF Collaboration, S. Abd El-Samad, et al., On the Σ N cusp in the $pp \rightarrow pK^+ \Lambda$ reaction, *Eur. Phys. J. A* 49 (2013) 41, arXiv:1206.0426 [nucl-ex].
- [18] R. Münzer, et al., Determination of N^* amplitudes from associated strangeness production in p+p collisions, *Phys. Lett. B* 785 (2018) 574–580, arXiv:1703.01978 [nucl-ex].
- [19] Y. Nogami, E. Satoh, Effect of lambda sigma conversion on the lambda-particle binding in nuclear matter, *Nucl. Phys. B* 19 (1970) 93–106.
- [20] A.R. Bodmer, D.M. Rote, Lambda-n sigma-n coupling for lambda-n scattering and for the lambda-particle binding in nuclear matter, *Nucl. Phys. A* 169 (1971) 1–48.
- [21] J. Dabrowski, On the effect of lambda sigma conversion on the lambda particle binding energy in nuclear matter, *Phys. Lett. B* 47 (1973) 306–310.
- [22] L. Tolos, L. Fabbietti, Strangeness in nuclei and neutron stars, *Prog. Part. Nucl. Phys.* 112 (2020) 103770, arXiv:2002.09223 [nucl-ex].
- [23] H. Djapo, B.-J. Schaefer, J. Wambach, On the appearance of hyperons in neutron stars, *Phys. Rev. C* 81 (2010) 035803, arXiv:0811.2939 [nucl-th].
- [24] D. Logoteta, I. Vidaña, I. Bombaci, Impact of chiral hyperonic three-body forces on neutron stars, *Eur. Phys. J. A* 55 (11) (2019) 207, arXiv:1906.11722 [nucl-th].
- [25] I. Vidaña, A. Polls, A. Ramos, L. Engvik, M. Hjorth-Jensen, Hyperon-hyperon interactions and properties of neutron star matter, *Phys. Rev. C* 62 (2000) 035801, arXiv:nucl-th/0004031.
- [26] P. Demorest, T. Pennucci, S. Ransom, M. Roberts, J. Hessels, Shapiro delay measurement of a two solar mass neutron star, *Nature* 467 (2010) 1081–1083, arXiv:1010.5788 [astro-ph.HE].
- [27] J. Antoniadis, et al., A massive pulsar in a compact relativistic binary, *Science* 340 (2013) 6131, arXiv:1304.6875 [astro-ph.HE].
- [28] H.T. Cromartie, et al., Relativistic Shapiro delay measurements of an extremely massive millisecond pulsar, *Nat. Astron.* 4 (2019) 72–76, arXiv:1904.06759 [astro-ph.HE].
- [29] ALICE Collaboration, S. Acharya, et al., p-p, p- Λ and Λ - Λ correlations studied via femtoscopy in pp reactions at $\sqrt{s}=7$ TeV, *Phys. Rev. C* 99 (2019) 024001, arXiv:1805.12455 [nucl-ex].
- [30] ALICE Collaboration, S. Acharya, et al., Search for a common baryon source in high-multiplicity pp collisions at the LHC, *Phys. Lett. B* 811 (2020) 135849, arXiv:2004.08018 [nucl-ex].
- [31] ALICE Collaboration, S. Acharya, et al., Study of the Λ - Λ interaction with femtoscopy correlations in pp and p-Pb collisions at the LHC, *Phys. Lett. B* 797 (2019) 134822, arXiv:1905.07209 [nucl-ex].
- [32] ALICE Collaboration, S. Acharya, et al., Investigation of the p- Σ^0 interaction via femtoscopy in pp collisions, *Phys. Lett. B* 805 (2020) 135419, arXiv:1910.14407 [nucl-ex].

- [33] ALICE Collaboration, S. Acharya, et al., First observation of an attractive interaction between a proton and a cascade baryon, *Phys. Rev. Lett.* 123 (2019) 112002, arXiv:1904.12198 [nucl-ex].
- [34] ALICE Collaboration, S. Acharya, et al., Unveiling the strong interaction among hadrons at the LHC, *Nature* 588 (7837) (2020) 232–238.
- [35] ALICE Collaboration, S. Acharya, et al., Scattering studies with low-energy kaon-proton femtoscopy in proton-proton collisions at the LHC, *Phys. Rev. Lett.* 124 (2020) 092301, arXiv:1905.13470 [nucl-ex].
- [36] ALICE Collaboration, S. Acharya, et al., Measuring $K_S^0 K^\pm$ interactions using pp collisions at $\sqrt{s} = 7$ TeV, *Phys. Lett. B* 790 (2019) 22–34, arXiv:1809.07899 [nucl-ex].
- [37] ALICE Collaboration, S. Acharya, et al., Measuring $K_S^0 K^\pm$ interactions using Pb-Pb collisions at $\sqrt{s_{NN}} = 2.76$ TeV, *Phys. Lett. B* 774 (2017) 64–77, arXiv:1705.04929 [nucl-ex].
- [38] ALICE Collaboration, S. Acharya, et al., ΛK femtoscopy in Pb-Pb collisions at $\sqrt{s_{NN}} = 2.76$ TeV, arXiv:2005.11124 [nucl-ex].
- [39] ALICE Collaboration, S. Acharya, et al., Measurement of strange baryon-antibaryon interactions with femtoscopic correlations, *Phys. Lett. B* 802 (2020) 135223, arXiv:1903.06149 [nucl-ex].
- [40] J. Haidenbauer, Coupled-channel effects in hadron-hadron correlation functions, *Nucl. Phys. A* 981 (2019) 1–16, arXiv:1808.05049 [hep-ph].
- [41] Y. Kamiya, T. Hyodo, K. Morita, A. Ohnishi, W. Weise, $K^- p$ correlation function from high-energy nuclear collisions and Chiral $SU(3)$ dynamics, *Phys. Rev. Lett.* 124 (2020) 132501, arXiv:1911.01041 [nucl-th].
- [42] ALICE Collaboration, K. Aamodt, et al., The ALICE experiment at the CERN LHC, *J. Instrum.* 3 (2008) S08002.
- [43] ALICE Collaboration, B. Abelev, et al., Performance of the ALICE experiment at the CERN LHC, *Int. J. Mod. Phys. A* 29 (2014) 1430044.
- [44] M.A. Lisa, S. Pratt, R. Soltz, U. Wiedemann, Femtoscopy in relativistic heavy ion collisions, *Annu. Rev. Nucl. Part. Sci.* 55 (2005) 357–402, arXiv:nucl-ex/0505014.
- [45] ALICE Collaboration, K. Aamodt, et al., Alignment of the ALICE Inner tracking system with cosmic-ray tracks, *J. Instrum.* 5 (2010) P03003, arXiv:1001.0502 [physics.ins-det].
- [46] J. Alme, Y. Andres, H. Appelshäuser, S. Bablok, N. Bialas, et al., The ALICE TPC, a large 3-dimensional tracking device with fast readout for ultra-high multiplicity events, *Nucl. Instrum. Methods A* 622 (2010) 316–367, arXiv:1001.1950 [physics.ins-det].
- [47] A. Akindinov, et al., Performance of the ALICE time-of-flight detector at the LHC, *Eur. Phys. J. Plus* 128 (2013) 44.
- [48] ALICE Collaboration, E. Abbas, et al., Performance of the ALICE VZERO system, *J. Instrum.* (2013) P10016.
- [49] ALICE Collaboration, J. Adam, et al., Enhanced production of multi-strange hadrons in high-multiplicity proton-proton collisions, *Nat. Phys.* 13 (2017) 535–539, arXiv:1606.07424 [nucl-ex].
- [50] Particle Data Group Collaboration, M. Tanabashi, et al., Review of particle physics, *Phys. Rev. D* 98 (2018) 030001.
- [51] V. Vovchenko, H. Stoecker, Thermal-FIST: a package for heavy-ion collisions and hadronic equation of state, *Comput. Phys. Commun.* 244 (2019) 295–310, arXiv:1901.05249 [nucl-th].
- [52] ARGUS Collaboration, H. Albrecht, et al., Observation of octet and decuplet hyperons in e^+e^- annihilation at 10-GeV center-of-mass energy, *Phys. Lett. B* 183 (1987) 419–424.
- [53] M.W. Sullivan, et al., Measurement of the ratio of Σ^0 to Λ^0 inclusive production from 28.5-GeV/c protons on beryllium, *Phys. Rev. D* 36 (1987) 674.
- [54] B.S. Yuldashev, et al., Neutral strange particle production in p Ne-20 and p N interactions at 300-GeV/c, *Phys. Rev. D* 43 (1991) 2792–2802.
- [55] HAL QCD Collaboration, K. Sasaki, et al., $\Lambda\Lambda$ and $N\Xi$ interactions from lattice QCD near the physical point, *Nucl. Phys. A* 998 (2020) 121737, arXiv:1912.08630 [hep-lat].
- [56] A. Kiesel, H. Zbroszczyk, M. Szymański, Extracting baryon-antibaryon strong-interaction potentials from $p\bar{\Lambda}$ femtoscopic correlation functions, *Phys. Rev. C* 89 (2014) 054916.
- [57] T. Sjöstrand, et al., An introduction to PYTHIA 8.2, *Comput. Phys. Commun.* 191 (2015) 159–177.
- [58] R. Brun, F. Bruyant, M. Maire, A.C. McPherson, P. Zancarini, GEANT3.
- [59] W.H. Press, S.A. Teukolsky, W.T. Vetterling, B.P. Flannery, *Numerical Recipes 3rd Edition: The Art of Scientific Computing*, 3 ed., Cambridge University Press, New York, NY, USA, 2007, ch. 15.6.1.
- [60] D. Mihaylov, V. Mantovani Sarti, O. Arnold, L. Fabbietti, B. Hohlweger, A. Mathis, A femtoscopic correlation analysis tool using the Schrödinger equation (CATS), *Eur. Phys. J. C* 78 (2018) 394, arXiv:1802.08481 [hep-ph].
- [61] ALICE Collaboration, S. Acharya, et al., ALICE upgrade physics performance studies for 2018, Report on HL/HE-LHC physics <https://cds.cern.ch/record/2661798>.
- [62] R. Del Grande, L. Šerksnyte, L. Fabbietti, V.M. Sarti, D. Mihaylov, A method to remove lower order contributions in multi-particle femtoscopic correlation functions, *Eur. Phys. J. C* 82 (3) (2022) 244, arXiv:2107.10227 [nucl-th].

ALICE Collaboration

S. Acharya¹⁴³, D. Adamová⁹⁸, A. Adler⁷⁶, J. Adolfosson⁸³, G. Aglieri Rinella³⁵, M. Agnello³¹, N. Agrawal⁵⁵, Z. Ahammed¹⁴³, S. Ahmad¹⁶, S.U. Ahn⁷⁸, I. Ahuja³⁹, Z. Akbar⁵², A. Akindinov⁹⁵, M. Al-Turany¹¹⁰, D. Aleksandrov⁹¹, B. Alessandro⁶⁰, H.M. Alfanda⁷, R. Alfaro Molina⁷³, B. Ali¹⁶, Y. Ali¹⁴, A. Alici²⁶, N. Alizadehvandchali¹²⁷, A. Alkin³⁵, J. Alme²¹, T. Alt⁷⁰, L. Altenkamper²¹, I. Altsybeev¹¹⁵, M.N. Anaam⁷, C. Andrei⁴⁹, D. Andreou⁹³, A. Andronic¹⁴⁶, M. Angeletti³⁵, V. Anguelov¹⁰⁷, F. Antinori⁵⁸, P. Antonioli⁵⁵, C. Anuj¹⁶, N. Apadula⁸², L. Aphecetche¹¹⁷, H. Appelshäuser⁷⁰, S. Arcelli²⁶, R. Arnaldi⁶⁰, I.C. Arsene²⁰, M. Arslandok^{148,107}, A. Augustinus³⁵, R. Averbeck¹¹⁰, S. Aziz⁸⁰, M.D. Azmi¹⁶, A. Badalà⁵⁷, Y.W. Baek⁴², X. Bai¹¹⁰, R. Bailhache⁷⁰, Y. Bailung⁵¹, R. Bala¹⁰⁴, A. Balbino³¹, A. Baldisseri¹⁴⁰, M. Ball⁴⁴, D. Banerjee⁴, R. Barbera²⁷, L. Barioglio^{108,25}, M. Barlou⁸⁷, G.G. Barnaföldi¹⁴⁷, L.S. Barnby⁹⁷, V. Barret¹³⁷, C. Bartels¹³⁰, K. Barth³⁵, E. Bartsch⁷⁰, F. Baruffaldi²⁸, N. Bastid¹³⁷, S. Basu^{83,145}, G. Batigne¹¹⁷, B. Batyunya⁷⁷, D. Bauri⁵⁰, J.L. Bazo Alba¹¹⁴, I.G. Bearden⁹², C. Beattie¹⁴⁸, I. Belikov¹³⁹, A.D.C. Bell Hechavarria¹⁴⁶, F. Bellini^{26,35}, R. Bellwied¹²⁷, S. Belokurova¹¹⁵, V. Belyaev⁹⁶, G. Bencedi⁷¹, S. Beole²⁵, A. Bercuci⁴⁹, Y. Berdnikov¹⁰¹, A. Berdnikova¹⁰⁷, D. Berenyi¹⁴⁷, L. Bergmann¹⁰⁷, M.G. Besoiu⁶⁹, L. Betev³⁵, P.P. Bhaduri¹⁴³, A. Bhasin¹⁰⁴, I.R. Bhat¹⁰⁴, M.A. Bhat⁴, B. Bhattacharjee⁴³, P. Bhattacharya²³, L. Bianchi²⁵, N. Bianchi⁵³, J. Bielčik³⁸, J. Bielčíková⁹⁸, J. Biernat¹²⁰, A. Bilandzic¹⁰⁸, G. Biro¹⁴⁷, S. Biswas⁴, J.T. Blair¹²¹, D. Blau⁹¹, M.B. Blidaru¹¹⁰, C. Blume⁷⁰, G. Boca²⁹, F. Bock⁹⁹, A. Bogdanov⁹⁶, S. Boi²³, J. Bok⁶², L. Boldizsár¹⁴⁷, A. Bolozdynya⁹⁶, M. Bombara³⁹, P.M. Bond³⁵, G. Bonomi¹⁴², H. Borel¹⁴⁰, A. Borissov⁸⁴, H. Bossi¹⁴⁸, E. Botta²⁵, L. Bratrud⁷⁰, P. Braun-Munzinger¹¹⁰, M. Bregant¹²³, M. Broz³⁸, G.E. Bruno^{109,34}, M.D. Buckland¹³⁰, D. Budnikov¹¹¹, H. Buesching⁷⁰, S. Bufalino³¹, O. Bugnon¹¹⁷, P. Buhler¹¹⁶, Z. Buthelezi^{74,134}, J.B. Butt¹⁴, S.A. Bysiak¹²⁰, D. Caffarri⁹³, M. Cai^{28,7}, H. Caines¹⁴⁸, A. Caliva¹¹⁰, E. Calvo Villar¹¹⁴, J.M.M. Camacho¹²², R.S. Camacho⁴⁶, P. Camerini²⁴, F.D.M. Canedo¹²³, A.A. Capon¹¹⁶, F. Carnesecchi^{35,26}, R. Caron¹⁴⁰, J. Castillo Castellanos¹⁴⁰, E.A.R. Casula²³, F. Catalano³¹, C. Ceballos Sanchez⁷⁷, P. Chakraborty⁵⁰, S. Chandra¹⁴³, S. Chapeland³⁵, M. Chartier¹³⁰, S. Chattopadhyay¹⁴³, S. Chattopadhyay¹¹², A. Chauvin²³,

T.G. Chavez⁴⁶, C. Cheshkov¹³⁸, B. Cheynis¹³⁸, V. Chibante Barroso³⁵, D.D. Chinellato¹²⁴, S. Cho⁶², P. Chochula³⁵, P. Christakoglou⁹³, C.H. Christensen⁹², P. Christiansen⁸³, T. Chujo¹³⁶, C. Cicalo⁵⁶, L. Cifarelli²⁶, F. Cindolo⁵⁵, M.R. Ciupek¹¹⁰, G. Clai^{55,ii}, J. Cleymans^{126,i}, F. Colamaria⁵⁴, J.S. Colburn¹¹³, D. Colella^{109,54,34,147}, A. Collu⁸², M. Colocci^{35,26}, M. Concas^{60,iii}, G. Conesa Balbastre⁸¹, Z. Conesa del Valle⁸⁰, G. Contin²⁴, J.G. Contreras³⁸, T.M. Cormier⁹⁹, P. Cortese³², M.R. Cosentino¹²⁵, F. Costa³⁵, S. Costanza²⁹, P. Crochet¹³⁷, E. Cuautle⁷¹, P. Cui⁷, L. Cunqueiro⁹⁹, A. Dainese⁵⁸, F.P.A. Damas^{117,140}, M.C. Danisch¹⁰⁷, A. Danu⁶⁹, I. Das¹¹², P. Das⁸⁹, P. Das⁴, S. Das⁴, S. Dash⁵⁰, S. De⁸⁹, A. De Caro³⁰, G. de Cataldo⁵⁴, L. De Cilladi²⁵, J. de Cuveland⁴⁰, A. De Falco²³, D. De Gruttola³⁰, N. De Marco⁶⁰, C. De Martin²⁴, S. De Pasquale³⁰, S. Deb⁵¹, H.F. Degenhardt¹²³, K.R. Deja¹⁴⁴, L. Dello Stritto³⁰, S. Delsanto²⁵, W. Deng⁷, P. Dhankher¹⁹, D. Di Bari³⁴, A. Di Mauro³⁵, R.A. Diaz⁸, T. Dietel¹²⁶, Y. Ding^{138,7}, R. Divià³⁵, D.U. Dixit¹⁹, Ø. Djuvsland²¹, U. Dmitrieva⁶⁵, J. Do⁶², A. Dobrin⁶⁹, B. Dönigus⁷⁰, O. Dordic²⁰, A.K. Dubey¹⁴³, A. Dubla^{110,93}, S. Dudi¹⁰³, M. Dukhishyam⁸⁹, P. Dupieux¹³⁷, T.M. Eder¹⁴⁶, R.J. Ehlers⁹⁹, V.N. Eikeland²¹, D. Elia⁵⁴, B. Erazmus¹¹⁷, F. Ercolessi²⁶, F. Erhardt¹⁰², A. Erokhin¹¹⁵, M.R. Ersdal²¹, B. Espagnon⁸⁰, G. Eulisse³⁵, D. Evans¹¹³, S. Evdokimov⁹⁴, L. Fabbietti¹⁰⁸, M. Faggin²⁸, J. Faivre⁸¹, F. Fan⁷, A. Fantoni⁵³, M. Fasel⁹⁹, P. Feccchio³¹, A. Feliciello⁶⁰, G. Feofilov¹¹⁵, A. Fernández Téllez⁴⁶, A. Ferrero¹⁴⁰, A. Ferretti²⁵, V.J.G. Feuillard¹⁰⁷, J. Figiel¹²⁰, S. Filchagin¹¹¹, D. Finogeev⁶⁵, F.M. Fionda^{56,21}, G. Fiorenza^{35,109}, F. Flor¹²⁷, A.N. Flores¹²¹, S. Foertsch⁷⁴, P. Foka¹¹⁰, S. Fokin⁹¹, E. Fragiaco⁶¹, E. Frajna¹⁴⁷, U. Fuchs³⁵, N. Funicello³⁰, C. Furget⁸¹, A. Furs⁶⁵, J.J. Gaardhøje⁹², M. Gagliardi²⁵, A.M. Gago¹¹⁴, A. Gal¹³⁹, C.D. Galvan¹²², P. Ganoti⁸⁷, C. Garabatos¹¹⁰, J.R.A. Garcia⁴⁶, E. Garcia-Solis¹⁰, K. Garg¹¹⁷, C. Gargiulo³⁵, A. Garibli⁹⁰, K. Garner¹⁴⁶, P. Gasik¹¹⁰, E.F. Gauger¹²¹, A. Gautam¹²⁹, M.B. Gay Ducati⁷², M. Germain¹¹⁷, J. Ghosh¹¹², P. Ghosh¹⁴³, S.K. Ghosh⁴, M. Giacalone²⁶, P. Gianotti⁵³, P. Giubellino^{110,60}, P. Giubileo²⁸, A.M.C. Glaenger¹⁴⁰, P. Glässel¹⁰⁷, V. Gonzalez¹⁴⁵, L.H. González-Trueba⁷³, S. Gorbunov⁴⁰, L. Görlich¹²⁰, S. Gotovac³⁶, V. Grabski⁷³, L.K. Graczykowski¹⁴⁴, L. Greiner⁸², A. Grelli⁶⁴, C. Grigoras³⁵, V. Grigoriev⁹⁶, A. Grigoryan^{1,i}, S. Grigoryan^{77,1}, O.S. Groettvik²¹, F. Grosa^{35,60}, J.F. Grosse-Oetringhaus³⁵, R. Grosso¹¹⁰, G.G. Guardiano¹²⁴, R. Guernane⁸¹, M. Guilbaud¹¹⁷, M. Guittiere¹¹⁷, K. Gulbrandsen⁹², T. Gunji¹³⁵, A. Gupta¹⁰⁴, R. Gupta¹⁰⁴, I.B. Guzman⁴⁶, S.P. Guzman⁴⁶, L. Gyulai¹⁴⁷, M.K. Habib¹¹⁰, C. Hadjidakis⁸⁰, J. Haidenbauer⁶³, H. Hamagaki⁸⁵, G. Hamar¹⁴⁷, M. Hamid⁷, R. Hannigan¹²¹, M.R. Haque^{144,89}, A. Harlanderova¹¹⁰, J.W. Harris¹⁴⁸, A. Harton¹⁰, J.A. Hasenbichler³⁵, H. Hassan⁹⁹, D. Hatzifotiadou⁵⁵, P. Hauer⁴⁴, L.B. Havener¹⁴⁸, S. Hayashi¹³⁵, S.T. Heckel¹⁰⁸, E. Hellbär⁷⁰, H. Helstrup³⁷, T. Herman³⁸, E.G. Hernandez⁴⁶, G. Herrera Corral⁹, F. Herrmann¹⁴⁶, K.F. Hetland³⁷, H. Hillemanns³⁵, C. Hills¹³⁰, B. Hippolyte¹³⁹, B. Hohlweger^{93,108}, J. Honermann¹⁴⁶, G.H. Hong¹⁴⁹, D. Horak³⁸, S. Hornung¹¹⁰, R. Hosokawa¹⁵, P. Hristov³⁵, C. Huang⁸⁰, C. Hughes¹³³, P. Huhn⁷⁰, T.J. Humanic¹⁰⁰, H. Hushnud¹¹², L.A. Husova¹⁴⁶, N. Hussain⁴³, D. Hutter⁴⁰, J.P. Iddon^{35,130}, R. Ilkaev¹¹¹, H. Ilyas¹⁴, M. Inaba¹³⁶, G.M. Innocenti³⁵, M. Ippolitov⁹¹, A. Isakov^{38,98}, M.S. Islam¹¹², M. Ivanov¹¹⁰, V. Ivanov¹⁰¹, V. Izucheev⁹⁴, B. Jacak⁸², N. Jacazio³⁵, P.M. Jacobs⁸², S. Jadlovská¹¹⁹, J. Jadlovsky¹¹⁹, S. Jaelani⁶⁴, C. Jahnke^{124,123}, M.J. Jakubowska¹⁴⁴, M.A. Janik¹⁴⁴, T. Janson⁷⁶, M. Jercic¹⁰², O. Jevons¹¹³, F. Jonas^{99,146}, P.G. Jones¹¹³, J.M. Jowett^{35,110}, J. Jung⁷⁰, M. Jung⁷⁰, A. Junique³⁵, A. Jusko¹¹³, J. Kaewjai¹¹⁸, P. Kalinak⁶⁶, A. Kalweit³⁵, V. Kaplin⁹⁶, S. Kar⁷, A. Karasu Uysal⁷⁹, D. Karatovic¹⁰², O. Karavichev⁶⁵, T. Karavicheva⁶⁵, P. Karczmarczyk¹⁴⁴, E. Karpechev⁶⁵, A. Kazantsev⁹¹, U. Keschull⁷⁶, R. Keidel⁴⁸, D.L.D. Keijdener⁶⁴, M. Keil³⁵, B. Ketzer⁴⁴, Z. Khabanova⁹³, A.M. Khan⁷, S. Khan¹⁶, A. Khanzadeev¹⁰¹, Y. Kharlov⁹⁴, A. Khatun¹⁶, A. Khuntia¹²⁰, B. Kileng³⁷, B. Kim^{17,62}, D. Kim¹⁴⁹, D.J. Kim¹²⁸, E.J. Kim⁷⁵, J. Kim¹⁴⁹, J.S. Kim⁴², J. Kim¹⁰⁷, J. Kim¹⁴⁹, J. Kim⁷⁵, M. Kim¹⁰⁷, S. Kim¹⁸, T. Kim¹⁴⁹, S. Kirsch⁷⁰, I. Kisel⁴⁰, S. Kiselev⁹⁵, A. Kisiel¹⁴⁴, J.L. Klay⁶, J. Klein³⁵, S. Klein⁸², C. Klein-Bösing¹⁴⁶, M. Kleiner⁷⁰, T. Klemenz¹⁰⁸, A. Kluge³⁵, A.G. Knospe¹²⁷, C. Kobdaj¹¹⁸, M.K. Köhler¹⁰⁷, T. Kollegger¹¹⁰, A. Kondratyev⁷⁷, N. Kondratyeva⁹⁶, E. Kondratyuk⁹⁴, J. König⁷⁰, S.A. Königstorfer¹⁰⁸, P.J. Konopka^{35,2}, G. Kornakov¹⁴⁴, S.D. Koryciak², L. Koska¹¹⁹, A. Kotliarov⁹⁸, O. Kovalenko⁸⁸, V. Kovalenko¹¹⁵, M. Kowalski¹²⁰, I. Králík⁶⁶, A. Kravčáková³⁹, L. Kreis¹¹⁰, M. Krivda^{113,66}, F. Krizek⁹⁸, K. Krizkova Gajdosova³⁸, M. Kroesen¹⁰⁷, M. Krüger⁷⁰, E. Kryshen¹⁰¹, M. Krzewicki⁴⁰, V. Kučera³⁵, C. Kuhn¹³⁹, P.G. Kuijter⁹³, T. Kumaoka¹³⁶, D. Kumar¹⁴³, L. Kumar¹⁰³, N. Kumar¹⁰³, S. Kundu^{35,89}, P. Kurashvili⁸⁸, A. Kurepin⁶⁵, A.B. Kurepin⁶⁵, A. Kuryakin¹¹¹, S. Kushpil⁹⁸, J. Kvapil¹¹³, M.J. Kweon⁶², J.Y. Kwon⁶², Y. Kwon¹⁴⁹, S.L. La Pointe⁴⁰, P. La Rocca²⁷, Y.S. Lai⁸², A. Lakrathok¹¹⁸, M. Lamanna³⁵, R. Langoy¹³², K. Lapidus³⁵, P. Larionov⁵³, E. Laudi³⁵, L. Lautner^{35,108},

R. Lavicka³⁸, T. Lazareva¹¹⁵, R. Lea^{142,24}, J. Lee¹³⁶, J. Leibrach⁴⁰, R.C. Lemmon⁹⁷, I. León Monzón¹²², E.D. Lesser¹⁹, M. Lettrich^{35,108}, P. Lévai¹⁴⁷, X. Li¹¹, X.L. Li⁷, J. Lien¹³², R. Lietava¹¹³, B. Lim¹⁷, S.H. Lim¹⁷, V. Lindenstruth⁴⁰, A. Lindner⁴⁹, C. Lippmann¹¹⁰, A. Liu¹⁹, J. Liu¹³⁰, I.M. Lofnes²¹, V. Loginov⁹⁶, C. Loizides⁹⁹, P. Loncar³⁶, J.A. Lopez¹⁰⁷, X. Lopez¹³⁷, E. López Torres⁸, J.R. Luhder¹⁴⁶, M. Lunardon²⁸, G. Luparello⁶¹, Y.G. Ma⁴¹, A. Maevskaya⁶⁵, M. Mager³⁵, T. Mahmoud⁴⁴, A. Maire¹³⁹, M. Malaev¹⁰¹, Q.W. Malik²⁰, L. Malinina^{77,iv}, D. Mal'Kevich⁹⁵, N. Mallick⁵¹, P. Malzacher¹¹⁰, G. Mandaglio^{33,57}, V. Manko⁹¹, F. Manso¹³⁷, V. Manzari⁵⁴, Y. Mao⁷, J. Mareš⁶⁸, G.V. Margagliotti²⁴, A. Margotti⁵⁵, A. Marín¹¹⁰, C. Markert¹²¹, M. Marquard⁷⁰, N.A. Martin¹⁰⁷, P. Martinengo³⁵, J.L. Martinez¹²⁷, M.I. Martínez⁴⁶, G. Martínez García¹¹⁷, S. Masciocchi¹¹⁰, M. Maserà²⁵, A. Masoni⁵⁶, L. Massacrier⁸⁰, A. Mastroserio^{141,54}, A.M. Mathis¹⁰⁸, O. Matonoha⁸³, P.F.T. Matuoka¹²³, A. Matyja¹²⁰, C. Mayer¹²⁰, A.L. Mazuecos³⁵, F. Mazzaschi²⁵, M. Mazzilli^{35,54}, M.A. Mazzoni⁵⁹, J.E. Mdhuli¹³⁴, A.F. Mechler⁷⁰, F. Meddi²², Y. Melikyan⁶⁵, A. Menchaca-Rocha⁷³, E. Meninno^{116,30}, A.S. Menon¹²⁷, M. Meres¹³, S. Mhlanga^{126,74}, Y. Miake¹³⁶, L. Micheletti²⁵, L.C. Migliorin¹³⁸, D.L. Mihaylov¹⁰⁸, K. Mikhaylov^{77,95}, A.N. Mishra¹⁴⁷, D. Miśkowiec¹¹⁰, A. Modak⁴, A.P. Mohanty⁶⁴, B. Mohanty⁸⁹, M. Mohisin Khan¹⁶, Z. Moravcova⁹², C. Mordasini¹⁰⁸, D.A. Moreira De Godoy¹⁴⁶, L.A.P. Moreno⁴⁶, I. Morozov⁶⁵, A. Morsch³⁵, T. Mrnjavac³⁵, V. Muccifora⁵³, E. Mudnic³⁶, D. Mühlheim¹⁴⁶, S. Muhuri¹⁴³, J.D. Mulligan⁸², A. Mulliri²³, M.G. Munhoz¹²³, R.H. Munzer⁷⁰, H. Murakami¹³⁵, S. Murray¹²⁶, L. Musa³⁵, J. Musinsky⁶⁶, C.J. Myers¹²⁷, J.W. Myrcha¹⁴⁴, B. Naik⁵⁰, R. Nair⁸⁸, B.K. Nandi⁵⁰, R. Nania⁵⁵, E. Nappi⁵⁴, M.U. Naru¹⁴, A.F. Nassirpour⁸³, A. Nath¹⁰⁷, C. Nattrass¹³³, A. Neagu²⁰, L. Nellen⁷¹, S.V. Nesbo³⁷, G. Neskovic⁴⁰, D. Nesterov¹¹⁵, B.S. Nielsen⁹², S. Nikolaev⁹¹, S. Nikulin⁹¹, V. Nikulin¹⁰¹, F. Noferini⁵⁵, S. Noh¹², P. Nomokonov⁷⁷, J. Norman¹³⁰, N. Novitzky¹³⁶, P. Nowakowski¹⁴⁴, A. Nyanin⁹¹, J. Nystrand²¹, M. Ogino⁸⁵, A. Ohlson⁸³, V.A. Okorokov⁹⁶, J. Oleniacz¹⁴⁴, A.C. Oliveira Da Silva¹³³, M.H. Oliver¹⁴⁸, A. Onnerstad¹²⁸, C. Oppedisano⁶⁰, A. Ortiz Velasquez⁷¹, T. Osako⁴⁷, A. Oskarsson⁸³, J. Otwinowski¹²⁰, K. Oyama⁸⁵, Y. Pachmayer¹⁰⁷, S. Padhan⁵⁰, D. Pagano¹⁴², G. Paić⁷¹, A. Palasciano⁵⁴, J. Pan¹⁴⁵, S. Panebianco¹⁴⁰, P. Pareek¹⁴³, J. Park⁶², J.E. Parkkila¹²⁸, S.P. Pathak¹²⁷, R.N. Patra¹⁰⁴, B. Paul²³, J. Pazzini¹⁴², H. Pei⁷, T. Peitzmann⁶⁴, X. Peng⁷, L.G. Pereira⁷², H. Pereira Da Costa¹⁴⁰, D. Peresunko⁹¹, G.M. Perez⁸, S. Perrin¹⁴⁰, Y. Pestov⁵, V. Petráček³⁸, M. Petrovici⁴⁹, R.P. Pezzi⁷², S. Piano⁶¹, M. Pikna¹³, P. Pillot¹¹⁷, O. Pinazza^{55,35}, L. Pinsky¹²⁷, C. Pinto²⁷, S. Pisano⁵³, M. Płoskoń⁸², M. Planinic¹⁰², F. Pliquett⁷⁰, M.G. Poghosyan⁹⁹, B. Polichtchouk⁹⁴, S. Politano³¹, N. Poljak¹⁰², A. Pop⁴⁹, S. Porteboeuf-Houssais¹³⁷, J. Porter⁸², V. Pozdniakov⁷⁷, S.K. Prasad⁴, R. Preghenella⁵⁵, F. Prino⁶⁰, C.A. Pruneau¹⁴⁵, I. Pshenichnov⁶⁵, M. Puccio³⁵, S. Qiu⁹³, L. Quaglia²⁵, R.E. Quishpe¹²⁷, S. Ragoni¹¹³, A. Rakotozafindrabe¹⁴⁰, L. Ramello³², F. Rami¹³⁹, S.A.R. Ramirez⁴⁶, A.G.T. Ramos³⁴, R. Raniwala¹⁰⁵, S. Raniwala¹⁰⁵, S.S. Räsänen⁴⁵, R. Rath⁵¹, I. Ravasenga⁹³, K.F. Read^{99,133}, A.R. Redelbach⁴⁰, K. Redlich^{88,v}, A. Rehman²¹, P. Reichelt⁷⁰, F. Reidt³⁵, H.A. Reme-ness³⁷, R. Renfordt⁷⁰, Z. Rescakova³⁹, K. Reygers¹⁰⁷, A. Riabov¹⁰¹, V. Riabov¹⁰¹, T. Richert^{83,92}, M. Richter²⁰, W. Riegler³⁵, F. Riggi²⁷, C. Ristea⁶⁹, S.P. Rode⁵¹, M. Rodríguez Cahuantzi⁴⁶, K. Røed²⁰, R. Rogalev⁹⁴, E. Rogochaya⁷⁷, T.S. Rogoschinski⁷⁰, D. Rohr³⁵, D. Röhrich²¹, P.F. Rojas⁴⁶, P.S. Rokita¹⁴⁴, F. Ronchetti⁵³, A. Rosano^{33,57}, E.D. Rosas⁷¹, A. Rossi⁵⁸, A. Rotondi²⁹, A. Roy⁵¹, P. Roy¹¹², S. Roy⁵⁰, N. Rubini²⁶, O.V. Rueda⁸³, R. Rui²⁴, B. Rumyantsev⁷⁷, A. Rustamov⁹⁰, E. Ryabinkin⁹¹, Y. Ryabov¹⁰¹, A. Rybicki¹²⁰, H. Ryttonen¹²⁸, W. Rzesza¹⁴⁴, O.A.M. Saarimaki⁴⁵, R. Sadek¹¹⁷, S. Sadovsky⁹⁴, J. Saetre²¹, K. Šafařík³⁸, S.K. Saha¹⁴³, S. Saha⁸⁹, B. Sahoo⁵⁰, P. Sahoo⁵⁰, R. Sahoo⁵¹, S. Sahoo⁶⁷, D. Sahu⁵¹, P.K. Sahu⁶⁷, J. Saini¹⁴³, S. Sakai¹³⁶, S. Sambyal¹⁰⁴, V. Samsonov^{101,96,i}, D. Sarkar¹⁴⁵, N. Sarkar¹⁴³, P. Sarma⁴³, V.M. Sarti¹⁰⁸, M.H.P. Sas¹⁴⁸, J. Schambach^{99,121}, H.S. Scheid⁷⁰, C. Schiaua⁴⁹, R. Schicker¹⁰⁷, A. Schmah¹⁰⁷, C. Schmidt¹¹⁰, H.R. Schmidt¹⁰⁶, M.O. Schmidt¹⁰⁷, M. Schmidt¹⁰⁶, N.V. Schmidt^{99,70}, A.R. Schmier¹³³, R. Schotter¹³⁹, J. Schukraft³⁵, Y. Schutz¹³⁹, K. Schwarz¹¹⁰, K. Schweda¹¹⁰, G. Scioli²⁶, E. Scomparin⁶⁰, J.E. Seger¹⁵, Y. Sekiguchi¹³⁵, D. Sekihata¹³⁵, I. Selyuzhenkov^{110,96}, S. Senyukov¹³⁹, J.J. Seo⁶², D. Serebryakov⁶⁵, L. Šerkšnytė¹⁰⁸, A. Sevcenco⁶⁹, T.J. Shaba⁷⁴, A. Shabanov⁶⁵, A. Shabetai¹¹⁷, R. Shahoyan³⁵, W. Shaikh¹¹², A. Shangaraev⁹⁴, A. Sharma¹⁰³, H. Sharma¹²⁰, M. Sharma¹⁰⁴, N. Sharma¹⁰³, S. Sharma¹⁰⁴, O. Sheibani¹²⁷, K. Shigaki⁴⁷, M. Shimomura⁸⁶, S. Shirinkin⁹⁵, Q. Shou⁴¹, Y. Sibiriyak⁹¹, S. Siddhanta⁵⁶, T. Siemiarczuk⁸⁸, T.F. Silva¹²³, D. Silvermyr⁸³, G. Simonetti³⁵, B. Singh¹⁰⁸, R. Singh⁸⁹, R. Singh¹⁰⁴, R. Singh⁵¹, V.K. Singh¹⁴³, V. Singhal¹⁴³, T. Sinha¹¹², B. Sitar¹³, M. Sitta³², T.B. Skaali²⁰, G. Skorodumovs¹⁰⁷, M. Slupecki⁴⁵, N. Smirnov¹⁴⁸, R.J.M. Snellings⁶⁴, C. Soncco¹¹⁴, J. Song¹²⁷, A. Songmoolnak¹¹⁸, F. Soramel²⁸, S. Sorensen¹³³, I. Sputowska¹²⁰, J. Stachel¹⁰⁷, I. Stan⁶⁹,

P.J. Steffanic¹³³, S.F. Stiefelmaier¹⁰⁷, D. Stocco¹¹⁷, M.M. Storetvedt³⁷, C.P. Stylianidis⁹³, A.A.P. Suaide¹²³, T. Sugitate⁴⁷, C. Suire⁸⁰, M. Suljic³⁵, R. Sultanov⁹⁵, M. Šumbera⁹⁸, V. Sumberia¹⁰⁴, S. Sumowidagdo⁵², S. Swain⁶⁷, A. Szabo¹³, I. Szarka¹³, U. Tabassam¹⁴, S.F. Taghavi¹⁰⁸, G. Taillepied¹³⁷, J. Takahashi¹²⁴, G.J. Tambave²¹, S. Tang^{137,7}, Z. Tang¹³¹, M. Tarhini¹¹⁷, M.G. Tarzila⁴⁹, A. Tauro³⁵, G. Tejada Muñoz⁴⁶, A. Telesca³⁵, L. Terlizzi²⁵, C. Terrevoli¹²⁷, G. Tersimonov³, S. Thakur¹⁴³, D. Thomas¹²¹, R. Tieulent¹³⁸, A. Tikhonov⁶⁵, A.R. Timmins¹²⁷, M. Tkacik¹¹⁹, A. Toia⁷⁰, N. Topilskaya⁶⁵, M. Toppi⁵³, F. Torales-Acosta¹⁹, S.R. Torres³⁸, A. Trifiró^{33,57}, S. Tripathy^{55,71}, T. Tripathy⁵⁰, S. Trogolo^{35,28}, G. Trombetta³⁴, V. Trubnikov³, W.H. Trzaska¹²⁸, T.P. Trzcinski¹⁴⁴, B.A. Trzeciak³⁸, A. Tumkin¹¹¹, R. Turrisi⁵⁸, T.S. Tveter²⁰, K. Ullaland²¹, A. Uras¹³⁸, M. Urioni¹⁴², G.L. Usai²³, M. Vala³⁹, N. Valle²⁹, S. Vallero⁶⁰, N. van der Kolk⁶⁴, L.V.R. van Doremalen⁶⁴, M. van Leeuwen⁹³, P. Vande Vyvre³⁵, D. Varga¹⁴⁷, Z. Varga¹⁴⁷, M. Varga-Kofarago¹⁴⁷, A. Vargas⁴⁶, M. Vasileiou⁸⁷, A. Vasiliev⁹¹, O. Vázquez Doce¹⁰⁸, V. Vechernin¹¹⁵, E. Vercellin²⁵, S. Vergara Limón⁴⁶, L. Vermunt⁶⁴, R. Vértesi¹⁴⁷, M. Verweij⁶⁴, L. Vickovic³⁶, Z. Vilakazi¹³⁴, O. Villalobos Baillie¹¹³, G. Vino⁵⁴, A. Vinogradov⁹¹, T. Virgili³⁰, V. Vislavicius⁹², A. Vodopyanov⁷⁷, B. Volkel³⁵, M.A. Völkl¹⁰⁷, K. Voloshin⁹⁵, S.A. Voloshin¹⁴⁵, G. Volpe³⁴, B. von Haller³⁵, I. Vorobyev¹⁰⁸, D. Voscek¹¹⁹, J. Vrláková³⁹, B. Wagner²¹, C. Wang⁴¹, D. Wang⁴¹, M. Weber¹¹⁶, A. Wegrzynek³⁵, S.C. Wenzel³⁵, J.P. Wessels¹⁴⁶, J. Wiechula⁷⁰, J. Wikne²⁰, G. Wilk⁸⁸, J. Wilkinson¹¹⁰, G.A. Willems¹⁴⁶, E. Willsher¹¹³, B. Windelband¹⁰⁷, M. Winn¹⁴⁰, W.E. Witt¹³³, J.R. Wright¹²¹, W. Wu⁴¹, Y. Wu¹³¹, R. Xu⁷, S. Yalcin⁷⁹, Y. Yamaguchi⁴⁷, K. Yamakawa⁴⁷, S. Yang²¹, S. Yano^{47,140}, Z. Yin⁷, H. Yokoyama⁶⁴, I.-K. Yoo¹⁷, J.H. Yoon⁶², S. Yuan²¹, A. Yuncu¹⁰⁷, V. Zaccolo²⁴, A. Zaman¹⁴, C. Zampolli³⁵, H.J.C. Zanoli⁶⁴, N. Zardoshti³⁵, A. Zarochentsev¹¹⁵, P. Závada⁶⁸, N. Zaviyalov¹¹¹, H. Zbroszczyk¹⁴⁴, M. Zhalov¹⁰¹, S. Zhang⁴¹, X. Zhang⁷, Y. Zhang¹³¹, V. Zherebchevskii¹¹⁵, Y. Zhi¹¹, D. Zhou⁷, Y. Zhou⁹², J. Zhu^{7,110}, A. Zichichi²⁶, G. Zinovjev³, N. Zurlo¹⁴²

¹ A.I. Alikhanyan National Science Laboratory (Yerevan Physics Institute) Foundation, Yerevan, Armenia

² AGH University of Science and Technology, Cracow, Poland

³ Bogolyubov Institute for Theoretical Physics, National Academy of Sciences of Ukraine, Kiev, Ukraine

⁴ Bose Institute, Department of Physics and Centre for Astroparticle Physics and Space Science (CAPSS), Kolkata, India

⁵ Budker Institute for Nuclear Physics, Novosibirsk, Russia

⁶ California Polytechnic State University, San Luis Obispo, CA, United States

⁷ Central China Normal University, Wuhan, China

⁸ Centro de Aplicaciones Tecnológicas y Desarrollo Nuclear (CEADEN), Havana, Cuba

⁹ Centro de Investigación y de Estudios Avanzados (CINVESTAV), Mexico City and Mérida, Mexico

¹⁰ Chicago State University, Chicago, IL, United States

¹¹ China Institute of Atomic Energy, Beijing, China

¹² Chungbuk National University, Cheongju, Republic of Korea

¹³ Comenius University Bratislava, Faculty of Mathematics, Physics and Informatics, Bratislava, Slovakia

¹⁴ COMSATS University Islamabad, Islamabad, Pakistan

¹⁵ Creighton University, Omaha, NE, United States

¹⁶ Department of Physics, Aligarh Muslim University, Aligarh, India

¹⁷ Department of Physics, Pusan National University, Pusan, Republic of Korea

¹⁸ Department of Physics, Sejong University, Seoul, Republic of Korea

¹⁹ Department of Physics, University of California, Berkeley, CA, United States

²⁰ Department of Physics, University of Oslo, Oslo, Norway

²¹ Department of Physics and Technology, University of Bergen, Bergen, Norway

²² Dipartimento di Fisica dell'Università 'La Sapienza' and Sezione INFN, Rome, Italy

²³ Dipartimento di Fisica dell'Università and Sezione INFN, Cagliari, Italy

²⁴ Dipartimento di Fisica dell'Università and Sezione INFN, Trieste, Italy

²⁵ Dipartimento di Fisica dell'Università and Sezione INFN, Turin, Italy

²⁶ Dipartimento di Fisica e Astronomia dell'Università and Sezione INFN, Bologna, Italy

²⁷ Dipartimento di Fisica e Astronomia dell'Università and Sezione INFN, Catania, Italy

²⁸ Dipartimento di Fisica e Astronomia dell'Università and Sezione INFN, Padova, Italy

²⁹ Dipartimento di Fisica e Nucleare e Teorica, Università di Pavia, Pavia, Italy

³⁰ Dipartimento di Fisica 'E.R. Caianiello' dell'Università and Gruppo Collegato INFN, Salerno, Italy

³¹ Dipartimento DISAT del Politecnico and Sezione INFN, Turin, Italy

³² Dipartimento di Scienze e Innovazione Tecnologica dell'Università del Piemonte Orientale and INFN Sezione di Torino, Alessandria, Italy

³³ Dipartimento di Scienze MIFT, Università di Messina, Messina, Italy

³⁴ Dipartimento Interateneo di Fisica 'M. Merlin' and Sezione INFN, Bari, Italy

³⁵ European Organization for Nuclear Research (CERN), Geneva, Switzerland

³⁶ Faculty of Electrical Engineering, Mechanical Engineering and Naval Architecture, University of Split, Split, Croatia

³⁷ Faculty of Engineering and Science, Western Norway University of Applied Sciences, Bergen, Norway

³⁸ Faculty of Nuclear Sciences and Physical Engineering, Czech Technical University in Prague, Prague, Czech Republic

³⁹ Faculty of Science, P.J. Šafárik University, Košice, Slovakia

⁴⁰ Frankfurt Institute for Advanced Studies, Johann Wolfgang Goethe-Universität Frankfurt, Frankfurt, Germany

⁴¹ Fudan University, Shanghai, China

⁴² Gangneung-Wonju National University, Gangneung, Republic of Korea

⁴³ Gauhati University, Department of Physics, Guwahati, India

⁴⁴ Helmholtz-Institut für Strahlen- und Kernphysik, Rheinische Friedrich-Wilhelms-Universität Bonn, Bonn, Germany

⁴⁵ Helsinki Institute of Physics (HIP), Helsinki, Finland

⁴⁶ High Energy Physics Group, Universidad Autónoma de Puebla, Puebla, Mexico

- 47 Hiroshima University, Hiroshima, Japan
 48 Hochschule Worms, Zentrum für Technologietransfer und Telekommunikation (ZTT), Worms, Germany
 49 Horia Hulubei National Institute of Physics and Nuclear Engineering, Bucharest, Romania
 50 Indian Institute of Technology Bombay (IIT), Mumbai, India
 51 Indian Institute of Technology Indore, Indore, India
 52 Indonesian Institute of Sciences, Jakarta, Indonesia
 53 INFN, Laboratori Nazionali di Frascati, Frascati, Italy
 54 INFN, Sezione di Bari, Bari, Italy
 55 INFN, Sezione di Bologna, Bologna, Italy
 56 INFN, Sezione di Cagliari, Cagliari, Italy
 57 INFN, Sezione di Catania, Catania, Italy
 58 INFN, Sezione di Padova, Padova, Italy
 59 INFN, Sezione di Roma, Rome, Italy
 60 INFN, Sezione di Torino, Turin, Italy
 61 INFN, Sezione di Trieste, Trieste, Italy
 62 Inha University, Incheon, Republic of Korea
 63 Institute for Advanced Simulation, Forschungszentrum Jülich, Jülich, Germany
 64 Institute for Gravitational and Subatomic Physics (GRASP), Utrecht University/Nikhef, Utrecht, Netherlands
 65 Institute for Nuclear Research, Academy of Sciences, Moscow, Russia
 66 Institute of Experimental Physics, Slovak Academy of Sciences, Košice, Slovakia
 67 Institute of Physics, Homi Bhabha National Institute, Bhubaneswar, India
 68 Institute of Physics of the Czech Academy of Sciences, Prague, Czech Republic
 69 Institute of Space Science (ISS), Bucharest, Romania
 70 Institut für Kernphysik, Johann Wolfgang Goethe-Universität Frankfurt, Frankfurt, Germany
 71 Instituto de Ciencias Nucleares, Universidad Nacional Autónoma de México, Mexico City, Mexico
 72 Instituto de Física, Universidade Federal do Rio Grande do Sul (UFRGS), Porto Alegre, Brazil
 73 Instituto de Física, Universidad Nacional Autónoma de México, Mexico City, Mexico
 74 iThemba LABS, National Research Foundation, Somerset West, South Africa
 75 Jeonbuk National University, Jeonju, Republic of Korea
 76 Johann-Wolfgang-Goethe Universität Frankfurt Institut für Informatik, Fachbereich Informatik und Mathematik, Frankfurt, Germany
 77 Joint Institute for Nuclear Research (JINR), Dubna, Russia
 78 Korea Institute of Science and Technology Information, Daejeon, Republic of Korea
 79 KTO Karatay University, Konya, Turkey
 80 Laboratoire de Physique des 2 Infinis, Irène Joliot-Curie, Orsay, France
 81 Laboratoire de Physique Subatomique et de Cosmologie, Université Grenoble-Alpes, CNRS-IN2P3, Grenoble, France
 82 Lawrence Berkeley National Laboratory, Berkeley, CA, United States
 83 Lund University Department of Physics, Division of Particle Physics, Lund, Sweden
 84 Moscow Institute for Physics and Technology, Moscow, Russia
 85 Nagasaki Institute of Applied Science, Nagasaki, Japan
 86 Nara Women's University (NWU), Nara, Japan
 87 National and Kapodistrian University of Athens, School of Science, Department of Physics, Athens, Greece
 88 National Centre for Nuclear Research, Warsaw, Poland
 89 National Institute of Science Education and Research, Homi Bhabha National Institute, Jatni, India
 90 National Nuclear Research Center, Baku, Azerbaijan
 91 National Research Centre Kurchatov Institute, Moscow, Russia
 92 Niels Bohr Institute, University of Copenhagen, Copenhagen, Denmark
 93 Nikhef, National institute for subatomic physics, Amsterdam, Netherlands
 94 NRC Kurchatov Institute IHEP, Protvino, Russia
 95 NRC «Kurchatov» Institute – ITEP, Moscow, Russia
 96 NRNU Moscow Engineering Physics Institute, Moscow, Russia
 97 Nuclear Physics Group, STFC Daresbury Laboratory, Daresbury, United Kingdom
 98 Nuclear Physics Institute of the Czech Academy of Sciences, Řež u Prahy, Czech Republic
 99 Oak Ridge National Laboratory, Oak Ridge, TN, United States
 100 Ohio State University, Columbus, OH, United States
 101 Petersburg Nuclear Physics Institute, Gatchina, Russia
 102 Physics department, Faculty of science, University of Zagreb, Zagreb, Croatia
 103 Physics Department, Panjab University, Chandigarh, India
 104 Physics Department, University of Jammu, Jammu, India
 105 Physics Department, University of Rajasthan, Jaipur, India
 106 Physikalisches Institut, Eberhard-Karls-Universität Tübingen, Tübingen, Germany
 107 Physikalisches Institut, Ruprecht-Karls-Universität Heidelberg, Heidelberg, Germany
 108 Physik Department, Technische Universität München, Munich, Germany
 109 Politecnico di Bari and Sezione INFN, Bari, Italy
 110 Research Division and ExtreMe Matter Institute EMMI, GSI Helmholtzzentrum für Schwerionenforschung GmbH, Darmstadt, Germany
 111 Russian Federal Nuclear Center (VNIIEF), Sarov, Russia
 112 Saha Institute of Nuclear Physics, Homi Bhabha National Institute, Kolkata, India
 113 School of Physics and Astronomy, University of Birmingham, Birmingham, United Kingdom
 114 Sección Física, Departamento de Ciencias, Pontificia Universidad Católica del Perú, Lima, Peru
 115 St. Petersburg State University, St. Petersburg, Russia
 116 Stefan Meyer Institut für Subatomare Physik (SMI), Vienna, Austria
 117 SUBATECH, IMT Atlantique, Université de Nantes, CNRS-IN2P3, Nantes, France
 118 Suranaree University of Technology, Nakhon Ratchasima, Thailand
 119 Technical University of Košice, Košice, Slovakia
 120 The Henryk Niewodniczanski Institute of Nuclear Physics, Polish Academy of Sciences, Cracow, Poland
 121 The University of Texas at Austin, Austin, TX, United States
 122 Universidad Autónoma de Sinaloa, Culiacán, Mexico
 123 Universidade de São Paulo (USP), São Paulo, Brazil
 124 Universidade Estadual de Campinas (UNICAMP), Campinas, Brazil
 125 Universidade Federal do ABC, Santo Andre, Brazil
 126 University of Cape Town, Cape Town, South Africa

- ¹²⁷ University of Houston, Houston, TX, United States
¹²⁸ University of Jyväskylä, Jyväskylä, Finland
¹²⁹ University of Kansas, Lawrence, KS, United States
¹³⁰ University of Liverpool, Liverpool, United Kingdom
¹³¹ University of Science and Technology of China, Hefei, China
¹³² University of South-Eastern Norway, Tonsberg, Norway
¹³³ University of Tennessee, Knoxville, TN, United States
¹³⁴ University of the Witwatersrand, Johannesburg, South Africa
¹³⁵ University of Tokyo, Tokyo, Japan
¹³⁶ University of Tsukuba, Tsukuba, Japan
¹³⁷ Université Clermont Auvergne, CNRS/IN2P3, LPC, Clermont-Ferrand, France
¹³⁸ Université de Lyon, CNRS/IN2P3, Institut de Physique des 2 Infinis de Lyon, Lyon, France
¹³⁹ Université de Strasbourg, CNRS, IPHC UMR 7178, F-67000 Strasbourg, France
¹⁴⁰ Université Paris-Saclay Centre d'Etudes de Saclay (CEA), IRFU, Département de Physique Nucléaire (DPhN), Saclay, France
¹⁴¹ Università degli Studi di Foggia, Foggia, Italy
¹⁴² Università di Brescia, Brescia, Italy
¹⁴³ Variable Energy Cyclotron Centre, Homi Bhabha National Institute, Kolkata, India
¹⁴⁴ Warsaw University of Technology, Warsaw, Poland
¹⁴⁵ Wayne State University, Detroit, MI, United States
¹⁴⁶ Westfälische Wilhelms-Universität Münster, Institut für Kernphysik, Münster, Germany
¹⁴⁷ Wigner Research Centre for Physics, Budapest, Hungary
¹⁴⁸ Yale University, New Haven, CT, United States
¹⁴⁹ Yonsei University, Seoul, Republic of Korea

ⁱ Deceased.

ⁱⁱ Italian National Agency for New Technologies, Energy and Sustainable Economic Development (ENEA), Bologna, Italy.

ⁱⁱⁱ Dipartimento DET del Politecnico di Torino, Turin, Italy.

^{iv} M.V. Lomonosov Moscow State University, D.V. Skobeltsyn Institute of Nuclear, Physics, Moscow, Russia.

^v Institute of Theoretical Physics, University of Wrocław, Poland.