

Global polarization measurement in Au+Au collisions

(STAR Collaboration) Abelev, B. I.; ...; Planinić, Mirko; ...; Poljak, Nikola; ...; Zuo, J. X.

Source / Izvornik: **Physical Review C - Nuclear Physics, 2007, 76**

Journal article, Published version

Rad u časopisu, Objavljena verzija rada (izdavačev PDF)

<https://doi.org/10.1103/PhysRevC.76.024915>

Permanent link / Trajna poveznica: <https://um.nsk.hr/um:nbn:hr:217:359643>

Rights / Prava: [In copyright](#)

Download date / Datum preuzimanja: **2020-12-01**



Repository / Repozitorij:

[Repository of Faculty of Science - University of Zagreb](#)



Global polarization measurement in Au+Au collisions

B. I. Abelev,⁹ M. M. Aggarwal,³⁰ Z. Ahammed,⁴⁵ B. D. Anderson,²⁰ D. Arkhipkin,¹³ G. S. Averichev,¹² Y. Bai,²⁸ J. Balewski,¹⁷ O. Barannikova,⁹ L. S. Barnby,² J. Baudot,¹⁸ S. Baumgart,⁵⁰ V. V. Belaga,¹² A. Bellingeri-Laurikainen,⁴⁰ R. Bellwied,⁴⁸ F. Benedosso,²⁸ R. R. Betts,⁹ S. Bhardwaj,³⁵ A. Bhasin,¹⁹ A. K. Bhati,³⁰ H. Bichsel,⁴⁷ J. Bielcik,⁵⁰ J. Bielcikova,⁵⁰ L. C. Bland,³ S.-L. Blyth,²² M. Bombara,² B. E. Bonner,³⁶ M. Botje,²⁸ J. Bouchet,⁴⁰ A. V. Brandin,²⁶ T. P. Burton,² M. Bystersky,¹¹ X. Z. Cai,³⁹ H. Caines,⁵⁰ M. Calderón de la Barca Sánchez,⁶ J. Callner,⁹ O. Catu,⁵⁰ D. Cebra,⁶ M. C. Cervantes,⁴¹ Z. Chajecski,²⁹ P. Chaloupka,¹¹ S. Chattopadhyay,⁴⁵ H. F. Chen,³⁸ J. H. Chen,³⁹ J. Y. Chen,⁴⁹ J. Cheng,⁴³ M. Cherney,¹⁰ A. Chikanian,⁵⁰ W. Christie,³ S. U. Chung,³ R. F. Clarke,⁴¹ M. J. M. Coddington,⁴¹ J. P. Coffin,¹⁸ T. M. Cormier,⁴⁸ M. R. Cosentino,³⁷ J. G. Cramer,⁴⁷ H. J. Crawford,⁵ D. Das,⁴⁵ S. Dash,¹⁵ M. Daugherty,⁴² M. M. de Moura,³⁷ T. G. Dedovich,¹² M. DePhillips,³ A. A. Derevschikov,³² L. Didenko,³ T. Dietel,¹⁴ P. Djawotho,¹⁷ S. M. Dogra,¹⁹ X. Dong,²² J. L. Drachenberg,⁴¹ J. E. Draper,⁶ F. Du,⁵⁰ V. B. Dunin,¹² J. C. Dunlop,³ M. R. Dutta Mazumdar,⁴⁵ W. R. Edwards,²² L. G. Efimov,¹² V. Emelianov,²⁶ J. Engelage,⁵ G. Eppley,³⁶ B. Erazmus,⁴⁰ M. Estienne,¹⁸ P. Fachini,³ R. Fatemi,²³ J. Fedorisin,¹² A. Feng,⁴⁹ P. Filip,¹³ E. Finch,⁵⁰ V. Fine,³ Y. Fisyak,³ J. Fu,⁴⁹ C. A. Gagliardi,⁴¹ L. Gaillard,² M. S. Ganti,⁴⁵ E. Garcia-Solis,⁹ V. Ghazikhanian,⁷ P. Ghosh,⁴⁵ Y. N. Gorbunov,¹⁰ H. Gos,⁴⁶ O. Grebenyuk,²⁸ D. Grosnick,⁴⁴ B. Grube,³⁴ S. M. Guertin,⁷ K. S. F. F. Guimaraes,³⁷ A. Gupta,¹⁹ N. Gupta,¹⁹ B. Haag,⁶ T. J. Hallman,³ A. Hamed,⁴¹ J. W. Harris,⁵⁰ W. He,¹⁷ M. Heinz,⁵⁰ T. W. Henry,⁴¹ S. Heppelmann,³¹ B. Hippolyte,¹⁸ A. Hirsch,³³ E. Hjort,²² A. M. Hoffman,²³ G. W. Hoffmann,⁴² D. J. Hofman,⁹ R. S. Hollis,⁹ M. J. Horner,²² H. Z. Huang,⁷ E. W. Hughes,⁴ T. J. Humanic,²⁹ G. Igo,⁷ A. Iordanova,⁹ P. Jacobs,²² W. W. Jacobs,¹⁷ P. Jakl,¹¹ P. G. Jones,² E. G. Judd,⁵ S. Kabana,⁴⁰ K. Kang,⁴³ J. Kapitan,¹¹ M. Kaplan,⁸ D. Keane,²⁰ A. Kechechyan,¹² D. Kettler,⁴⁷ V. Yu. Khodyrev,³² J. Kiryluk,²² A. Kisiel,²⁹ E. M. Kislov,¹² S. R. Klein,²² A. G. Knosp,⁵⁰ A. Kocoloski,²³ D. D. Koetke,⁴⁴ T. Kollegger,¹⁴ M. Kopytine,²⁰ L. Kotchenda,²⁶ V. Kouchpil,¹¹ K. L. Kowalik,²² P. Kravtsov,²⁶ V. I. Kravtsov,³² K. Krueger,¹ C. Kuhn,¹⁸ A. I. Kulikov,¹² A. Kumar,³⁰ P. Kurnadi,⁷ A. A. Kuznetsov,¹² M. A. C. Lamont,⁵⁰ J. M. Landgraf,³ S. Lange,¹⁴ S. LaPointe,⁴⁸ F. Laue,³ J. Lauret,³ A. Lebedev,³ R. Lednicky,¹³ C.-H. Lee,³⁴ S. LeHocka,¹² M. J. LeVine,³ C. Li,³⁸ Q. Li,⁴⁸ Y. Li,⁴³ G. Lin,⁴⁹ S. J. Lindenbaum,²⁷ M. A. Lisa,²⁹ F. Liu,⁴⁹ H. Liu,³⁸ J. Liu,³⁶ L. Liu,⁴⁹ T. Ljubicic,³ W. J. Llope,³⁶ R. S. Longacre,³ W. A. Love,³ Y. Lu,⁴⁹ T. Ludlam,³ D. Lynn,³ G. L. Ma,³⁹ J. G. Ma,⁷ Y. G. Ma,³⁹ D. P. Mahapatra,¹⁵ R. Majka,⁵⁰ L. K. Mangotra,¹⁹ R. Manweiler,⁴⁴ S. Margetis,²⁰ C. Markert,⁴² L. Martin,⁴⁰ H. S. Matis,²² Yu. A. Matulenko,³² T. S. McShane,¹⁰ A. Meschanin,³² J. Millane,²³ M. L. Miller,²³ N. G. Minaev,³² S. Mioduszewski,⁴¹ A. Mischke,²⁸ J. Mitchell,³⁶ B. Mohanty,²² D. A. Morozov,³² M. G. Munhoz,³⁷ B. K. Nandi,¹⁶ C. Nattrass,⁵⁰ T. K. Nayak,⁴⁵ J. M. Nelson,² C. Nepali,²⁰ P. K. Netrakanti,³³ L. V. Nogach,³² S. B. Nurushev,³² G. Odyniec,²² A. Ogawa,³ V. Okorokov,²⁶ D. Olson,²² M. Pachr,¹¹ S. K. Pal,⁴⁵ Y. Panebratsev,¹² A. I. Pavlinov,⁴⁸ T. Pawlak,⁴⁶ T. Peitzmann,²⁸ V. Perevoztchikov,³ C. Perkins,⁵ W. Peryt,⁴⁶ S. C. Phatak,¹⁵ M. Planinic,⁵¹ J. Pluta,⁴⁶ N. Poljak,⁵¹ N. Porile,³³ A. M. Poskanzer,²² M. Potekhin,³ E. Potrebenikova,¹² B. V. K. S. Potukuchi,¹⁹ D. Prindle,⁴⁷ C. Pruneau,⁴⁸ N. K. Pruthi,³⁰ J. Putschke,²² I. A. Qattan,¹⁷ R. Raniwala,³⁵ S. Raniwala,³⁵ R. L. Ray,⁴² D. Relyea,⁴ A. Ridiger,²⁶ H. G. Ritter,²² J. B. Roberts,³⁶ O. V. Rogachevskiy,¹² J. L. Romero,⁶ A. Rose,²² C. Roy,⁴⁰ L. Ruan,³ M. J. Russcher,²⁸ R. Sahoo,¹⁵ I. Sakrejda,²² T. Sakuma,²³ S. Salur,⁵⁰ J. Sandweiss,⁵⁰ M. Sarsour,⁴¹ P. S. Sazhin,¹² J. Schambach,⁴² R. P. Scharenberg,³³ N. Schmitz,²⁴ J. Seger,¹⁰ I. Selyuzhenkov,⁴⁸ P. Seyboth,²⁴ A. Shabetai,¹⁸ E. Shalahiev,¹² M. Shao,³⁸ M. Sharma,³⁰ W. Q. Shen,³⁹ S. S. Shimanskiy,¹² E. P. Sichtermann,²² F. Simon,²³ R. N. Singaraju,⁴⁵ N. Smirnov,⁵⁰ R. Snellings,²⁸ P. Sorensen,³ J. Sowinski,¹⁷ J. Speltz,¹⁸ H. M. Spinka,¹ B. Srivastava,³³ A. Stadnik,¹² T. D. S. Stanislaus,⁴⁴ D. Staszak,⁷ R. Stock,¹⁴ M. Strikhanov,²⁶ B. Stringfellow,³³ A. A. P. Suaide,³⁷ M. C. Suarez,⁹ N. L. Subba,²⁰ M. Sumbera,¹¹ X. M. Sun,²² Z. Sun,²¹ B. Surrow,²³ T. J. M. Symons,²² A. Szanto de Toledo,³⁷ J. Takahashi,³⁷ A. H. Tang,³ T. Tarnowsky,³³ J. H. Thomas,²² A. R. Timmins,² S. Timoshenko,²⁶ M. Tokarev,¹² T. A. Trainor,⁴⁷ S. Trentalange,⁷ R. E. Tribble,⁴¹ O. D. Tsai,⁷ J. Ulery,³³ T. Ullrich,³ D. G. Underwood,¹ G. Van Buren,³ N. van der Kolk,²⁸ M. van Leeuwen,²² A. M. Vander Molen,²⁵ R. Varma,¹⁶ I. M. Vasilevski,¹³ A. N. Vasiliev,³² R. Vernet,¹⁸ S. E. Vigdor,¹⁷ Y. P. Viyogi,¹⁵ S. Vokal,¹² S. A. Voloshin,⁴⁸ M. Wada,¹⁰ W. T. Waggoner,¹⁰ F. Wang,³³ G. Wang,⁷ J. S. Wang,²¹ X. L. Wang,³⁸ Y. Wang,⁴³ J. C. Webb,⁴⁴ G. D. Westfall,²⁵ C. Whitten Jr.,⁷ H. Wieman,²² S. W. Wissink,¹⁷ R. Witt,⁵⁰ J. Wu,³⁸ Y. Wu,⁴⁹ N. Xu,²² Q. H. Xu,²² Z. Xu,³ P. Yepes,³⁶ I.-K. Yoo,³⁴ Q. Yue,⁴³ V. I. Yurevich,¹² M. Zawisza,⁴⁶ W. Zhan,²¹ H. Zhang,³ W. M. Zhang,²⁰ Y. Zhang,³⁸ Z. P. Zhang,³⁸ Y. Zhao,³⁸ C. Zhong,³⁹ J. Zhou,³⁶ R. Zoukarnееv,¹³ Y. Zoukarnееva,¹³ A. N. Zubarev,¹² and J. X. Zuo³⁹

(STAR Collaboration)

¹Argonne National Laboratory, Argonne, Illinois 60439, USA²University of Birmingham, Birmingham, United Kingdom³Brookhaven National Laboratory, Upton, New York 11973, USA⁴California Institute of Technology, Pasadena, California 91125, USA⁵University of California, Berkeley, California 94720, USA⁶University of California, Davis, California 95616, USA⁷University of California, Los Angeles, California 90095, USA⁸Carnegie Mellon University, Pittsburgh, Pennsylvania 15213, USA⁹University of Illinois at Chicago, Chicago, Illinois 60607, USA¹⁰Creighton University, Omaha, Nebraska 68178, USA

- ¹¹Nuclear Physics Institute AS CR, 250 68 Řež/Prague, Czech Republic
¹²Laboratory for High Energy (JINR), Dubna, Russia
¹³Particle Physics Laboratory (JINR), Dubna, Russia
¹⁴University of Frankfurt, Frankfurt, Germany
¹⁵Institute of Physics, Bhubaneswar 751005, India
¹⁶Indian Institute of Technology, Mumbai, India
¹⁷Indiana University, Bloomington, Indiana 47408, USA
¹⁸Institut de Recherches Subatomiques, Strasbourg, France
¹⁹University of Jammu, Jammu 180001, India
²⁰Kent State University, Kent, Ohio 44242, USA
²¹Institute of Modern Physics, Lanzhou, People's Republic of China
²²Lawrence Berkeley National Laboratory, Berkeley, California 94720, USA
²³Massachusetts Institute of Technology, Cambridge, MA 02139-4307, USA
²⁴Max-Planck-Institut für Physik, Munich, Germany
²⁵Michigan State University, East Lansing, Michigan 48824, USA
²⁶Moscow Engineering Physics Institute, Moscow, Russia
²⁷City College of New York, New York City, New York 10031, USA
²⁸NIKHEF and Utrecht University, Amsterdam, The Netherlands
²⁹Ohio State University, Columbus, Ohio 43210, USA
³⁰Panjab University, Chandigarh 160014, India
³¹Pennsylvania State University, University Park, Pennsylvania 16802, USA
³²Institute of High Energy Physics, Protvino, Russia
³³Purdue University, West Lafayette, Indiana 47907, USA
³⁴Pusan National University, Pusan, Republic of Korea
³⁵University of Rajasthan, Jaipur 302004, India
³⁶Rice University, Houston, Texas 77251, USA
³⁷Universidade de Sao Paulo, Sao Paulo, Brazil
³⁸University of Science & Technology of China, Hefei 230026, People's Republic of China
³⁹Shanghai Institute of Applied Physics, Shanghai 201800, People's Republic of China
⁴⁰SUBATECH, Nantes, France
⁴¹Texas A&M University, College Station, Texas 77843, USA
⁴²University of Texas, Austin, Texas 78712, USA
⁴³Tsinghua University, Beijing 100084, People's Republic of China
⁴⁴Valparaiso University, Valparaiso, Indiana 46383, USA
⁴⁵Variable Energy Cyclotron Centre, Kolkata 700064, India
⁴⁶Warsaw University of Technology, Warsaw, Poland
⁴⁷University of Washington, Seattle, Washington 98195, USA
⁴⁸Wayne State University, Detroit, Michigan 48201, USA
⁴⁹Institute of Particle Physics, CCNU (HZNU), Wuhan 430079, People's Republic of China
⁵⁰Yale University, New Haven, Connecticut 06520, USA
⁵¹University of Zagreb, Zagreb, HR-10002, Croatia
- (Received 11 May 2007; published 29 August 2007)

The system created in noncentral relativistic nucleus-nucleus collisions possesses large orbital angular momentum. Because of spin-orbit coupling, particles produced in such a system could become globally polarized along the direction of the system angular momentum. We present the results of Λ and $\bar{\Lambda}$ hyperon global polarization measurements in Au+Au collisions at $\sqrt{s_{NN}} = 62.4$ and 200 GeV performed with the STAR detector at the BNL Relativistic Heavy Ion Collider (RHIC). The observed global polarization of Λ and $\bar{\Lambda}$ hyperons in the STAR acceptance is consistent with zero within the precision of the measurements. The obtained upper limit, $|P_{\Lambda, \bar{\Lambda}}| \leq 0.02$, is compared with the theoretical values discussed recently in the literature.

DOI: [10.1103/PhysRevC.76.024915](https://doi.org/10.1103/PhysRevC.76.024915)

PACS number(s): 24.70.+s, 14.20.Jn, 25.75.Ld

I. INTRODUCTION

The system created in noncentral relativistic nucleus-nucleus collisions possesses large orbital angular momentum.

One of the novel phenomena predicted to occur in such a system is global system polarization [1–3]. This phenomenon manifests itself in the polarization of secondary produced particles along the direction of the system angular momentum.

The global polarization may provide valuable insights into the evolution of the system, the hadronization mechanism, and the origin of hadronic spin preferences. The system orbital angular momentum may be transformed into global particle spin orientation preferences by spin-orbit coupling at various stages of the system evolution. It can happen at the partonic level, while the system evolves as an ensemble of deconfined polarized quarks. The polarization of the secondary produced hadrons could also be acquired via hadron rescattering at a later hadronic stage. An example of such system orbital momentum transformation into global polarization of produced ρ mesons, due to pion rescattering, is discussed in Ref. [2].

One specific scenario for the spin-orbit transformation via the polarized quark phase is discussed in Ref. [1]. There, it is argued that parton interactions in noncentral relativistic nucleus-nucleus collisions lead first to the global polarization of the produced quarks. The values for this global quark polarization at energies currently available at the BNL Relativistic Heavy Ion Collider (RHIC) were estimated to be quite high, around 30% percent. In the case of a strongly interacting quark gluon plasma (QGP), this global quark polarization can have many observable consequences, such as a left-right asymmetry in hadron production at large rapidity (similar to the single-spin asymmetry in pp collisions) or polarization of thermal photons, dileptons, and final hadrons with nonzero spin. In particular, it would lead to global polarization of the hyperons, which could be measured via their weak, self-analyzing decays. Assuming that the strange and nonstrange quark polarizations, P_s and P_q , are equal, in the particular case of the “exclusive” parton recombination scenario [1], the values of the global polarization P_H for Λ , Σ , and Ξ hyperons appear to be similar to those for quarks: $P_H = P_q \simeq 0.3$. Recently, more realistic calculations [4] of the global quark polarization were performed within a model based on the hard thermal loop (HTL) gluon propagator. The resulting hyperon polarization was predicted to be in the range from -0.03 to 0.15 depending on the temperature of the QGP formed.

In this paper, we present the results of Λ and $\bar{\Lambda}$ hyperon global polarization measurements in Au+Au collisions performed at $\sqrt{s_{NN}} = 62.4$ and 200 GeV with the solenoidal tracker at RHIC (STAR) detector. In this work, the polarization is defined to be positive if the hyperon spin has a positive component along the system orbital momentum, while in Refs. [1,4] the opposite convention is used. The paper is organized as follows. First we overview the global polarization measurement technique and introduce relevant observables. Then the results of Λ and $\bar{\Lambda}$ hyperon global polarization are presented as functions of pseudorapidity, transverse momentum, and collision centrality. Subsequently, the possible systematic uncertainties of the method and the detector acceptance effects are discussed and systematic errors are estimated.

II. GLOBAL POLARIZATION OF HYPERONS

The global polarization of hyperons can be determined from the angular distribution of hyperon decay products relative to

the system orbital momentum \mathbf{L} :

$$\frac{dN}{d \cos \theta^*} \sim 1 + \alpha_H P_H \cos \theta^*, \quad (1)$$

where P_H is the hyperon global polarization, α_H is the hyperon decay parameter, and θ^* is the angle in the hyperon rest frame between the system orbital momentum \mathbf{L} and the three-momentum of the baryon daughter from the hyperon decay.

The global polarization P_H in Eq. (1) can depend on hyperon kinematic variables such as transverse momentum p_t^H and pseudorapidity η^H , as well as on the relative azimuthal angle between the hyperon three-momentum and the direction of the system orbital momentum \mathbf{L} . In this work, we report the p_t^H and η^H dependence of the global polarization averaged over the relative azimuthal angle (see Sec. II C for a detailed discussion of this definition).

Since the system angular momentum \mathbf{L} is perpendicular to the reaction plane, the global polarization can be measured via the distribution of the azimuthal angle of the hyperon decay baryon (in the hyperon rest frame) with respect to the reaction plane. Thus, the known and well-established anisotropic flow measurement techniques [5,6] can be applied.

To write an equation for the global polarization in terms of the observables used in anisotropic flow measurements, we start with the equation that directly follows from the global polarization definition (1):

$$P_H = \frac{3}{\alpha_H} \langle \cos \theta^* \rangle. \quad (2)$$

The angle brackets in this equation denote averaging over the solid angle of the hyperon decay baryon three-momentum in the hyperon rest frame and over all directions of the system orbital momentum \mathbf{L} or, in other words, over all possible orientations of the reaction plane. Similarly, we can write an equation for the global polarization in terms of the reaction plane angle Ψ_{RP} and the azimuthal angle ϕ_p^* of the hyperon decay baryon three-momentum in the hyperon rest frame (see Fig. 1 for notations). By using a trigonometric relation among the angles, $\cos \theta^* = \sin \theta_p^* \sin(\phi_p^* - \Psi_{RP})$ (θ_p^* is the angle between the hyperon decay baryon three-momentum in the hyperon rest frame and the beam direction), and integrating distribution (1) over the angle θ_p^* , one finds the following equation for the global polarization:

$$P_H = \frac{8}{\pi \alpha_H} \langle \sin(\phi_p^* - \Psi_{RP}) \rangle. \quad (3)$$

In this equation, perfect detector acceptance is assumed. See Sec. II C for the discussion of the detector acceptance effects.

Equation (3) is similar to that used in directed flow measurements [7–10]. For example, the hyperon directed flow can be defined as $v_1^H = \langle \cos(\phi_H - \Psi_{RP}) \rangle$, where ϕ_H is the azimuthal angle of the hyperon transverse momentum. The similarity to Eq. (3) allows us to use the corresponding anisotropic flow measurement technique, and in this paper we will follow the same naming conventions and notations as those adopted in an anisotropic flow analysis.

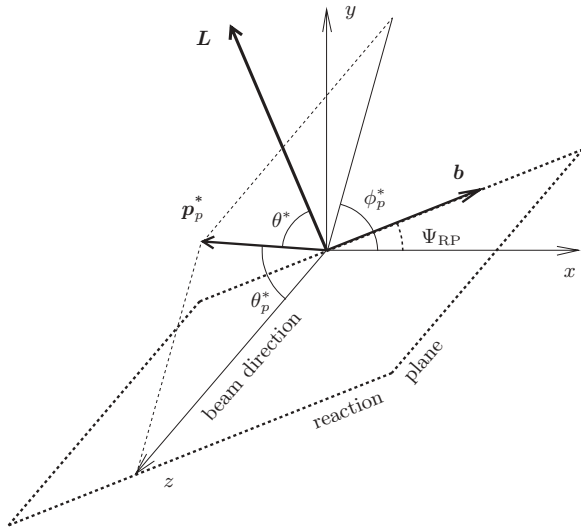


FIG. 1. Diagram showing the notations for the different angles adopted in this paper. The laboratory frame is defined by the x , y , and z (beam direction) axes. p_p^* is the hyperon decay baryon three-momentum in the hyperon rest frame. The reaction plane is spanned by the impact parameter b and the beam direction. The normal to the reaction plane defines the direction of the system orbital momentum L . Reversal of the orbital momentum, $L \rightarrow -L$, corresponds to changing the reaction plane angle by $\Psi_{RP} \rightarrow \Psi_{RP} + \pi$.

A. Technique

The main components of the detector system used in this analysis are the STAR main time projection chamber (TPC) [11], two STAR forward TPCs [12], and the STAR zero degree calorimeter shower maximum detector (ZDC SMD) [13–15]. Data taken with a minimum-bias trigger have been used for this analysis. The collision centrality was defined using the total charged particle multiplicity within a pseudorapidity window of $|\eta| < 0.5$. The charged particle multiplicity distribution was divided into nine centrality bins (classes): 0–5% (most central collisions), 5–10%, 10–20%, 20–30%, 30–40%, 40–50%, 50–60%, 60–70%, and 70–80% of the total hadronic inelastic cross section for Au+Au collisions. Our analysis was restricted to events with a primary vertex within 30 cm of the center of the TPC along the beam direction. This yielded a data set of 8.3×10^6 (9.1×10^6) minimum-bias events for Au+Au collisions at 62.4 (200) GeV recorded with the STAR detector during RHIC run IV (year 2004).

The hyperon reconstruction procedure used in this analysis is similar to that in Refs. [16–18]. The Λ and $\bar{\Lambda}$ particles were reconstructed from their weak decay topology, $\Lambda \rightarrow p\pi^-$ and $\bar{\Lambda} \rightarrow \bar{p}\pi^+$, using charged tracks measured in the TPC. The corresponding decay parameter is $\alpha_{\Lambda}^- = -\alpha_{\bar{\Lambda}}^+ = 0.642 \pm 0.013$ [19]. Particle assignments for p (\bar{p}) and π^- (π^+) candidates were based on charge sign and the mean energy loss, dE/dx , measured for each track with at least 15 recorded space hits in the TPC. Candidate tracks were then paired to form neutral decay vertices, which were required to be at least 6 cm from the primary vertex. The reconstructed momentum vector at the decay vertex was required to point back to the primary event vertex within 0.5 cm. For the Λ and

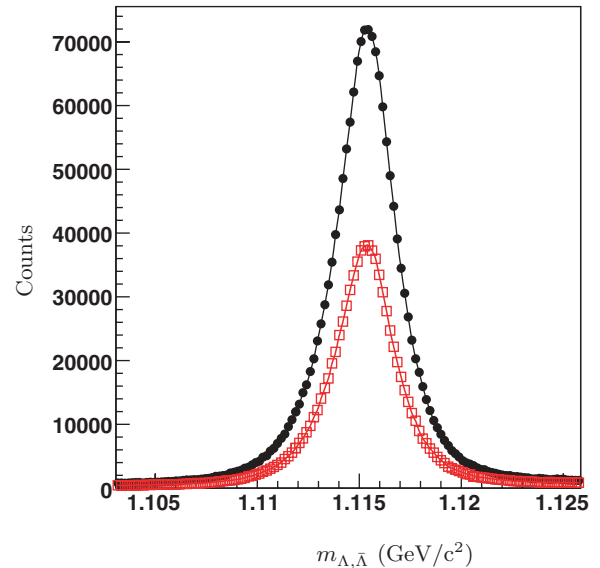


FIG. 2. (Color online) Invariant mass distribution for the Λ (filled circles) and $\bar{\Lambda}$ (open squares) candidates after the quality cuts for Au+Au collisions at $\sqrt{s_{NN}} = 62.4$ GeV (centrality region 0–80%).

$\bar{\Lambda}$ reconstruction, we chose pion candidates with a distance of closest approach (dca) to the primary vertex of more than 2.5 cm and proton candidates with a dca > 1.0 cm.

Figure 2 shows the invariant mass distributions for the reconstructed Λ and $\bar{\Lambda}$ candidates in the $|\eta_{\Lambda, \bar{\Lambda}}| < 1.3$ and $p_t^{\Lambda, \bar{\Lambda}} < 4.5$ GeV/ c region from the data sample for Au+Au collisions at 62.4 GeV. In this analysis, the hyperon candidates with invariant mass within the window $1.11 < m_{\Lambda, \bar{\Lambda}} < 1.12$ GeV/ c^2 are used. The background contribution, including K_S^0 meson contamination, is estimated by fitting the invariant mass distribution with the sum of a Gaussian and third-order polynomial function, and is less than 8%; it has been included in the estimate of the total systematic errors.

The Λ and $\bar{\Lambda}$ global polarization is calculated on the basis of Eq. (3). The measured hyperons consist of primordial Λ ($\bar{\Lambda}$) and feed-downs from multistrange hyperons (Ξ^0 and Ω) and Σ^0 decays and from short-lived resonances decaying via strong interactions. The effect of these feed-downs, estimated as described below, is incorporated into our systematic errors in Sec. II C. Under the assumption that the global polarization has the same value for Λ and Σ^0 [1], we estimate the relative contribution from Σ^0 to the extracted global polarization of the Λ hyperons to be $\leq 30\%$. This estimate takes into account an average polarization transfer from Σ^0 to Λ of $-1/3$ [20, 21] (this value can be affected by nonuniform acceptance of the daughter Λ). The Σ^0/Λ production ratio is measured in d +Au collisions at $\sqrt{s_{NN}} = 200$ GeV to be 15% [22] and is typically expected to be 2–3 times higher in Au+Au collisions. Based on the results in Ref. [23], the contribution of feed-downs from multiply strange hyperons (Ξ , Ω) is estimated to be less than 15%. This can dilute the measured polarization and introduce a similar systematic uncertainty ($\sim 15\%$) to the global polarization measurement. The effect of feed-downs to Λ ($\bar{\Lambda}$) from strongly decaying resonances has not been measured with the STAR detector. String fragmentation model

calculations [24] and study within the scenario of hadron gas fireball formation at thermal and partial chemical equilibrium [25] suggest that in pp collisions the fraction of direct hyperons is about 25–30% for Λ and 15–30% for $\bar{\Lambda}$.

The global polarization measurement could also conceivably be affected by hyperon spin precession in the strong magnetic field within the TPC. Using the equation for the spin precession frequency, $\omega_H = 2\mu_H B/\hbar$, one can estimate the shift of the Λ and $\bar{\Lambda}$ azimuthal spin orientation in the TPC magnetic field ($B = 0.5$ T) at $p_{\Lambda, \bar{\Lambda}} = 3.0$ GeV/c to be $|\delta\phi_{\Lambda, \bar{\Lambda}}| \sim |\omega_{\Lambda, \bar{\Lambda}} * \tau_{\Lambda, \bar{\Lambda}} * \gamma_{\Lambda, \bar{\Lambda}}| \sim 0.022$ ($\gamma_{\Lambda, \bar{\Lambda}}$ is the hyperon Lorentz factor). For the hyperon magnetic moment μ_H and mean lifetime τ_H , we use the values [19] $\mu_{\Lambda, \bar{\Lambda}} = -0.613 \mu_N$ (where μ_N is the nuclear magneton) and $\tau_{\Lambda, \bar{\Lambda}} = 2.63 \times 10^{-10}$ s. Thus, the effect of the spin precession on the global polarization measurements is negligible ($\leq 0.1\%$).

The reaction plane angle in Eq. (3) is estimated by calculating the so-called event plane flow vector Q_{EP} . This implies the necessity to correct the final results by the reaction plane resolution R_{EP} [6,7]. Similar to the case of directed flow, the global polarization measurement requires knowledge of the direction of the system orbital momentum L , hence, of the first-order event plane vector. Taking this into account, one can rewrite Eq. (3) in terms of the first-order event plane angle $\Psi_{EP}^{(1)}$ and its resolution $R_{EP}^{(1)}$:

$$P_H = \frac{8}{\pi\alpha_H} \frac{\langle \sin(\phi_p^* - \Psi_{EP}^{(1)}) \rangle}{R_{EP}^{(1)}}. \quad (4)$$

There are a few different ways to determine the first-order event plane vector in the STAR detector, using either the TPC, the forward TPCs, or the ZDC SMD. In this analysis, the first-order event plane vector was determined from the forward TPCs, which span a pseudorapidity region ($2.7 < |\eta| < 3.9$) characterized by much larger directed flow than the TPC region ($|\eta| < 1.3$). The charged particle tracks with transverse momentum $0.15 < p_t < 2.0$ GeV/c are used to define the event plane vector. The combination of two forward TPC event plane vectors provides the full event plane. The corresponding event plane resolution, $R_{EP}^{(1)}$ {FTPC}, is obtained from the correlation of the two event plane vectors defined for two random subevents [5,6]. Information on the second-order event plane vector determined by the strong *elliptic* flow in the TPC pseudorapidity region was also used in this analysis, to calculate the systematic errors coming from the uncertainty in the reaction plane definition. Use of the ZDC SMD to determine the first-order reaction plane would introduce smaller systematic uncertainties, but significantly poorer reaction plane resolution, compared to the use of the forward TPCs, and was not practical because of limited statistics. For more discussion on systematic uncertainties and the role of the reaction plane resolution, see Sec. II C.

The direction of the system angular momentum in Eq. (4) is fixed by the convention that spectator neutrons are deflected along the direction of the impact parameter, and thus their directed flow measured with the ZDC SMD is positive for a positive pseudorapidity value. From correlations between the forward TPC and ZDC SMD [10] it follows that the directed flow in the forward TPC pseudorapidity region, which

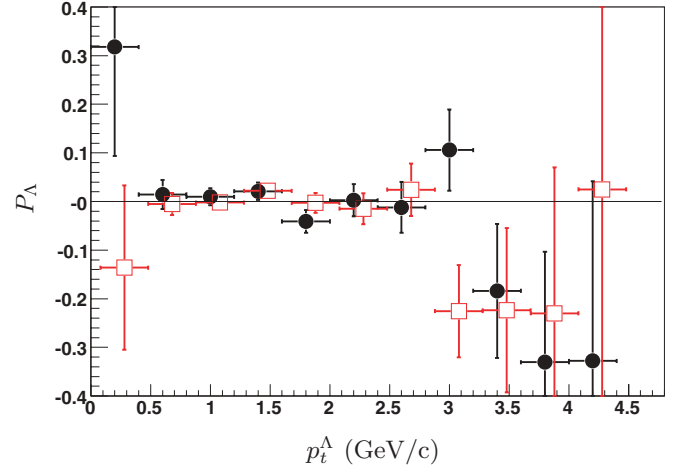


FIG. 3. (Color online) Global polarization of Λ hyperons as a function of Λ transverse momentum p_t^Λ for Au+Au collisions at $\sqrt{s_{NN}} = 200$ GeV (centrality region 20–70%) (filled circles) and at $\sqrt{s_{NN}} = 62.4$ GeV (centrality region 0–80%) (open squares). Only statistical uncertainties are shown.

is used to determine the first-order event plane in this analysis, has an opposite sign than that of spectator neutrons. This is further taken into account when determining the direction of the system angular momentum.

B. Results

Figure 3 presents the Λ hyperon global polarization as a function of Λ transverse momentum p_t^Λ calculated on the basis of Eq. (4). The filled circles show the results of the measurement for Au+Au collisions at $\sqrt{s_{NN}} = 200$ GeV. The open squares indicate the results of a similar measurement for Au+Au collisions at $\sqrt{s_{NN}} = 62.4$ GeV. The data points are corrected for the effects of the nonuniform detector acceptance. Details on acceptance effects and systematic uncertainties are discussed in Sec. II C. Although the error bars at higher Λ transverse momentum are rather large, there could be an indication in Fig. 3 of a possible p_t^Λ dependence of the global polarization; a constant line fit to the data points in the range of $3.3 < p_t^\Lambda < 4.5$ GeV yields $P_\Lambda = (-23.3 \pm 11.2) \times 10^{-2}$ with $\chi^2/\text{ndf} = 0.22/2$ for Au+Au collisions at $\sqrt{s_{NN}} = 200$ GeV (centrality region 20–70%) and $P_\Lambda = (-20.7 \pm 14.2) \times 10^{-2}$ with $\chi^2/\text{ndf} = 0.38/2$ for Au+Au collisions at $\sqrt{s_{NN}} = 62.4$ GeV (centrality region 0–80%). Unfortunately, at present there exists no theoretical prediction for the global polarization dependence on particle transverse momentum to compare with these results.

In this analysis, the event plane vectors defined with the particles measured in the forward TPCs are reliable within the centrality region 0–80% for Au+Au collisions at $\sqrt{s_{NN}} = 62.4$ GeV. With higher multiplicity at $\sqrt{s_{NN}} = 200$ GeV, saturation effects in the forward TPCs for the most central collisions become evident, and the estimated reaction plane angle is unreliable. Because of this effect, the centrality region used for the Λ ($\bar{\Lambda}$) hyperon global polarization measurement in Au+Au collisions at $\sqrt{s_{NN}} = 200$ GeV is limited to 20–70%.

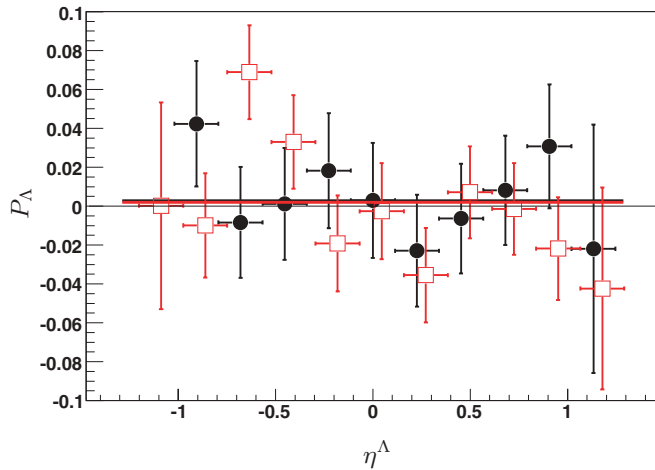


FIG. 4. (Color online) Global polarization of Λ hyperons as a function of Λ pseudorapidity η^Λ . Symbol keys are the same as in Fig. 3. A constant line fit to these data points yields $P_\Lambda = (2.8 \pm 9.6) \times 10^{-3}$ with $\chi^2/\text{ndf} = 6.5/10$ for Au+Au collisions at $\sqrt{s_{NN}} = 200$ GeV (centrality region 20–70%), and $P_\Lambda = (1.9 \pm 8.0) \times 10^{-3}$ with $\chi^2/\text{ndf} = 14.3/10$ for Au+Au collisions at $\sqrt{s_{NN}} = 62.4$ GeV (centrality region 0–80%). Only statistical uncertainties are shown.

Figure 4 presents the Λ hyperon global polarization as a function of Λ pseudorapidity η^Λ . The symbol keys for the data points are the same as in Fig. 3. Note that the scale is different from the one in Fig. 3. The p_t -integrated global polarization result is dominated by the region $p_t^\Lambda < 3$ GeV/c, where the measurements are consistent with zero (see Fig. 3). The solid lines in Fig. 4 indicate constant fits to the experimental data: $P_\Lambda = (2.8 \pm 9.6) \times 10^{-3}$ with $\chi^2/\text{ndf} = 6.5/10$ for Au+Au collisions at $\sqrt{s_{NN}} = 200$ GeV (centrality region 20–70%) and $P_\Lambda = (1.9 \pm 8.0) \times 10^{-3}$ with $\chi^2/\text{ndf} = 14.3/10$ for Au+Au collisions at $\sqrt{s_{NN}} = 62.4$ GeV (centrality region 0–80%). The lines associated with each of the two beam energies are almost indistinguishable from zero within the resolution of the plot. The results for the Λ hyperon global polarization as a function of η^Λ within the STAR acceptance are consistent with zero.

Figure 5 presents the Λ hyperon global polarization as a function of centrality given as a fraction of the total inelastic hadronic cross section. Within the statistical uncertainties we observe no centrality dependence of the Λ global polarization.

The statistics for $\bar{\Lambda}$ hyperons are smaller than those for Λ hyperons by 40% (20%) for Au+Au collisions at $\sqrt{s_{NN}} = 62.4$ (200) GeV. Figures 6, 7, and 8 show the results for the $\bar{\Lambda}$ hyperon global polarization as a function of $\bar{\Lambda}$ transverse momentum, pseudorapidity, and centrality (the symbol keys for the data points are the same as in Figs. 3–5). Again, no deviation from zero has been observed within statistical errors. The constant line fits for the $\bar{\Lambda}$ hyperon global polarization give $P_{\bar{\Lambda}} = (1.8 \pm 10.8) \times 10^{-3}$ with $\chi^2/\text{ndf} = 5.5/10$ for Au+Au collisions at $\sqrt{s_{NN}} = 200$ GeV (centrality region 20–70%) and $P_{\bar{\Lambda}} = (-17.6 \pm 11.1) \times 10^{-3}$ with $\chi^2/\text{ndf} = 8.0/10$ for Au+Au collisions at $\sqrt{s_{NN}} = 62.4$ GeV (centrality region 0–80%).

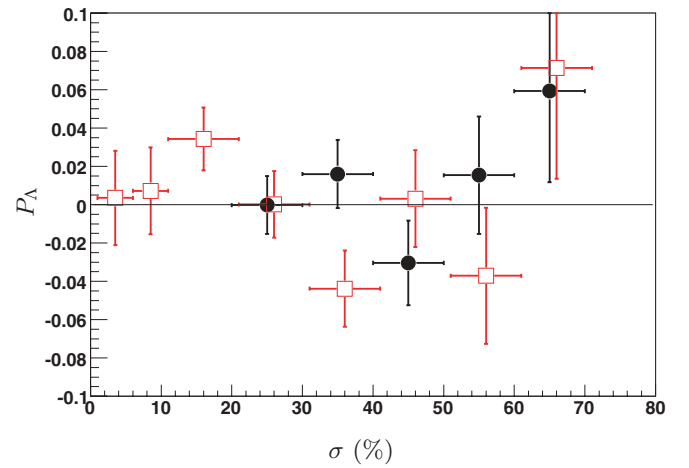


FIG. 5. (Color online) Global polarization of Λ hyperons as a function of centrality given as a fraction of the total inelastic hadronic cross section. Symbol keys are the same as in Fig. 3. Only statistical uncertainties are shown.

C. Acceptance effects and systematic uncertainties

The derivation of Eq. (3) assumes a perfect reconstruction acceptance for hyperons. For the case of an imperfect detector, we similarly consider the average of $\langle \sin(\phi_p^* - \Psi_{RP}) \rangle$ but take into account the fact that the integral over the solid angle $d\Omega_p^* = d\phi_p^* \sin\theta_p^* d\theta_p^*$ of the hyperon decay baryon three-momentum \mathbf{p}_p^* in the hyperon rest frame is affected by detector acceptance:

$$\begin{aligned} \langle \sin(\phi_p^* - \Psi_{RP}) \rangle &= \int \frac{d\Omega_p^*}{4\pi} \frac{d\phi_H}{2\pi} A(\mathbf{p}_H, \mathbf{p}_p^*) \int_0^{2\pi} \frac{d\Psi_{RP}}{2\pi} \\ &\quad \times \sin(\phi_p^* - \Psi_{RP}) [1 + \alpha_H P_H(\mathbf{p}_H; \Psi_{RP}) \\ &\quad \times \sin\theta_p^* \sin(\phi_p^* - \Psi_{RP})]. \end{aligned} \quad (5)$$

Here \mathbf{p}_H is the hyperon three-momentum, and $A(\mathbf{p}_H, \mathbf{p}_p^*)$ is a function to account for detector acceptance. The integral of this

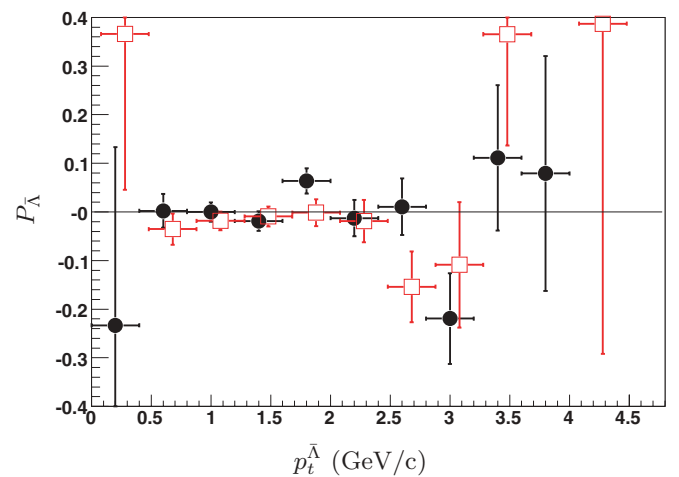


FIG. 6. (Color online) Global polarization of $\bar{\Lambda}$ hyperons as a function of $\bar{\Lambda}$ transverse momentum $p_t^{\bar{\Lambda}}$. Symbol keys are the same as in Fig. 3. Only statistical uncertainties are shown.

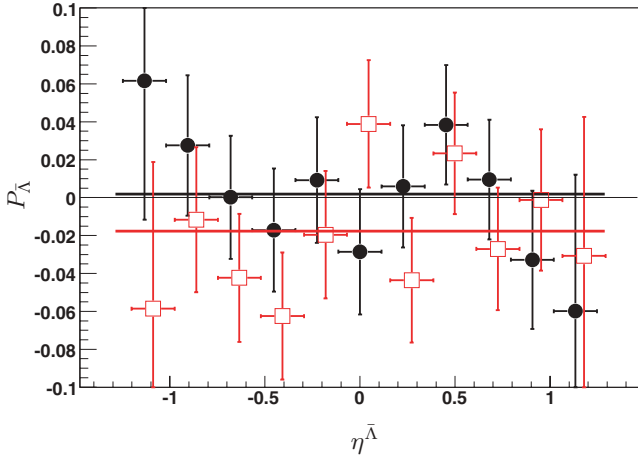


FIG. 7. (Color online) Global polarization of $\bar{\Lambda}$ hyperons as a function of $\bar{\Lambda}$ pseudorapidity $\eta^{\bar{\Lambda}}$. A constant line fit to these data points yields $P_{\bar{\Lambda}} = (1.8 \pm 10.8) \times 10^{-3}$ with $\chi^2/\text{ndf} = 5.5/10$ for Au+Au collisions at $\sqrt{s_{NN}} = 200$ GeV (centrality region 20–70%) and $P_{\bar{\Lambda}} = (-17.6 \pm 11.1) \times 10^{-3}$ with $\chi^2/\text{ndf} = 8.0/10$ for $\sqrt{s_{NN}} = 62.4$ GeV (centrality region 0–80%). Only statistical uncertainties are shown. Symbol keys are the same as in Fig. 3.

function over $(d\Omega_p^*/4\pi)(d\phi_H/2\pi)$ is normalized to unity. As stated in the beginning of Sec. II, the global polarization can depend on the relative azimuthal angle $(\phi_H - \Psi_{RP})$. Taking into account the symmetry of the system, one can expand the global polarization as a function of $(\phi_H - \Psi_{RP})$ in a sum over even harmonics:

$$P_H(\phi_H - \Psi_{RP}, p_i^H, \eta^H) = \sum_{n=0}^{\infty} P_H^{(2n)}(p_i^H, \eta^H) \cos\{2n[\phi_H - \Psi_{RP}]\}. \quad (6)$$

In this work we report the global polarization averaged over all possible values of $(\phi_H - \Psi_{RP})$:

$$P_H(p_i^H, \eta^H) \equiv \overline{P_H(\phi_H - \Psi_{RP}, p_i^H, \eta^H)} = P_H^{(0)}(p_i^H, \eta^H). \quad (7)$$

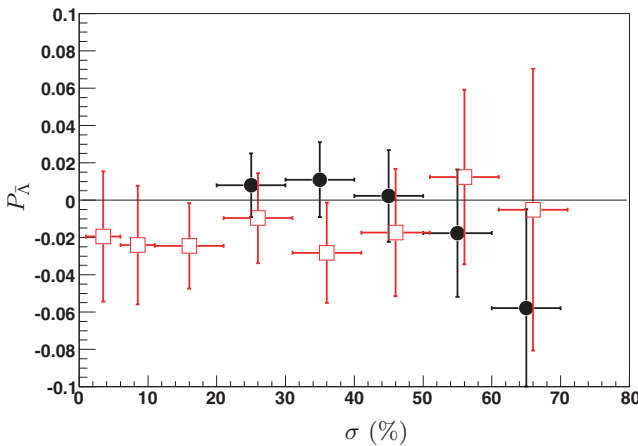


FIG. 8. (Color online) Global polarization of $\bar{\Lambda}$ hyperons as a function of centrality. Symbol keys are the same as in Fig. 3. Only statistical uncertainties are shown.

Substitution of Eq. (6) into Eq. (5) and integration over the reaction plane angle Ψ_{RP} give

$$\begin{aligned} & \langle \sin(\phi_p^* - \Psi_{RP}) \rangle \\ &= \frac{\alpha_H}{2} \int \frac{d\Omega_p^*}{4\pi} \frac{d\phi_H}{2\pi} A(\mathbf{p}_H, \mathbf{p}_p^*) \sin\theta_p^* \\ & \times \left[P_H(p_i^H, \eta^H) - \frac{1}{2} \cos[2(\phi_H - \phi_p^*)] P_H^{(2)}(p_i^H, \eta^H) \right]. \end{aligned} \quad (8)$$

Based on this equation, the observable (3) can be written in the form

$$\begin{aligned} & \frac{8}{\pi\alpha_H} \langle \sin(\phi_p^* - \Psi_{RP}) \rangle \\ &= \frac{4}{\pi} \overline{\sin\theta_p^*} P_H(p_i^H, \eta^H) \\ & \quad - \frac{2}{\pi} \overline{\sin\theta_p^* \cos[2(\phi_H - \phi_p^*)]} P_H^{(2)}(p_i^H, \eta^H) \\ &= A_0(p_i^H, \eta^H) P_H(p_i^H, \eta^H) - A_2(p_i^H, \eta^H) P_H^{(2)}(p_i^H, \eta^H), \end{aligned} \quad (9)$$

where functions $A_0(p_i^H, \eta^H)$ and $A_2(p_i^H, \eta^H)$ are defined by the average of $\sin\theta_p^*$ and $\sin\theta_p^* \cos[2(\phi_H - \phi_p^*)]$ over the detector acceptance according to the equations

$$\begin{aligned} A_0(p_i^H, \eta^H) &= \frac{4}{\pi} \overline{\sin\theta_p^*} \\ &\equiv \frac{4}{\pi} \int \frac{d\Omega_p^*}{4\pi} \frac{d\phi_H}{2\pi} A(\mathbf{p}_H, \mathbf{p}_p^*) \sin\theta_p^*, \end{aligned} \quad (10)$$

$$\begin{aligned} A_2(p_i^H, \eta^H) &= \frac{2}{\pi} \overline{\sin\theta_p^* \cos[2(\phi_H - \phi_p^*)]} \\ &\equiv \frac{2}{\pi} \int \frac{d\Omega_p^*}{4\pi} \frac{d\phi_H}{2\pi} A(\mathbf{p}_H, \mathbf{p}_p^*) \\ & \quad \times \sin\theta_p^* \cos[2(\phi_H - \phi_p^*)]. \end{aligned} \quad (11)$$

As follows from Eq. (9), there exist two different contributions due to detector acceptance. The first one affects the overall scale of the measured global polarization and is given by the acceptance correction function $A_0(p_i^H, \eta^H)$. A different effect due to nonuniform detector acceptance comes from the admixture of higher harmonic terms in Eq. (9) proportional to $P_H^{(2)}(p_i^H, \eta^H)$. Since the values of $P_H^{(2)}(p_i^H, \eta^H)$ are not measured in this analysis and values of $A_2(p_i^H, \eta^H)$ are small (see below), we present data in Figs. 3–8 corrected only with the $A_0(p_i^H, \eta^H)$ function, providing an estimate for the systematic uncertainty associated with acceptance effects due to higher harmonic terms. In the case of a perfect acceptance, $A_0(p_i^H, \eta^H) = 1$ and $A_2(p_i^H, \eta^H) = 0$, and Eq. (9) reduces to the global polarization (3). Since the background contribution to the hyperon invariant mass distribution is small (see Fig. 2), the value of these functions $A_0(p_i^H, \eta^H)$ and $A_2(p_i^H, \eta^H)$ can be extracted directly from the experimental data by calculating the average over all events for the Λ and $\bar{\Lambda}$ candidates for $\sin\theta_p^*$ and $\sin\theta_p^* \cos[2(\phi_H - \phi_p^*)]$, respectively.

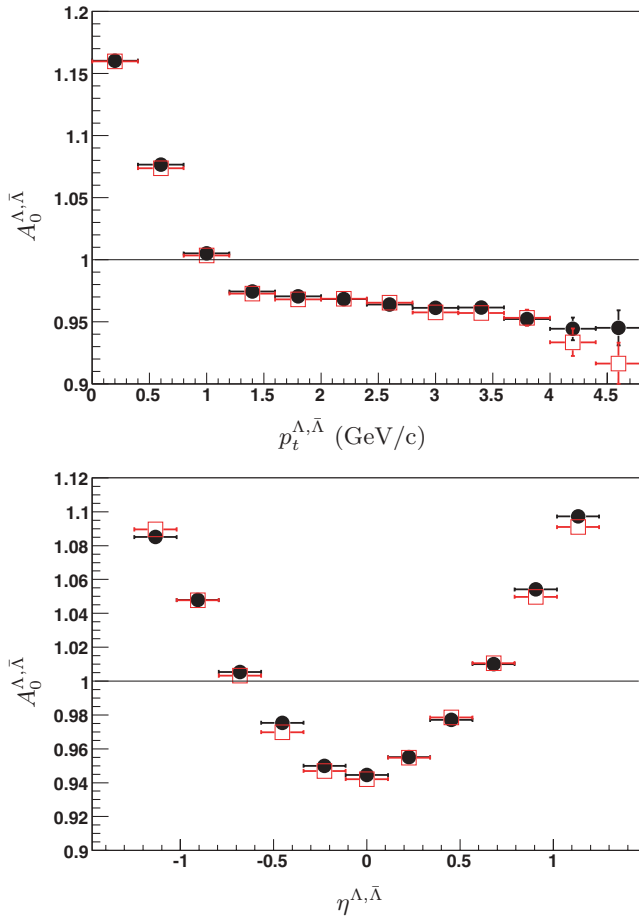


FIG. 9. (Color online) Acceptance correction function $A_0(p_t^H, \eta^H)$ defined in Eq. (10) as a function of Λ (filled circles) and $\bar{\Lambda}$ (open squares) transverse momentum (top) and pseudorapidity (bottom). The deviation of this function from unity affects the overall scale of the measured global polarization according to Eq. (9). See text for details and discussions on $A_0 p_t^H$ and η^H dependence.

Figure 9 shows the pseudorapidity $\eta^{\Lambda, \bar{\Lambda}}$ and transverse momentum $p_t^{\Lambda, \bar{\Lambda}}$ dependence of the acceptance correction function A_0 defined in Eq. (10) for Λ and $\bar{\Lambda}$ candidates reconstructed from Au+Au collisions at $\sqrt{s_{NN}} = 200$ GeV. For different centralities, this function varies within 2% around an average value of 0.98. The deviation of A_0 from unity is small and reflects losses of the daughter protons (antiprotons) or pions from the STAR detector acceptance, primarily at small angles with respect to the beam direction. Proton (antiproton) losses and pion losses dominate in different regions of phase space, since in the detector frame the protons (antiprotons) follow the parent Λ ($\bar{\Lambda}$) direction much more closely than do the pions. When the Λ ($\bar{\Lambda}$) momentum is itself near the acceptance edges ($|\eta| \approx 1$), then the primary losses come from protons (antiprotons) falling even closer to the beam direction. This disfavoring of small θ_p^* tends to increase $\sin \theta_p^*$ and, hence, A_0 , with respect to uniform acceptance. In contrast, when the hyperon is near midrapidity or at high p_t^H , the daughter protons are constrained to stay within the detector acceptance. Then the primary losses arise from forward-going

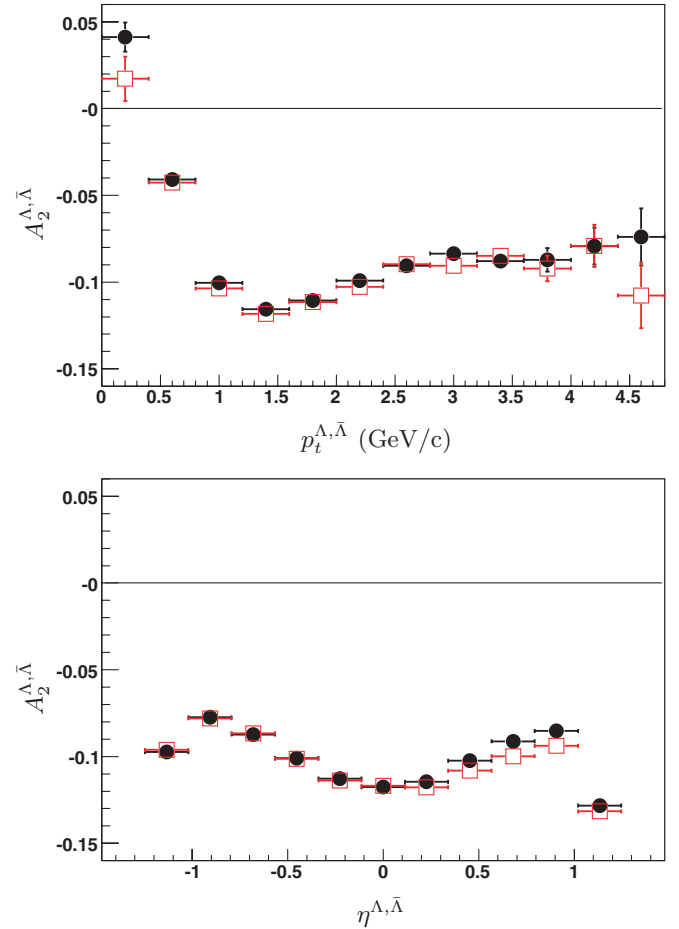


FIG. 10. (Color online) Function $A_2(p_t^H, \eta^H)$ defined in Eq. (11) as a function of Λ (filled circles) and $\bar{\Lambda}$ (open squares) transverse momentum (top) and pseudorapidity (bottom). The deviation of this function from zero defines the contribution to the observable (3) from $P_H^{(2)}(p_t^H, \eta^H)$ in the expansion (6).

daughter pions, preferentially correlated with large $\sin \theta_p^*$, tending to reduce A_0 from unity. In any case, the corresponding corrections to the absolute value of the global polarization are estimated to be less than 20% of the extracted polarization values.

The contribution from $P_H^{(2)}(p_t^H, \eta^H)$ in Eq. (9) is defined by the deviation from zero of the function $A_2(p_t^H, \eta^H)$. The value of this function has been also extracted from the experimental data and is presented in Fig. 10. The global polarization P_H is not expected to change sign depending on the relative orientation of the hyperons momentum direction and the system orbital momentum. This implies that $|P_H^{(2)}| \lesssim |P_H^{(0)}|$, and the corresponding corrections from the admixture of $P_H^{(2)}(p_t^H, \eta^H)$ to the Λ and $\bar{\Lambda}$ hyperon global polarization measurement are less than A_2 , which is $< 20\%$.

The hyperon directed flow is defined as the first-order coefficient in the Fourier expansion of the hyperon azimuthal angular distribution with respect to the reaction plane. Because of nonuniform detector acceptance, it will interfere with the hyperon global polarization measurement, and this can dilute the measured polarization [26]. Assuming that hyperon

directed flow is of the same order of magnitude as for charged particles ($\leq 10\%$), the effect of such interference is negligible ($\leq 1\%$) in the Λ and $\bar{\Lambda}$ hyperon global polarization measurement [26]. It is possible that because of both the hyperon reconstruction procedure and the imperfection of the reaction plane determination, the higher harmonics of hyperon anisotropic flow (i.e., elliptic flow) will also contribute, but these are higher order corrections than those from hyperon directed flow.

To check the analysis code, Monte Carlo simulations with sizable linear transverse momentum dependence of hyperon global polarization and hydrodynamic p_t^H spectra were performed. Both the sign and magnitude of the reconstructed polarization agreed with the input values within statistical uncertainties.

The measurement could be affected by other systematic effects. Most of them are similar to those present in an anisotropic flow analysis, with the most significant one coming from the determination of the event plane vector and its resolution. In calculating the reaction plane resolution, we used the random subevent technique [6], as well as the mixed harmonic method [6,10,27] with the second-order event plane determined from TPC tracks. The mixed harmonic method is known to be effective in suppressing a wide range of nonflow effects (short-range correlations, effects of momentum conservation [28], etc.).

To suppress the contribution to the global polarization measurement from nonflow effects (mainly due to momentum conservation) the combination of both east and west forward TPC event plane vectors was used. The contribution from other few-particle correlations (i.e., resonances, jets, etc.) was estimated by comparing the results obtained from correlations using positive or negative particles to determine the reaction plane. Uncertainties related to the dependence of tracking efficiency (in particular, charged particle and Λ ($\bar{\Lambda}$) hyperon reconstruction efficiency) on azimuthal angle were estimated by comparing the results obtained with different magnetic field settings and also with event plane vectors determined from positively or negatively charged particles. The magnitude of nonflow correlations is multiplicity dependent, and its contribution to anisotropic flow measurement increases with collision centrality. The average uncertainty due to the reaction plane reconstruction is estimated to be 30%.

All uncertainties discussed in Secs. II A and II C are relative. Table I summarizes systematic errors in the global polarization measurement. Although some of the systematic uncertainty contributions may be expected to be correlated, we have conservatively combined all contributions by linear summation to arrive at an upper limit for the total systematic uncertainty. The overall relative uncertainty in the Λ ($\bar{\Lambda}$) hyperon global

TABLE I. Summary of systematic uncertainties of the Λ ($\bar{\Lambda}$) global polarization measurement. See Secs. II A and II C for details.

Source of uncertainty	Value
Decay parameter $\alpha_{\Lambda, \bar{\Lambda}}$ error	2%
Background, K_S^0 contamination	8%
Multistrange feed-down	15%
Σ^0 feed-down	30%
$P_H(\phi_H - \Psi_{RP})$ dependence (A_2 term)	20%
Reaction plane uncertainty	30%
Hyperon anisotropic flow contribution	$\leq 1\%$
Hyperon spin precession	$\leq 0.1\%$
Total uncertainty (sum)	105%

polarization measurement due to detector effects is estimated to be less than a factor of 2.

Taking all these possible correction factors into account and considering that our measurements are consistent with zero with statistical error of about 0.01, our results suggest that the global Λ and $\bar{\Lambda}$ polarizations are ≤ 0.02 in magnitude.

III. CONCLUSION

The Λ and $\bar{\Lambda}$ hyperon global polarization has been measured in Au+Au collisions at center-of-mass energies $\sqrt{s_{NN}} = 62.4$ and 200 GeV with the STAR detector at RHIC. An upper limit of $|P_{\Lambda, \bar{\Lambda}}| \leq 0.02$ for the global polarization of Λ and $\bar{\Lambda}$ hyperons within the STAR detector acceptance is obtained. This upper limit is far below the few tens of percent values discussed in Ref. [1], but it falls within the predicted region from the more realistic calculations [4] based on the HTL model.

ACKNOWLEDGMENTS

We thank the RHIC Operations Group and RCF at BNL, and the NERSC Center at LBNL for their support. This work was supported in part by the Offices of NP and HEP within the U.S. DOE Office of Science; the U.S. NSF; the BMBF of Germany; CNRS/IN2P3, RA, RPL, and EMN of France; EPSRC of the United Kingdom; FAPESP of Brazil; Russian Ministry of Science and Technology; Ministry of Education and the NNSFC of China; IRP and GA of the Czech Republic, FOM of the Netherlands; DAE, DST, and CSIR of the Government of India; Swiss NSF; Polish State Committee for Scientific Research; SRDA of Slovakia; and Korea Sci. & Eng. Foundation.

- [1] Z.-T. Liang and X.-N. Wang, Phys. Rev. Lett. **94**, 102301 (2005); **96**, 039901(E) (2006).
 [2] S. A. Voloshin, nucl-th/0410089.
 [3] Z.-T. Liang and X.-N. Wang, Phys. Lett. **B629**, 20 (2005).
 [4] Z.-T. Liang, plenary talk at the 19th International Conference on Ultra-Relativistic Nucleus-Nucleus Collisions (QM2006),

Shanghai, China, November 14–20, 2006, arXiv:0705.2852 [nucl-th].

- [5] S. Voloshin and Y. Zhang, Z. Phys. C **70**, 665 (1996).
 [6] A. M. Poskanzer and S. A. Voloshin, Phys. Rev. C **58**, 1671 (1998).
 [7] J. Barrette *et al.* (E877 Collaboration), Phys. Rev. C **55**, 1420 (1997).

- [8] C. Alt *et al.* (NA49 Collaboration), Phys. Rev. C **68**, 034903 (2003).
- [9] J. Adams *et al.* (STAR Collaboration), Phys. Rev. Lett. **95**, 062301 (2005).
- [10] J. Adams *et al.* (STAR Collaboration), Phys. Rev. C **73**, 034903 (2006).
- [11] M. Anderson *et al.*, Nucl. Instrum. Methods A **499**, 659 (2003).
- [12] K. H. Ackermann *et al.*, Nucl. Instrum. Methods A **499**, 713 (2003).
- [13] C. Adler *et al.*, Nucl. Instrum. Methods A **470**, 488 (2001).
- [14] C. E. Allgower *et al.* (STAR Collaboration), Nucl. Instrum. Methods A **499**, 740 (2003).
- [15] STAR Collaboration, STAR Note SN-0448, 2003 (unpublished).
- [16] C. Adler *et al.* (STAR Collaboration), Phys. Rev. Lett. **89**, 132301 (2002).
- [17] X.-Z. Cai (STAR Collaboration), J. Phys. G **31**, S1015 (2005).
- [18] J. Takahashi (STAR Collaboration), J. Phys. G **31**, S1061 (2005).
- [19] S. Eidelman *et al.* (Particle Data Group), Phys. Lett. **B592**, 1 (2004).
- [20] M. H. Cha and J. Sucher, Phys. Rev. **140**, B668 (1965).
- [21] R. Armenteros *et al.*, Nucl. Phys. **B21**, 15 (1970).
- [22] G. Van Buren (STAR Collaboration), J. Phys. G **31**, S1127 (2005).
- [23] J. Adams *et al.* (STAR Collaboration), Phys. Rev. Lett. **98**, 062301 (2007), nucl-ex/0606014.
- [24] Y.-J. Pei, hep-ph/9703243.
- [25] F. Becattini and U. W. Heinz, Z. Phys. C **76**, 269 (1997).
- [26] I. Selyuzhenkov (STAR Collaboration), AIP Conf. Proc. **870**, 712 (2006).
- [27] J. Adams *et al.* (STAR Collaboration), Phys. Rev. C **72**, 014904 (2005).
- [28] N. Borghini, P. M. Dinh, J.-Y. Ollitrault, A. M. Poskanzer, and S. A. Voloshin, Phys. Rev. C **66**, 014901 (2002).