

Higher Moments of Net Proton Multiplicity Distributions at RHIC

(STAR Collaboration) Aggarwal, M. M.; ...; Planinić, Mirko; ...; Poljak, Nikola; ...; Zoukarneeva, Y.

Source / Izvornik: **Physical Review Letters, 2010, 105**

Journal article, Published version

Rad u časopisu, Objavljena verzija rada (izdavačev PDF)

<https://doi.org/10.1103/PhysRevLett.105.022302>

Permanent link / Trajna poveznica: <https://urn.nsk.hr/urn:nbn:hr:217:750332>

Rights / Prava: [In copyright](#)

Download date / Datum preuzimanja: **2020-11-25**



Repository / Repozitorij:

[Repository of Faculty of Science - University of Zagreb](#)



Higher Moments of Net Proton Multiplicity Distributions at RHIC

M. M. Aggarwal,³¹ Z. Ahammed,²² A. V. Alakhverdyants,¹⁸ I. Alekseev,¹⁶ J. Alford,¹⁹ B. D. Anderson,¹⁹ D. Arkhipkin,³ G. S. Averichev,¹⁸ J. Balewski,²³ L. S. Barnby,² S. Baumgart,⁵³ D. R. Beavis,³ R. Bellwied,⁵¹ M. J. Betancourt,²³ R. R. Betts,⁸ A. Bhasin,¹⁷ A. K. Bhati,³¹ H. Bichsel,⁵⁰ J. Bielcik,¹⁰ J. Bielcikova,¹¹ B. Biritz,⁶ L. C. Bland,³ B. E. Bonner,³⁷ J. Bouchet,¹⁹ E. Braidot,²⁸ A. V. Brandin,²⁶ A. Bridgeman,¹ E. Bruna,⁵³ S. Bueltmann,³⁰ I. Bunzarov,¹⁸ T. P. Burton,³ X. Z. Cai,⁴¹ H. Caines,⁵³ M. Calderón de la Barca Sánchez,⁵ O. Catu,⁵³ D. Cebra,⁵ R. Cendejas,⁶ M. C. Cervantes,⁴³ Z. Chajecki,²⁹ P. Chaloupka,¹¹ S. Chattopadhyay,⁴⁸ H. F. Chen,³⁹ J. H. Chen,⁴¹ J. Y. Chen,⁵² J. Cheng,⁴⁵ M. Cherney,⁹ A. Chikanian,⁵³ K. E. Choi,³⁵ W. Christie,³ P. Chung,¹¹ R. F. Clarke,⁴³ M. J. M. Coddington,⁴³ R. Corliss,²³ J. G. Cramer,⁵⁰ H. J. Crawford,⁴ D. Das,⁵ S. Dash,¹³ A. Davila Leyva,⁴⁴ L. C. De Silva,⁵¹ R. R. Debbé,³ T. G. Dedovich,¹⁸ A. A. Derevschikov,³³ R. Derradi de Souza,⁷ L. Didenko,³ P. Djawotho,⁴³ S. M. Dogra,¹⁷ X. Dong,²² J. L. Drachenberg,⁴³ J. E. Draper,⁵ J. C. Dunlop,³ M. R. Dutta Mazumdar,⁴⁸ L. G. Efimov,¹⁸ E. Elhalhuli,² M. Elnimr,⁵¹ J. Engelage,⁴ G. Eppley,³⁷ B. Erazmus,⁴² M. Estienne,⁴² L. Eun,³² O. Evdokimov,⁸ P. Fachini,³ R. Fatemi,²⁰ J. Fedorisin,¹⁸ R. G. Fersch,²⁰ P. Filip,¹⁸ E. Finch,⁵³ V. Fine,³ Y. Fisyak,³ C. A. Gagliardi,⁴³ D. R. Gangadharan,⁶ M. S. Ganti,⁴⁸ E. J. Garcia-Solis,⁸ A. Geromitsos,⁴² F. Geurts,³⁷ V. Ghazikhanian,⁶ P. Ghosh,⁴⁸ Y. N. Gorbunov,⁹ A. Gordon,³ O. Grebenyuk,²² D. Grosnick,⁴⁷ S. M. Guertin,⁶ A. Gupta,¹⁷ N. Gupta,¹⁷ W. Guryon,³ B. Haag,⁵ A. Hamed,⁴³ L.-X. Han,⁴¹ J. W. Harris,⁵³ J. P. Hays-Wehle,²³ M. Heinz,⁵³ S. Heppelmann,³² A. Hirsch,³⁴ E. Hjort,²² A. M. Hoffman,²³ G. W. Hoffmann,⁴⁴ D. J. Hofman,⁸ B. Huang,³⁹ H. Z. Huang,⁶ T. J. Humanic,²⁹ L. Huo,⁴³ G. Igo,⁶ P. Jacobs,²² W. W. Jacobs,¹⁵ C. Jena,¹³ F. Jin,⁴¹ C. L. Jones,²³ P. G. Jones,² J. Joseph,¹⁹ E. G. Judd,⁴ S. Kabana,⁴² K. Kajimoto,⁴⁴ K. Kang,⁴⁵ J. Kapitan,¹¹ K. Kauder,⁸ D. Keane,¹⁹ A. Kechechyan,¹⁸ D. Kettler,⁵⁰ D. P. Kikola,²² J. Kiryluk,²² A. Kisiel,⁴⁹ S. R. Klein,²² A. G. Knospe,⁵³ A. Kocoloski,²³ D. D. Koetke,⁴⁷ T. Kollegger,¹² J. Konzer,³⁴ I. Koralt,³⁰ L. Koroleva,¹⁶ W. Korsch,²⁰ L. Kotchenda,²⁶ V. Kouchpil,¹¹ P. Kravtsov,²⁶ K. Krueger,¹ M. Krus,¹⁰ L. Kumar,¹⁹ P. Kurnadi,⁶ M. A. C. Lamont,³ J. M. Landgraf,³ S. LaPointe,⁵¹ J. Lauret,³ A. Lebedev,³ R. Lednicky,¹⁸ C.-H. Lee,³⁵ J. H. Lee,³ W. Leight,²³ M. J. LeVine,³ C. Li,³⁹ L. Li,⁴⁴ N. Li,⁵² W. Li,⁴¹ X. Li,⁴⁰ X. Li,³⁴ Y. Li,⁴⁵ Z. M. Li,⁵² G. Lin,⁵³ S. J. Lindenbaum,²⁷ M. A. Lisa,²⁹ F. Liu,⁵² H. Liu,⁵ J. Liu,³⁷ T. Ljubicic,³ W. J. Llope,³⁷ R. S. Longacre,³ W. A. Love,³ Y. Lu,³⁹ E. V. Lukashov,²⁶ X. Luo,³⁹ G. L. Ma,⁴¹ Y. G. Ma,⁴¹ D. P. Mahapatra,¹³ R. Majka,⁵³ O. I. Mall,⁵ L. K. Mangotra,¹⁷ R. Manweiler,⁴⁷ S. Margetis,¹⁹ C. Markert,⁴⁴ H. Masui,²² H. S. Matis,²² Yu. A. Matulenko,³³ D. McDonald,³⁷ T. S. McShane,⁹ A. Meschanin,³³ R. Milner,²³ N. G. Minaev,³³ S. Mioduszewski,⁴³ A. Mischke,²⁸ M. K. Mitrovski,¹² B. Mohanty,⁴⁸ M. M. Mondal,⁴⁸ B. Morozov,¹⁶ D. A. Morozov,³³ M. G. Munhoz,³⁸ B. K. Nandi,¹⁴ C. Nattrass,⁵³ T. K. Nayak,⁴⁸ J. M. Nelson,² P. K. Netrakanti,³⁴ M. J. Ng,⁴ L. V. Nogach,³³ S. B. Nurushev,³³ G. Odyniec,²² A. Ogawa,³ V. Okorokov,²⁶ E. W. Oldag,⁴⁴ D. Olson,²² M. Pachr,¹⁰ B. S. Page,¹⁵ S. K. Pal,⁴⁸ Y. Pandit,¹⁹ Y. Panebratsev,¹⁸ T. Pawlak,⁴⁹ T. Peitzmann,²⁸ V. Perevoztchikov,³ C. Perkins,⁴ W. Peryt,⁴⁹ S. C. Phatak,¹³ P. Pile,³ M. Planinic,⁵⁴ M. A. Ploskon,²² J. Pluta,⁴⁹ D. Plyku,³⁰ N. Poljak,⁵⁴ A. M. Poskanzer,²² B. V. K. S. Potukuchi,¹⁷ C. B. Powell,²² D. Prindle,⁵⁰ C. Pruneau,⁵¹ N. K. Pruthi,³¹ P. R. Pujahari,¹⁴ J. Putschke,⁵³ H. Qiu,²¹ R. Raniwala,³⁶ S. Raniwala,³⁶ R. L. Ray,⁴⁴ R. Redwine,²³ R. Reed,⁵ H. G. Ritter,²² J. B. Roberts,³⁷ O. V. Rogachevskiy,¹⁸ J. L. Romero,⁵ A. Rose,²² C. Roy,⁴² L. Ruan,³ R. Sahoo,⁴² S. Sakai,⁶ I. Sakrejda,²² T. Sakuma,²³ S. Salur,⁵ J. Sandweiss,⁵³ E. Sangaline,⁵ J. Schambach,⁴⁴ R. P. Scharenberg,³⁴ N. Schmitz,²⁴ T. R. Schuster,¹² J. Seele,²³ J. Seger,⁹ I. Selyuzhenkov,¹⁵ P. Seyboth,²⁴ E. Shahaliev,¹⁸ M. Shao,³⁹ M. Sharma,⁵¹ S. S. Shi,⁵² E. P. Sichtermann,²² F. Simon,²⁴ R. N. Singaraju,⁴⁸ M. J. Skoby,³⁴ N. Smirnov,⁵³ P. Sorensen,³ J. Sowinski,¹⁵ H. M. Spinka,¹ B. Srivastava,³⁴ T. D. S. Stanislaus,⁴⁷ D. Staszak,⁶ J. R. Stevens,¹⁵ R. Stock,¹² M. Strikhanov,²⁶ B. Stringfellow,³⁴ A. A. P. Suaide,³⁸ M. C. Suarez,⁸ N. L. Subba,¹⁹ M. Sumbera,¹¹ X. M. Sun,²² Y. Sun,³⁹ Z. Sun,²¹ B. Surrow,²³ D. N. Svirida,¹⁶ T. J. M. Symons,²² A. Szanto de Toledo,³⁸ J. Takahashi,⁷ A. H. Tang,³ Z. Tang,³⁹ L. H. Tarini,⁵¹ T. Tarnowsky,²⁵ D. Thein,⁴⁴ J. H. Thomas,²² J. Tian,⁴¹ A. R. Timmins,⁵¹ S. Timoshenko,²⁶ D. Tlusty,¹¹ M. Tokarev,¹⁸ V. N. Tram,²² S. Trentalange,⁶ R. E. Tribble,⁴³ O. D. Tsai,⁶ J. Ulery,³⁴ T. Ullrich,³ D. G. Underwood,¹ G. Van Buren,³ M. van Leeuwen,²⁸ G. van Nieuwenhuizen,²³ J. A. Vanfossen, Jr.,¹⁹ R. Varma,¹⁴ G. M. S. Vasconcelos,⁷ A. N. Vasiliev,³³ F. Videbaek,³ Y. P. Vijoyi,⁴⁸ S. Vokal,¹⁸ S. A. Voloshin,⁵¹ M. Wada,⁴⁴ M. Walker,²³ F. Wang,³⁴ G. Wang,⁶ H. Wang,²⁵ J. S. Wang,²¹ Q. Wang,³⁴ X. L. Wang,³⁹ Y. Wang,⁴⁵ G. Webb,²⁰ J. C. Webb,³ G. D. Westfall,²⁵ C. Whitten, Jr.,⁶ H. Wieman,²² S. W. Wissink,¹⁵ R. Witt,⁴⁶ Y. F. Wu,⁵² W. Xie,³⁴ H. Xu,²¹ N. Xu,²² Q. H. Xu,⁴⁰ W. Xu,⁶ Y. Xu,³⁹ Z. Xu,³ L. Xue,⁴¹ Y. Yang,²¹ P. Yepes,³⁷ K. Yip,³ I.-K. Yoo,³⁵ Q. Yue,⁴⁵ M. Zawisza,⁴⁹ H. Zbroszczyk,⁴⁹ W. Zhan,²¹ J. B. Zhang,⁵² S. Zhang,⁴¹ W. M. Zhang,¹⁹ X. P. Zhang,²² Y. Zhang,²² Z. P. Zhang,³⁹ J. Zhao,⁴¹ C. Zhong,⁴¹ J. Zhou,³⁷ W. Zhou,⁴⁰ X. Zhu,⁴⁵ Y. H. Zhu,⁴¹ R. Zoukarneev,¹⁸ and Y. Zoukarneeva¹⁸

(STAR Collaboration)

- ¹Argonne National Laboratory, Argonne, Illinois 60439, USA
²University of Birmingham, Birmingham, United Kingdom
³Brookhaven National Laboratory, Upton, New York 11973, USA
⁴University of California, Berkeley, California 94720, USA
⁵University of California, Davis, California 95616, USA
⁶University of California, Los Angeles, California 90095, USA
⁷Universidade Estadual de Campinas, Sao Paulo, Brazil
⁸University of Illinois at Chicago, Chicago, Illinois 60607, USA
⁹Creighton University, Omaha, Nebraska 68178, USA
¹⁰Czech Technical University in Prague, FNSPE, Prague, 115 19, Czech Republic
¹¹Nuclear Physics Institute AS CR, 250 68 Řež/Prague, Czech Republic
¹²University of Frankfurt, Frankfurt, Germany
¹³Institute of Physics, Bhubaneswar 751005, India
¹⁴Indian Institute of Technology, Mumbai, India
¹⁵Indiana University, Bloomington, Indiana 47408, USA
¹⁶Alikhanov Institute for Theoretical and Experimental Physics, Moscow, Russia
¹⁷University of Jammu, Jammu 180001, India
¹⁸Joint Institute for Nuclear Research, Dubna, 141 980, Russia
¹⁹Kent State University, Kent, Ohio 44242, USA
²⁰University of Kentucky, Lexington, Kentucky, 40506-0055, USA
²¹Institute of Modern Physics, Lanzhou, China
²²Lawrence Berkeley National Laboratory, Berkeley, California 94720, USA
²³Massachusetts Institute of Technology, Cambridge, Massachusetts 02139-4307, USA
²⁴Max-Planck-Institut für Physik, Munich, Germany
²⁵Michigan State University, East Lansing, Michigan 48824, USA
²⁶Moscow Engineering Physics Institute, Moscow Russia
²⁷City College of New York, New York City, New York 10031, USA
²⁸NIKHEF and Utrecht University, Amsterdam, The Netherlands
²⁹Ohio State University, Columbus, Ohio 43210, USA
³⁰Old Dominion University, Norfolk, Virginia, 23529, USA
³¹Panjab University, Chandigarh 160014, India
³²Pennsylvania State University, University Park, Pennsylvania 16802, USA
³³Institute of High Energy Physics, Protvino, Russia
³⁴Purdue University, West Lafayette, Indiana 47907, USA
³⁵Pusan National University, Pusan, Republic of Korea
³⁶University of Rajasthan, Jaipur 302004, India
³⁷Rice University, Houston, Texas 77251, USA
³⁸Universidade de Sao Paulo, Sao Paulo, Brazil
³⁹University of Science and Technology of China, Hefei 230026, China
⁴⁰Shandong University, Jinan, Shandong 250100, China
⁴¹Shanghai Institute of Applied Physics, Shanghai 201800, China
⁴²SUBATECH, Nantes, France
⁴³Texas A&M University, College Station, Texas 77843, USA
⁴⁴University of Texas, Austin, Texas 78712, USA
⁴⁵Tsinghua University, Beijing 100084, China
⁴⁶United States Naval Academy, Annapolis, Maryland 21402, USA
⁴⁷Valparaiso University, Valparaiso, Indiana 46383, USA
⁴⁸Variable Energy Cyclotron Centre, Kolkata 700064, India
⁴⁹Warsaw University of Technology, Warsaw, Poland
⁵⁰University of Washington, Seattle, Washington 98195, USA
⁵¹Wayne State University, Detroit, Michigan 48201, USA
⁵²Institute of Particle Physics, CCNU (HZNU), Wuhan 430079, China
⁵³Yale University, New Haven, Connecticut 06520, USA
⁵⁴University of Zagreb, Zagreb, HR-10002, Croatia

(Received 28 April 2010; published 9 July 2010)

We report the first measurements of the kurtosis (κ), skewness (S), and variance (σ^2) of net-proton multiplicity ($N_p - N_{\bar{p}}$) distributions at midrapidity for Au + Au collisions at $\sqrt{s_{NN}} = 19.6, 62.4$, and

200 GeV corresponding to baryon chemical potentials (μ_B) between 200 and 20 MeV. Our measurements of the products $\kappa\sigma^2$ and $S\sigma$, which can be related to theoretical calculations sensitive to baryon number susceptibilities and long-range correlations, are constant as functions of collision centrality. We compare these products with results from lattice QCD and various models without a critical point and study the $\sqrt{s_{NN}}$ dependence of $\kappa\sigma^2$. From the measurements at the three beam energies, we find no evidence for a critical point in the QCD phase diagram for μ_B below 200 MeV.

DOI: 10.1103/PhysRevLett.105.022302

PACS numbers: 25.75.Gz, 12.38.Mh, 21.65.Qr

One of the major goals of the heavy-ion collision program is to explore the QCD phase diagram [1]. Finite temperature lattice QCD calculations [2] at baryon chemical potential $\mu_B = 0$ suggest a crossover above a critical temperature (T_c) ~ 170 – 190 MeV [3] from a system with hadronic degrees of freedom to a system where the relevant degrees of freedom are quarks and gluons. Several QCD-based calculations (see, e.g., [4]) find the quark-hadron phase transition to be first order at large μ_B . The point in the QCD phase plane (T vs μ_B) where the first order phase transition ends is the QCD critical point (CP) [5,6]. Attempts are being made to locate the CP both experimentally and theoretically [7]. Current theoretical calculations are highly uncertain about the location of the CP. Lattice QCD calculations at finite μ_B face numerical challenges in computing. The experimental plan is to vary the center of mass energy ($\sqrt{s_{NN}}$) of heavy-ion collisions to scan the phase plane [8] and, at each energy, search for signatures of the CP that could survive the time evolution of the system [9].

In a static, infinite medium, the correlation length (ξ) diverges at the CP. ξ is related to various moments of the distributions of conserved quantities such as net baryons, net charge, and net strangeness [10]. Typically variances ($\sigma^2 \equiv \langle(\Delta N)^2\rangle$; $\Delta N = N - M$; M is the mean) of these distributions are related to ξ as $\sigma^2 \sim \xi^2$ [11]. Finite size and time effects in heavy-ion collisions put constraints on the values of ξ . A theoretical calculation suggests $\xi \approx 2$ – 3 fm for heavy-ion collisions [12]. It was recently shown that higher moments of distributions of conserved quantities, measuring deviations from a Gaussian, have a sensitivity to CP fluctuations that is better than that of σ^2 , due to a stronger dependence on ξ [13]. The numerators in skewness ($S = \langle(\Delta N)^3\rangle/\sigma^3$) go as $\xi^{4.5}$ and kurtosis ($\kappa = [\langle(\Delta N)^4\rangle/\sigma^4] - 3$) go as ξ^7 . A crossing of the phase boundary can manifest itself by a change of sign of S as a function of energy density [13,14].

Lattice calculations and QCD-based models show that moments of net-baryon distributions are related to baryon number (ΔN_B) susceptibilities ($\chi_B = \frac{\langle(\Delta N_B)^2\rangle}{VT}$; V is the volume) [15]. The product $\kappa\sigma^2$, related to the ratio of fourth order ($\chi_B^{(4)}$) to second order ($\chi_B^{(2)}$) susceptibilities, shows a large deviation from unity near the CP [15]. Experimentally measuring event-by-event net-baryon numbers is difficult. However, the net-proton multiplicity ($N_p - N_{\bar{p}} = \Delta N_p$) distribution is measurable. Theoretical

calculations have shown that ΔN_p fluctuations reflect the singularity of the charge and baryon number susceptibility as expected at the CP [16]. Non-CP model calculations (discussed later in the Letter) show that the inclusion of other baryons does not add to the sensitivity of the observable. This Letter reports the first measurement of higher moments of the ΔN_p distributions from Au + Au collisions to search for signatures of the CP.

The data presented in the Letter are obtained using the time projection chamber (TPC) of the Solenoidal Tracker at RHIC (STAR) [17]. The event-by-event proton (N_p) and antiproton ($N_{\bar{p}}$) multiplicities are measured for Au + Au minimum bias events at $\sqrt{s_{NN}} = 19.6$, 62.4, and 200 GeV for collisions occurring within 30 cm of the TPC center along the beam line. The numbers of events analyzed are 4×10^4 , 5×10^6 , and 8×10^6 for $\sqrt{s_{NN}} = 19.6$, 62.4, and 200 GeV, respectively. Centrality selection utilized the uncorrected charged particle multiplicity within pseudorapidity $|\eta| < 0.5$, measured by the TPC. For each centrality, the average numbers of participants ($\langle N_{\text{part}} \rangle$) are obtained by Glauber model calculations. The ΔN_p measurements are carried out at midrapidity ($|\eta| < 0.5$) in the range $0.4 < p_T < 0.8$ GeV/c. Ionization energy loss (dE/dx) of charged particles in the TPC was used to identify the inclusive $p(\bar{p})$ [18]. To suppress the contamination from secondary protons, we required each $p(\bar{p})$ track to have a minimum p_T of 0.4 GeV/c and a distance of closest approach to the primary vertex of less than 1 cm [18]. The p_T range used includes approximately 35%–40% of the total $p + \bar{p}$ multiplicity at midrapidity. ΔN_p was not

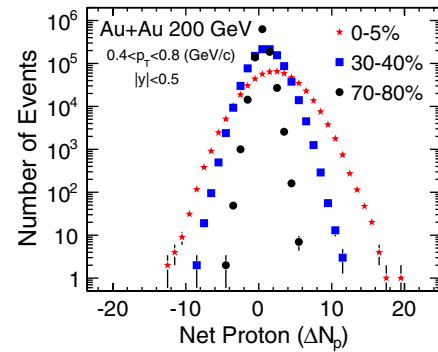


FIG. 1 (color online). ΔN_p multiplicity distribution in Au + Au collisions at $\sqrt{s_{NN}} = 200$ GeV for various collision centralities at midrapidity ($|\eta| < 0.5$). The statistical errors are shown.

corrected for reconstruction efficiency. Typical ΔN_p distributions from 70% to 80%, 30% to 40%, and 0% to 5% Au + Au collision centralities are shown in Fig. 1.

The four moments (M , σ , S , and κ) which describe the shape of the ΔN_p distributions at various collision energies are plotted as a function of $\langle N_{\text{part}} \rangle$ in Fig. 2. The typical statistical errors on σ , S , and κ for central Au + Au collisions at 200 GeV are 0.2%, 11%, and 16%, respectively. The M shows a linear variation with $\langle N_{\text{part}} \rangle$ and increases as $\sqrt{s_{NN}}$ decreases, in accordance with the energy and centrality dependence of baryon transport [8]. The variation of M within a centrality bin has been taken into account in higher moment calculations. The σ increases with $\langle N_{\text{part}} \rangle$. The values are similar for three beam energies studied. The S is positive and decreases as $\langle N_{\text{part}} \rangle$ increases for a given collision energy. The values also decrease as $\sqrt{s_{NN}}$ increases. This indicates that the distributions become symmetric for more central collisions and for higher beam energies. The κ decreases as $\langle N_{\text{part}} \rangle$ increases, but is similar for all three $\sqrt{s_{NN}}$ studied.

Experimentally it is difficult to correct such observables for the particle reconstruction efficiency on an event-by-event basis. Construction of observables independent of the efficiency, such as factorial moments, leads to loss of one-to-one correspondence with higher moments [19], and significant difficulty in comparing to theoretical expectations. We have investigated the effects of the detector and track reconstruction efficiencies by comparing the moments of the ΔN_p distribution using the events from a heavy-ion event generator model HIJING (ver.1.35) [20] and the moments of the reconstructed ΔN_p , after passing

the same events through a realistic GEANT detector simulation. The difference between the two cases for the σ , S , and κ are about an order of magnitude smaller than their absolute values. Typical values of such differences for central Au + Au 200 GeV collisions are -0.37 ± 0.05 , 0.02 ± 0.05 , and -0.06 ± 0.12 for σ , S , and κ , respectively. These results indicate that the effects on the shape of the distributions are small. The effect on the yields of $p(\bar{p})$ is discussed elsewhere [8,18]. The systematic errors are estimated by varying the following requirements for $p(\bar{p})$ tracks: distance of closest approach, track quality reflected by the number of fit points used in track reconstruction, and the dE/dx selection criteria for $p(\bar{p})$ identification. The typical systematic errors are of the order 10% for M and σ , 25% on S , and 30% on κ . The statistical and systematic (caps) errors are presented separately in the figures.

To understand the evolution of centrality dependence of moments in Fig. 2, we invoke the central limit theorem (CLT) and consider the distribution at any given centrality i to be a superposition of several independent source distributions. We assume the average number of the sources for a given centrality to be equal to some number C times the corresponding $\langle N_{\text{part}} \rangle$, and obtain [21]

$$M_i = CM_x \langle N_{\text{part}} \rangle_i, \quad (1)$$

$$\sigma_i^2 = C\sigma_x^2 \langle N_{\text{part}} \rangle_i, \quad (2)$$

$$S_i = S_x / [\sqrt{C \langle N_{\text{part}} \rangle_i}], \quad (3)$$

and

$$\kappa_i = \kappa_x / [C \langle N_{\text{part}} \rangle_i]. \quad (4)$$

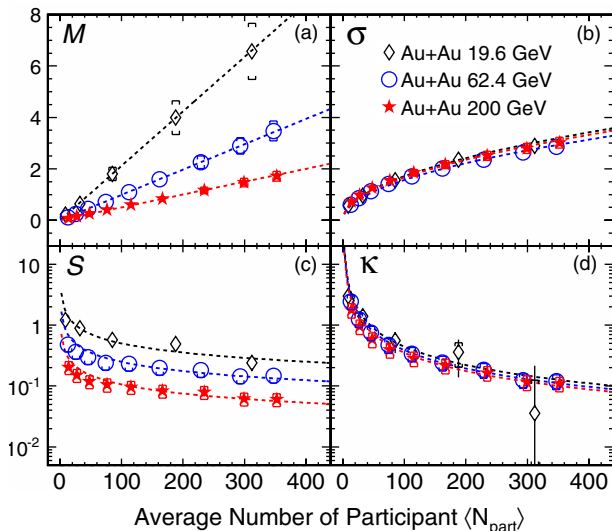


FIG. 2 (color online). Centrality dependence of moments of ΔN_p distributions for Au + Au collisions at $\sqrt{s_{NN}} = 19.6, 62.4,$ and 200 GeV. The lines are the expected values from the central limit theorem. Error bars are statistical and caps are systematic errors.

The various moments of the parent distribution M_x , σ_x , S_x , κ_x , and constant C have been determined from fits to data. The dashed lines in Fig. 2 show the expectations from the CLT. The χ^2/ndf between the CLT expectations and data are < 1.5 for all the moments presented. If collision centrality reflects the system volume, then the results in Fig. 2 which approximate baryon number susceptibilities suggest that the susceptibilities do not change with the volume [2]. Deviations from $\langle N_{\text{part}} \rangle$ scaling could indicate new physics such as might result from the CP.

To get a microscopic view, we present two observables, $S\sigma$ and $\kappa\sigma^2$, which can be used to search for the CP. These products will be constants as per the CLT and other likely non-CP scenarios, as seen from the dependences on $\langle N_{\text{part}} \rangle$ discussed above. These observables are related to the ratio of baryon number susceptibilities (χ_B) at a given temperature (T) computed in QCD models as $S\sigma = (\chi_B^{(3)}/T)/(\chi_B^{(2)}/T^2)$ and $\kappa\sigma^2 = \chi_B^{(4)}/(\chi_B^{(2)}/T^2)$ [6]. Close to the CP, models predict the net-baryon number distributions to be non-Gaussian and susceptibilities to diverge causing $S\sigma$ and $\kappa\sigma^2$ to deviate from being constants and have large values. Figure 3 shows that $S\sigma$ and $\kappa\sigma^2$ for

Au + Au collisions at $\sqrt{s_{NN}} = 19.6, 62.4,$ and 200 GeV are constants as a function of $\langle N_{part} \rangle$.

In Fig. 3(a), lattice QCD results on $S\sigma$ for net baryons in central collisions are found to agree with the measurements. Near the CP, the system will deviate from equilibrium [12], and results from lattice QCD, which assumes equilibrium, should not be consistent with the data. These lattice calculations, which predict a CP around $\mu_B \sim 300$ MeV, are carried out using two-flavor QCD with the number of lattice sites in imaginary time to be 6 and mass of pion around 230 MeV [6]. The ratios of the nonlinear susceptibilities at finite μ_B are obtained using Padé approximant resummations of the quark number susceptibility series. The freeze-out parameters as a function of $\sqrt{s_{NN}}$ are taken from [22] and $T_c = 175$ MeV.

To understand the various non-CP physics background contribution to these observables, in Fig. 3 we also present the results for the net-proton distribution as a function of $\langle N_{part} \rangle$ from URQMD (ver.2.3) [23], HIJING [20], AMPT (ver.1.11) [24], and THERMINATOR (ver.1.0) [25] models. The measurements are consistent with results from various

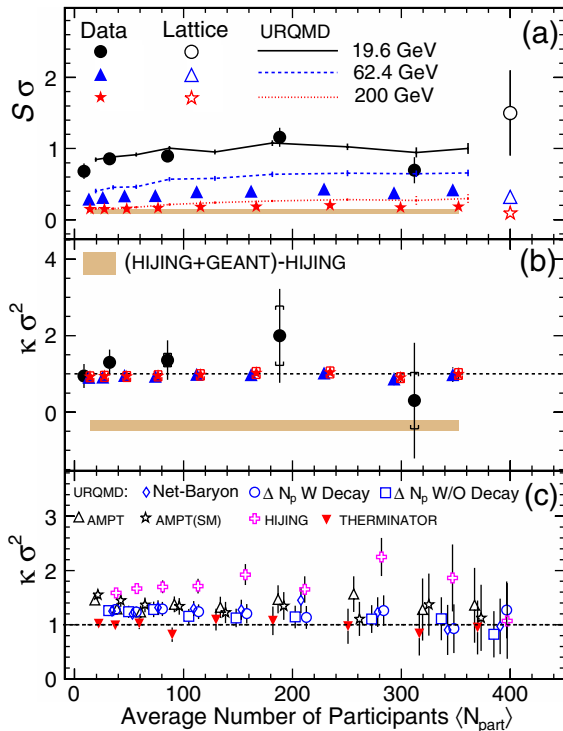


FIG. 3 (color online). Centrality dependence of (a) $S\sigma$ and (b) $\kappa\sigma^2$ for ΔN_p in Au + Au collisions at $\sqrt{s_{NN}} = 19.6, 62.4,$ and 200 GeV compared to various model calculations. The shaded band for $S\sigma$ and $\kappa\sigma^2$ reflects contributions from the detector effects. (c) shows the model expectations for $\kappa\sigma^2$ from various physical effects in Au + Au collisions at 200 GeV. The lattice QCD results are for net baryons corresponding to central collisions [6]. See text for more details.

non-CP models studied. In Fig. 3(c), several model calculations from Au + Au collisions at 200 GeV are presented to explain the effect of the following on our observable: with (W) and without (W/O) resonance decays, inclusion of all baryons (both studied using URQMD), jet production (HIJING), coalescence mechanism of particle production (AMPT String Melting, ver.2.11), thermal particle production (THERMINATOR), and rescattering (URQMD and AMPT). All model calculations are done using default versions and with the same kinematic coverage as for data. The $\kappa\sigma^2$ [Fig. 3(b)] and $S\sigma$ [Fig. 3(a)] are found to be constant for all the cases as a function of $\langle N_{part} \rangle$. This constant value can act as a baseline for the CP search. QCD model calculations with CP predict a nonmonotonic dependence of these observables with $\langle N_{part} \rangle$ and $\sqrt{s_{NN}}$ [13].

Figure 4 shows the energy dependence of $\kappa\sigma^2$ for ΔN_p , compared to several model calculations that do not include a CP. The experimental values plotted are average values for the centrality range studied; they are found to be consistent with unity. Also shown at the top of Fig. 4 are the μ_B values corresponding to the various $\sqrt{s_{NN}}$ [18,22]. We observe no nonmonotonic dependence with $\sqrt{s_{NN}}$. The results from non-CP models are constants as a function of $\sqrt{s_{NN}}$ and have values between 1 and 2. The result from the thermal model is exactly unity. Within the ambit of the models studied, the observable changes little with change in non-CP physics (such as due to a change in μ_B , collective expansion, and particle production) at the various energies studied. From comparisons to models and the lack of nonmonotonic dependence of $\kappa\sigma^2$ on $\sqrt{s_{NN}}$ studied, we conclude that there is no indication from our measurements for a CP in the region of the phase plane with $\mu_B < 200$ MeV. It is difficult to rule out the existence of CP for the entire μ_B region below 200 MeV. The extent

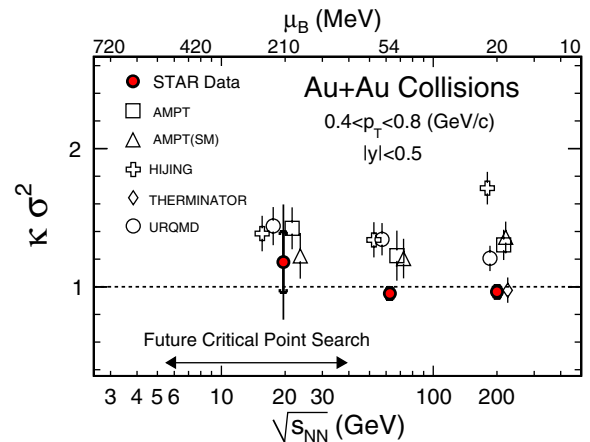


FIG. 4 (color online). $\sqrt{s_{NN}}$ dependence of $\kappa\sigma^2$ for net-proton distributions measured at RHIC. The results are compared to non-CP model calculations (slightly shifted in $\sqrt{s_{NN}}$). The left-right arrow at the bottom indicates the energy range for the CP search at RHIC.

to which these results can do that is guided by the following theoretical work. One QCD-based model including a CP ($\xi = 3$ fm) predicts the value of $\kappa\sigma^2$ to be at least a factor of 2 higher than the measurements presented ($\kappa\sigma^2 \sim 2.5, 35, 3700$ for the CP at $\sqrt{s_{NN}} = 200, 62.4, \text{ and } 19.6$ GeV, respectively) [13]. In addition, the expectation of the extent of the critical region in μ_B is thought to be about 100 MeV [6,26].

In summary, the first measurements of the higher moments of the net-proton distributions at midrapidity ($|y| < 0.5$) within $0.4 < p_T < 0.8$ GeV/c in Au + Au collisions at $\sqrt{s_{NN}} = 19.6, 62.4, \text{ and } 200$ GeV have been presented. New observables $S\sigma$ and $\kappa\sigma^2$ derived from the ΔN_p distribution to search for the CP in heavy-ion collisions are discussed. These observables are found to be constant as a function of $\langle N_{\text{part}} \rangle$ for all collisions' energies studied. This is consistent with expectations from the central limit theorem and in general agreement with results from various models without the CP. The measured $S\sigma$ in central collisions are consistent with lattice QCD calculations of the ratio of third order to second order baryon number susceptibilities. Within the uncertainties, $\kappa\sigma^2$ is found to be constant as a function of $\sqrt{s_{NN}}$ studied. This trend is consistent with models without a CP and in sharp contrast to models [13] which include a CP in this μ_B range. Our measurements show no evidence for a CP to be located at μ_B values $\lesssim 200$ MeV in the QCD phase plane. The RHIC beam energy ($100 < \mu_B < 550$ MeV) scan will look for nonmonotonic variation of $\kappa\sigma^2$ for net protons as a function of $\sqrt{s_{NN}}$ to locate the CP.

We thank S. Gupta, F. Karsch, K. Rajagopal, K. Redlich, and M. Stephanov for discussions. We thank the RHIC Operations Group and RCF at BNL, and the NERSC Center at LBNL and the Open Science Grid consortium for their support. This work was supported in part by the Offices of NP and HEP in the U.S. DOE Office of Science, the U.S. NSF, the Sloan Foundation, the DFG cluster of excellence ‘‘Origin and Structure of the Universe’’ of Germany, CNRS/IN2P3, RA, RPL, and EMN of France, STFC and EPSRC of the United Kingdom, FAPESP of Brazil, the Russian Ministry of Science and Technology, the NNSFC, CAS, MoST, and MoE of China, IRP and GA of the Czech Republic, FOM of the Netherlands, DAE, DST, and CSIR of the Government of India, the Polish State Committee for Scientific Research, and the Korea Science and Engineering Foundation.

- [1] J. Adams *et al.*, Nucl. Phys. **A757**, 102 (2005).
- [2] Y. Aoki *et al.*, Nature (London) **443**, 675 (2006).
- [3] Y. Aoki *et al.*, Phys. Lett. B **643**, 46 (2006); M. Cheng *et al.*, Phys. Rev. D **74**, 054507 (2006).
- [4] S. Ejiri, Phys. Rev. D **78**, 074507 (2008); E. S. Bowman and J. I. Kapusta, Phys. Rev. C **79**, 015202 (2009).
- [5] M. A. Stephanov, Prog. Theor. Phys. Suppl. **153**, 139 (2004); Int. J. Mod. Phys. A **20**, 4387 (2005); Z. Fodor and S. D. Katz, J. High Energy Phys. **04** (2004) 050.
- [6] R. V. Gavai and S. Gupta, Phys. Rev. D **78**, 114503 (2008); Phys. Rev. D **71**, 114014 (2005); arXiv:1001.3796; S. Gupta, arXiv:0909.4630.
- [7] B. Mohanty, Nucl. Phys. **A830**, 899c (2009).
- [8] B. I. Abelev *et al.*, Phys. Rev. C **81**, 024911 (2010); STAR Internal Note SN0493, 2009.
- [9] M. A. Stephanov, Phys. Rev. D **81**, 054012 (2010).
- [10] V. Koch A. Majumder, and J. Randrup, Phys. Rev. Lett. **95**, 182301 (2005); M. Asakawa U. Heinz, and B. Muller, Phys. Rev. Lett. **85**, 2072 (2000).
- [11] M. A. Stephanov, K. Rajagopal, and E. Shuryak, Phys. Rev. D **60**, 114028 (1999).
- [12] B. Berdnikov and K. Rajagopal, Phys. Rev. D **61**, 105017 (2000).
- [13] M. A. Stephanov, Phys. Rev. Lett. **102**, 032301 (2009); K. Rajagopal and M. A. Stephanov (private communication).
- [14] M. Asakawa, S. Ejiri, and M. Kitazawa, Phys. Rev. Lett. **103**, 262301 (2009).
- [15] M. Cheng *et al.*, Phys. Rev. D **79**, 074505 (2009); B. Stokic *et al.*, Phys. Lett. B **673**, 192 (2009).
- [16] Y. Hatta and M. A. Stephanov, Phys. Rev. Lett. **91**, 102003 (2003).
- [17] K. H. Ackermann *et al.*, Nucl. Instrum. Methods Phys. Res., Sect. A **499**, 624 (2003).
- [18] B. I. Abelev *et al.*, Phys. Rev. C **79**, 034909 (2009); Phys. Lett. B **655**, 104 (2007).
- [19] Factorial moments: $F_2 = \frac{\langle N(N-1) \rangle}{\langle N \rangle^2} \equiv \text{Func}(M, \sigma^2)$; $F_4 = \frac{\langle N(N-1)(N-2)(N-3) \rangle}{\langle N \rangle^4} \equiv \text{Func}(M, \sigma, S, \kappa)$.
- [20] M. Gyulassy *et al.*, Comput. Phys. Commun. **83**, 307 (1994).
- [21] X. F. Luo *et al.*, arXiv:1001.2847.
- [22] J. Cleymans *et al.*, Phys. Rev. C **73**, 034905 (2006).
- [23] M. Bleicher *et al.*, J. Phys. G **25**, 1859 (1999).
- [24] Z. W. Lin *et al.*, Phys. Rev. C **72**, 064901 (2005).
- [25] A. Kisiel *et al.*, Comput. Phys. Commun. **174**, 669 (2006).
- [26] M. Asakawa *et al.*, Phys. Rev. Lett. **101**, 122302 (2008); P. Costa *et al.*, Europhys. Lett. **86**, 31001 (2009); Phys. Lett. B **647**, 431 (2007).