

“Sloppy” nuclear energy density functionals: Effective model reduction

Nikšić, Tamara; Vretenar, Dario

Source / Izvornik: **Physical Review C, 2016, 94**

Journal article, Published version

Rad u časopisu, Objavljena verzija rada (izdavačev PDF)

<https://doi.org/10.1103/PhysRevC.94.024333>

Permanent link / Trajna poveznica: <https://urn.nsk.hr/urn:nbn:hr:217:392049>

Rights / Prava: [In copyright](#) / [Zaštićeno autorskim pravom.](#)

Download date / Datum preuzimanja: **2024-07-15**



Repository / Repozitorij:

[Repository of the Faculty of Science - University of Zagreb](#)



“Sloppy” nuclear energy density functionals: Effective model reduction

Tamara Nikšić and Dario Vretenar

Physics Department, Faculty of Science, University of Zagreb, 10000 Zagreb, Croatia

(Received 28 June 2016; published 24 August 2016)

Concepts from information geometry are used to analyze parameter sensitivity for a nuclear energy density functional, representative of a class of semiempirical functionals that start from a microscopically motivated ansatz for the density dependence of the energy of a system of protons and neutrons. It is shown that such functionals are “sloppy,” namely, characterized by an exponential range of sensitivity to parameter variations. Responsive to only a few stiff parameter combinations, sloppy functionals exhibit an exponential decrease of sensitivity to variations of the remaining soft parameters. By interpreting the space of model predictions as a manifold embedded in the data space, with the parameters of the functional as coordinates on the manifold, it is also shown that the exponential distribution of model manifold widths corresponds to the range of parameter sensitivity. Using the manifold boundary approximation method, we illustrate how to systematically construct effective nuclear density functionals of successively lower dimension in parameter space until sloppiness is eventually eliminated and the resulting functional contains only stiff combinations of parameters.

DOI: [10.1103/PhysRevC.94.024333](https://doi.org/10.1103/PhysRevC.94.024333)**I. INTRODUCTION**

Over the last two decades nuclear energy density functionals (NEDFs), and structure models based on them, have become the tool of choice for the description of ground-state properties and low-energy collective excitation spectra of medium-heavy and heavy nuclei. A variety of structure phenomena have been successfully analyzed using the NEDF framework, from clustering in relatively light nuclei to the stability of superheavy systems, and from bulk and spectroscopic properties of stable nuclei to the physics of exotic nuclei at the particle drip lines. In nuclear structure physics no other theoretical method can achieve the same level of global precision and accuracy over the entire chart of nuclides, at a comparable computational cost.

The unknown exact nuclear EDF is approximated by functionals of powers and gradients of ground-state nucleon densities and currents, representing distributions of matter, spin, isospin, momentum, and kinetic energy. A generic density functional is not necessarily related to the underlying internucleon interactions and, in fact, some of the most successful functionals are entirely empirical. A major long-term goal, however, is to build a fully microscopic foundation for a universal EDF framework, that is, an *ab initio* approach based directly on a microscopic nuclear Hamiltonian that describes two-nucleon and few-body scattering and bound-state observables. Important advances have been reported in the derivation of microscopic constraints on the analytical form of the functional and the values of its couplings from many-body perturbation theory starting from the underlying two- and three-nucleon interactions, as well as in establishing the connection between microscopic EDF methods with *ab initio* many-body techniques applicable to light nuclei [1–10].

An alternative and relatively simpler approach considers semiempirical functionals that start from a microscopically motivated ansatz for the nucleonic density dependence of the energy of a system of protons and neutrons. Most of the parameters of such a functional are adjusted, in a local density approximation, to reproduce a given microscopic

equation of state (EoS) of infinite symmetric and asymmetric nuclear matter, and eventually neutron matter. Parameters that correspond to derivative terms can be determined, in a generalized gradient approximation, from microscopic calculations of inhomogeneous or semi-infinite nuclear matter. The remaining, usually few, terms that do not contribute to the energy density at the nuclear matter level are then adjusted to selected ground-state data of an arbitrarily large set of spherical and/or deformed nuclei. A number of semiempirical functionals have been developed over the last decade [11–21], and very successfully applied to studies of a diversity of structure properties of the entire chart of nuclides.

There are, of course, also dozens of fully phenomenological functionals and effective mean-field interactions that have been adjusted and analyzed over almost 40 years. Most of these functionals make use of some properties of nuclear matter at saturation, such as the saturation density, binding energy at saturation, compression modulus, symmetry energy, etc., but this input is not based on microscopic many-body calculations, rather it is empirical. All the parameters, with a possible exception of few determined by an educated guess, are usually adjusted in a least-squares fit to empirical properties of nuclear matter at saturation and ground-state data of finite nuclei. A variety of Skyrme, Gogny, and relativistic EDFs have been employed, particularly in the last decade [22–34], to explore many nuclear properties, from masses, radii, and deformations to modes of collective excitation and rotational bands, and also been used in astrophysical applications. Based on these functionals, structure models have been developed that extend the framework beyond the self-consistent mean field, and are currently employed in spectroscopic studies of excitation spectra and decay rates.

One of the most serious problems with the development of the NEDF framework is that it is difficult to compare results obtained with different functionals, either because they significantly differ in the functional dependence on the nucleonic density, or because they include different subsets of terms of a general functional characteristic for a certain class,

that is, microscopic, semiempirical, or phenomenological. Ideally, model dependence could be removed by including all terms allowed by symmetries. However, available data can only constrain a relatively small subset of terms in a general expansion, and additional criteria are required for selecting the optimal energy density functional form.

Recently a series of studies has been initiated on uncertainty quantification and propagation of errors in nuclear density functional theory. Using statistical methods and advanced computing techniques, the stability and interdependence of parameters that determine various functionals, the inherent parameter uncertainties and their propagation, and the corresponding uncertainties of predicted observables have been analyzed [35–47]. Many new and useful results have been obtained, and some common characteristics have become apparent. Nuclear energy density functionals, with typically ten or more adjustable parameters depending on the specific application, display great flexibility but essentially depend on just a few stiff parameter combinations that can be tightly constrained by the underlying microscopic theory and/or experimental observations. Predicted results generally display accurate interpolations in known regions of the nuclide chart. However, predictions from various models tend to diverge when extrapolated to areas where data are insufficient. More importantly, NEDFs often exhibit an exponential range of sensitivity to parameter variations, and one finds many soft linear combinations of bare model parameters that are poorly constrained by data. This characteristic, however, does not necessarily correspond to a trivial case of too many parameters adjusted to insufficient data. It might actually point to the presence of low-dimensional effective functionals associated with the few stiff parameter combinations.

This general property shared by many effective macroscopic models of complex but unresolved microscopic degrees of freedom, also referred to as “sloppiness,” occurs in many fields of science. The interesting problem of a systematic construction of reduced low-dimensional models from a complete but sloppy framework of much higher dimension has recently attracted considerable interest in diverse areas of physics, chemistry, biology, medicine, etc. (see, for instance, Refs. [48–50]). In this work concepts from information geometry are applied to analyze sloppiness of semiempirical nuclear energy density functionals and, in particular, a recently introduced method [51] is employed to reduce a sloppy functional to a simpler effective functional of lower dimension in parameter space. As an illustrative example we consider the relativistic density functional DD-PC1 [16], which has successfully been used in studies of many nuclear properties, both at the self-consistent mean-field level as well as a basis for recent beyond-mean-field spectroscopic calculations. The functional is introduced and briefly discussed in Sec. II. Section III contains the theoretical framework of the present analysis, and describes the fit of the parameters of the functional to a microscopic equation of state of symmetric nuclear matter. The reduction of the parameter space dimension and the resulting simplification of the functional density dependence by the manifold boundary approximation method (MBAM) [51] is described in Sec. IV. A brief summary of the main results and an outlook for future studies are included in Sec. V.

II. THE RELATIVISTIC DENSITY FUNCTIONAL DD-PC1

A relativistic nuclear energy density functional that explicitly includes nucleon degrees of freedom only can be expressed in terms of the densities and currents bilinear in the Dirac spinor field ψ of the nucleon: $\bar{\psi} O_\tau \Gamma \psi$, $O_\tau \in \{1, \tau_i\}$, $\Gamma \in \{1, \gamma_\mu, \gamma_5, \gamma_5 \gamma_\mu, \sigma_{\mu\nu}\}$. Here τ_i are the isospin Pauli matrices and Γ generically denotes the Dirac matrices. The ground-state density and energy of a nucleus are then determined by the self-consistent solution of the corresponding relativistic single-nucleon Kohn-Sham equations. In lowest order the interaction Lagrangian contains four-fermion (contact) terms in the various isospace-space channels:

$$\begin{aligned} \text{isoscalar-scalar:} & \quad (\bar{\psi} \psi)^2, \\ \text{isoscalar-vector:} & \quad (\bar{\psi} \gamma_\mu \psi)(\bar{\psi} \gamma^\mu \psi), \\ \text{isovector-scalar:} & \quad (\bar{\psi} \vec{\tau} \psi) \cdot (\bar{\psi} \vec{\tau} \psi), \\ \text{isovector-vector:} & \quad (\bar{\psi} \vec{\tau} \gamma_\mu \psi) \cdot (\bar{\psi} \vec{\tau} \gamma^\mu \psi). \end{aligned}$$

Vectors in isospin space are denoted by arrows. A more general Lagrangian can be written as a power series in the currents $\bar{\psi} O_\tau \Gamma \psi$ and their derivatives, with higher-order terms representing in-medium many-body correlations or, in an alternative approach that directly leads to linear single-nucleon Kohn-Sham equations, the Lagrangian is constructed with second-order interaction terms only, with many-body correlations encoded in density-dependent coupling functions. In complete analogy to the successful meson-exchange relativistic mean-field phenomenology, in which the isoscalar-scalar sigma meson, the isoscalar-vector omega meson, and the isovector-vector rho meson build the minimal set of meson fields that is necessary for a quantitative description of nuclei, an effective Lagrangian that includes the isoscalar-scalar, isoscalar-vector, and isovector-vector four-fermion interactions reads

$$\begin{aligned} \mathcal{L} = & \bar{\psi} (i \gamma \cdot \partial - M) \psi \\ & - \frac{1}{2} \alpha_s(\rho) (\bar{\psi} \psi)(\bar{\psi} \psi) - \frac{1}{2} \alpha_v(\rho) (\bar{\psi} \gamma^\mu \psi)(\bar{\psi} \gamma_\mu \psi) \\ & - \frac{1}{2} \alpha_{tv}(\rho) (\bar{\psi} \vec{\tau} \gamma^\mu \psi)(\bar{\psi} \vec{\tau} \gamma_\mu \psi) \\ & - \frac{1}{2} \delta_s(\partial_\nu \bar{\psi} \psi)(\partial^\nu \bar{\psi} \psi) - e \bar{\psi} \gamma \cdot A \frac{(1 - \tau_3)}{2} \psi. \quad (1) \end{aligned}$$

In addition to the free-nucleon Lagrangian and the point-coupling interaction terms, when applied to nuclei the model must include the coupling of the protons to the electromagnetic field. The couplings α_s , α_v , and α_{tv} are functionals of the nucleon one-body density ρ . The derivative term in Eq. (1), with a single constant parameter, accounts for leading effects of finite-range interactions that are crucial for a quantitative description of nuclear density distributions, e.g., nuclear radii. This Lagrangian does not include isovector-scalar terms, that is, the channel that in the meson-exchange picture is represented by the exchange of an effective δ meson. The reason is that, although the functional in the isovector channel can be constrained by the nuclear matter symmetry energy and data on finite nuclei, the partition between the scalar and vector isovector terms is not determined by ground-state data.

To specify the medium dependence of the couplings α_s , α_v , and α_{tv} , one could start from a microscopic (relativistic) EoS of symmetric and asymmetric nuclear matter, and map the corresponding nucleon self-energies onto the mean-field self-energies that determine the single-nucleon Dirac equation (local density approximation). However, energy density functionals fully determined directly by a microscopic EoS do not reproduce data in finite nuclei with sufficient accuracy. A fully phenomenological approach, on the other hand, starts from an assumed ansatz for the medium dependence of the mean-field nucleon self-energies, and adjusts the model parameters directly to nuclear data. In a semiempirical approximation, guided by the microscopic density dependence of the vector and scalar self-energies, the following practical ansatz for the functional form of the coupling parameters in Eq. (1) was adopted in Ref. [16]:

$$\begin{aligned}\alpha_s(\rho) &= a_s + (b_s + c_s x)e^{-d_s x}, \\ \alpha_v(\rho) &= a_v + b_v e^{-d_v x}, \\ \alpha_{tv}(\rho) &= b_{tv} e^{-d_{tv} x},\end{aligned}\quad (2)$$

with $x = \rho/\rho_{\text{sat}}$, where ρ_{sat} indicates the nucleon density at saturation in symmetric nuclear matter. The set of ten parameters was adjusted in a *least-squares* fit to the binding energies of 64 axially deformed nuclei in the mass regions $A \approx 150$ –180 and 230–250. The resulting functional DD-PC1 [16] has been further tested in calculations of binding energies, charge radii, deformation parameters, neutron skin thickness, and excitation energies of giant monopole and dipole resonances. It has also been successfully applied in a number of beyond-mean-field studies of spectroscopic properties based on the generator coordinate method and the quadrupole (octupole) collective Hamiltonian [17,52]. The nuclear matter equation of state that corresponds to DD-PC1 is characterized by the following values of pseudo-observables at the saturation point: nucleon density $\rho_{\text{sat}} = 0.152 \text{ fm}^{-3}$, volume energy $a_v = -16.06 \text{ MeV}$, surface energy $a_s = 17.498 \text{ MeV}$, symmetry energy $a_4 = 33 \text{ MeV}$, and the nuclear matter compression modulus $K_{nm} = 230 \text{ MeV}$.

In Ref. [43] we analyzed the stability of model parameters of the functional DD-PC1 in nuclear matter, and determined the weakly and strongly constrained combinations of parameters. In particular, employing a set of pseudo-observables in infinite and semi-infinite nuclear matter, the behavior of the cost function χ^2 around the best-fit point was analyzed. Uncertainties of model parameters and correlation coefficients between parameters were computed, as well as the eigenvectors and eigenvalues of the Hessian matrix (second derivatives of χ^2) at the best-fit point. It was shown that in addition to combinations of model parameters that are firmly constrained by nuclear matter pseudo-data (stiff directions in parameter space), soft directions in parameter space correspond to small eigenvalues of the Hessian, and represent combinations of model parameters that are only weakly or not at all constrained in nuclear matter. It was pointed out that the adopted ansatz for the density dependence of the coupling parameters of DD-PC1 should therefore be reexamined. In addition, in Ref. [43] we also explored uncertainties of observables that were not included in the calculation of the cost function: binding

energy of asymmetric nuclear matter, surface thickness of semi-infinite nuclear matter, and binding energies and charge radii of finite nuclei.

The behavior of DD-PC1 is characteristic of a large class of nuclear energy density functionals that are very sensitive to only a few combinations of parameters (stiff parameter combinations), and respond only weakly to all other (soft) parameter combinations [53,54,57]. Using concepts of information geometry and considering DD-PC1 as an illustrative example, in this work we will show how such a functional can be reduced to a simpler effective model with fewer parameters.

III. DD-PC1 IN SYMMETRIC NUCLEAR MATTER

A complex macroscopic model designed to describe certain physical phenomena and reproduce data usually contains a number of parameters that encode the underlying microscopic degrees of freedom. Although their values may be constrained to a certain degree by prior information, that is, by the microscopic theory, the parameters must be ultimately calibrated by data, for instance, in a nonlinear least-squares fit. In a least-squares fit one assumes that the mathematical form of the model (in our case the density functional) and the distribution of experimental (data) uncertainties are known, while the parameters must be inferred from data.

Let N be the number of data points (observables O_n), and we assume that the model depends on F dimensionless parameters $\mathbf{p} = \{p_1, \dots, p_F\}$. The model is interpreted as a manifold of dimension F embedded in the Euclidean data space \mathbb{R}^N , and the parameters are coordinates for the manifold [57]. If each data point O_n is generated by the parametrized model plus random Gaussian noise, maximizing the log-likelihood corresponds to minimizing the cost function $\chi^2(\mathbf{p})$:

$$\chi^2(\mathbf{p}) = \sum_{n=1}^N r_n^2(\mathbf{p}), \quad (3)$$

where $r_n(\mathbf{p})$ denotes the residual

$$r_n(\mathbf{p}) = \frac{O_n^{(\text{mod})}(\mathbf{p}) - O_n}{\Delta O_n}, \quad (4)$$

and $O_n^{(\text{mod})}$ are model predictions that depend on the set of parameters $\mathbf{p} = \{p_1, \dots, p_F\}$. Every observable is weighted by the inverse of ΔO_n . When calibrating a model one often uses an “adopted error” that is supposed to include all sources of uncertainty and is adjusted in such a way that $\chi^2(\mathbf{p}_0) \approx N - F$ for the optimal set \mathbf{p}_0 . The “best model” corresponds to the minimum of χ^2 on the model manifold, that is, the manifold of model predictions embedded in the data space:

$$\left. \frac{\partial \chi^2(\mathbf{p})}{\partial p_\mu} \right|_{\mathbf{p}=\mathbf{p}_0} = 0, \quad \forall \mu = 1, \dots, F. \quad (5)$$

Points in the parameter space are denoted by Greek letters, while Latin letters refer to points in the data space. The Hessian matrix of second derivatives $\partial^2 \chi^2 / (\partial p_\mu \partial p_\nu)$ is positive-definite at \mathbf{p}_0 . In the quadratic approximation of the cost function χ^2 around the best-fit point,

$$\Delta \chi^2(\mathbf{p}) = \chi^2(\mathbf{p}) - \chi^2(\mathbf{p}_0) = \frac{1}{2} \Delta \mathbf{p}^T \hat{\mathcal{M}} \Delta \mathbf{p}, \quad (6)$$

where

$$\mathcal{M}_{\mu\nu} = \frac{\partial^2 \chi^2}{\partial p_\mu \partial p_\nu} \Big|_{\mathbf{p}=\mathbf{p}_0}, \quad (7)$$

and $\Delta \mathbf{p} = \mathbf{p} - \mathbf{p}_0$. The curvature matrix $\hat{\mathcal{M}}$ is symmetric and can be diagonalized by an orthogonal transformation: $\hat{\mathcal{M}} = \hat{A} \hat{D} \hat{A}^T$, where \hat{A} denotes the orthogonal matrix with columns corresponding to normalized eigenvectors of $\hat{\mathcal{M}}$, and the diagonal matrix \hat{D} contains the eigenvalues of $\hat{\mathcal{M}}$. The deviation of χ^2 from its minimum value can be expressed as

$$\Delta \chi^2(\mathbf{p}) = \frac{1}{2} \Delta \mathbf{p}^T (\mathcal{A} \mathcal{D} \mathcal{A}^T) \Delta \mathbf{p} = \frac{1}{2} \xi^T \mathcal{D} \xi = \frac{1}{2} \sum_{\alpha=1}^F \lambda_\alpha \xi_\alpha^2. \quad (8)$$

The transformed vectors $\xi = \hat{A}^T \mathbf{p}$ define the principal axes on the F -dimensional model manifold. The concept of sloppiness can be quantified by considering the eigenvalues of the Hessian (curvature) matrix at the best-fit point. Generally one observes that for sloppy models these eigenvalues, characterizing sensitivity to variations along orthogonal directions in parameter space, are approximately evenly spaced in log space, extending over many orders of magnitude [48,49,53–56]. Each parameter combination is less important than the previous one by a fixed factor. The behavior of the model crucially depends on only a few *stiff* directions in parameter space characterized by large eigenvalues λ_α , that is, the cost function χ^2 increases rapidly along these directions and the corresponding linear combinations of parameters are tightly constrained by the data that determine χ^2 . The remaining *soft* directions correspond to small eigenvalues λ_α . This means that there is little deterioration in χ^2 as the model moves along a direction defined by the eigenvector of $\hat{\mathcal{M}}$ that corresponds to a small eigenvalue. Soft linear combinations of bare model parameters are poorly constrained by the data used in the least-squares fit.

The sensitivity of a model to variations along an eigenvector of $\hat{\mathcal{M}}$ in parameter space is determined by the square root of the corresponding eigenvalue. Sloppy models exhibit an exponentially large range of sensitivities to changes in parameter values. For instance, if the ratio of the largest to the smallest eigenvalue is 10^6 , the combination of parameters in the softest directions has to be changed 10^3 times more than in the stiffest direction to induce the same change in the model behavior. Obviously there is no sharp boundary between stiff and soft directions. The uncertainties, that is, the variances of model parameters are given by the diagonal elements of the inverse matrix $\hat{\mathcal{M}}^{-1}$ (the covariance matrix). This means that to constrain the softest combination of parameters to the same level of accuracy as the stiffest one, one would have to include in the fit additional orders of magnitude more data for that particular direction in parameter space. In most cases, of course, this is not feasible. It might also not be that important because predictions are possible without precise parameter knowledge [49], and uncertainties in model predictions are far more important than uncertainties of model parameters. Sloppiness does not simply originate from an insufficiency of data that leads to a trivial model overparametrization [54], rather it indicates the presence of low effective dimensionality associated with the few stiff parameter combinations. A

TABLE I. Pseudodata for infinite symmetric nuclear matter used to compute the cost function χ^2 for the energy density functional defined by Eq. (2). The seven points correspond to the microscopic EoS of Akmal, Pandharipande, and Ravenhall [58]. In the least-squares fit the adopted error for the EoS points is 10%, while it is 2% for the Dirac mass M_D .

Pseudo-observable	
$\epsilon(0.04 \text{ fm}^{-3})$	−6.48 MeV
$\epsilon(0.08 \text{ fm}^{-3})$	−12.43 MeV
$\epsilon(0.12 \text{ fm}^{-3})$	−15.43 MeV
$\epsilon(0.16 \text{ fm}^{-3})$	−16.03 MeV
$\epsilon(0.20 \text{ fm}^{-3})$	−14.99 MeV
$\epsilon(0.24 \text{ fm}^{-3})$	−12.88 MeV
$\epsilon(0.32 \text{ fm}^{-3})$	−6.49 MeV
$M_D(0.152 \text{ fm}^{-3})$	0.58 M

complete but sloppy model of a physical system can, in principle, then be reduced to a simpler effective model of lower dimension in parameter space [49,51].

The application of these concepts to nuclear energy density functionals will be illustrated here with the example of DD-PC1. To simplify the computational procedure, we will consider a set of pseudodata in symmetric nuclear matter. This allows calculating analytically the derivatives of observables with respect to model parameters, and it also illustrates a standard semiempirical procedure of nuclear energy density functional construction in which a specific functional of the nucleon one-body density is adjusted to reproduce a microscopic nuclear matter equation of state, with a further fine tuning of (additional) parameters to data on finite nuclei.

Infinite symmetric nuclear matter is the simplest many-body system for which an energy density functional makes definite model predictions depending on the choice of parameters. The seven parameters of the isoscalar part of the functional defined in Eq. (2) are adjusted to a set of pseudodata listed in Table I. In this illustrative example the minimal data set contains seven points of the microscopic nuclear matter equation of state of Akmal, Pandharipande, and Ravenhall [58], based on the Argonne $V_{18}NN$ potential and the UIX three-nucleon interaction. The EoS points span an interval of nucleon density that extends up to two times the saturation density. Binding energy as a function of density, however, alone is not sufficient to determine both the scalar and vector channels of a relativistic EDF. For this we must also include at least the value of the Dirac mass at or close to the saturation point (see the Appendices for the definition of Dirac mass). The particular value $M_D(\rho = 0.152 \text{ fm}^{-3}) = 0.58M$ (M denotes the bare nucleon mass) is the one adopted for the functional DD-PC1, and is also consistent with most modern relativistic EDFs. As we are considering pseudodata, to calculate χ^2 and the Hessian matrix a relatively large arbitrary uncertainty of 10% is assigned to each point of the EoS while, since the value of the Dirac mass is already the one of DD-PC1, for this quantity the adopted uncertainty is 2%. The results and our

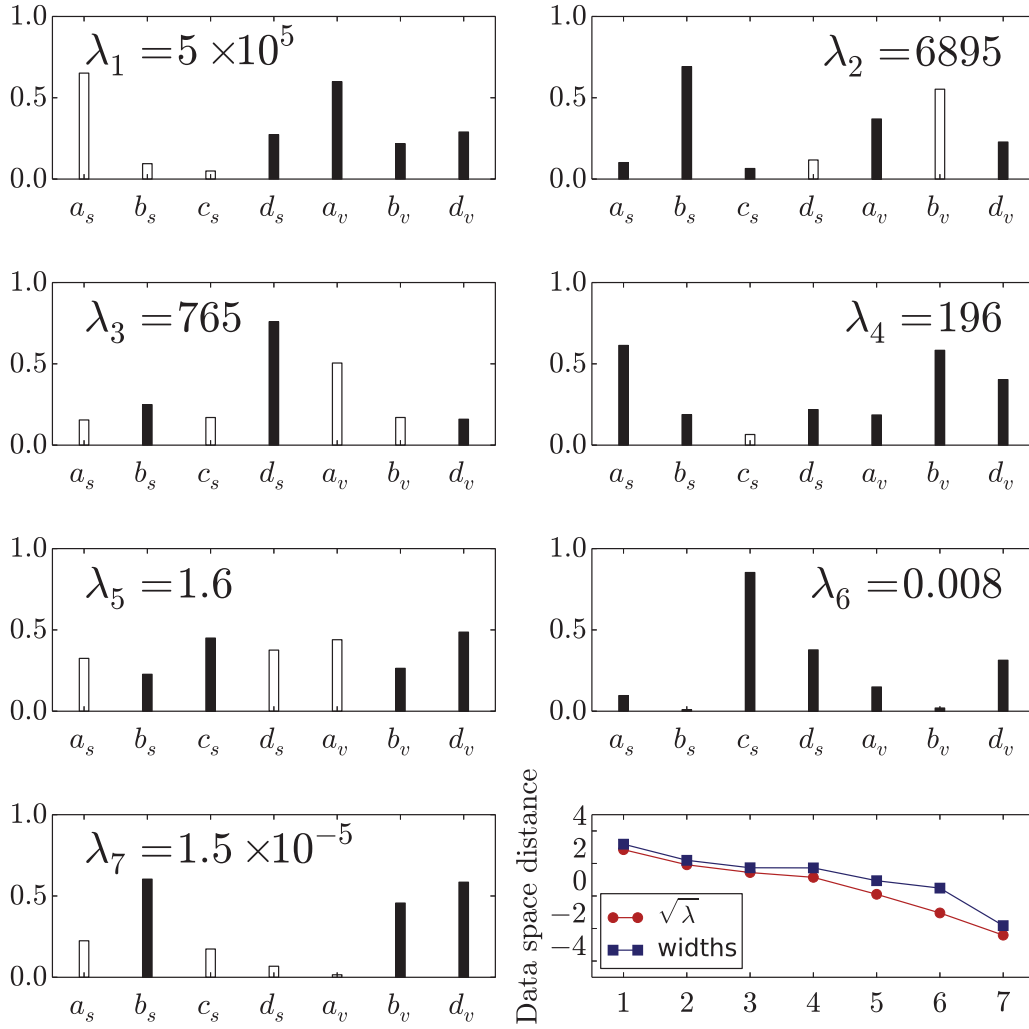


FIG. 1. Eigenvectors and eigenvalues of the 7×7 Hessian matrix of second derivatives \mathcal{M} of $\chi^2(\mathbf{p})$ at the best-fit point in symmetric nuclear matter for the functional defined by the couplings of Eq. (2). The empty and filled bars indicate that the corresponding amplitudes contribute with opposite signs. The last panel displays the logarithmic plot of the widths of the model manifold for each of the seven eigendirections, in comparison to the square roots of the corresponding eigenvalues of the Hessian.

conclusions will, of course, not depend on the specific choice of pseudodata uncertainties.

The set of all possible values of model parameters defines the F -dimensional manifold embedded in the N -dimensional data space. The empirical pseudodata to which the parameters of the functional are fitted represent a single point in the data space, and the best fit corresponds to the point on the manifold that is nearest to the empirical data point. The Hessian matrix \mathcal{M} of second derivatives of $\chi^2(\mathbf{p})$ at the best-fit point \mathbf{p}_0 is diagonalized by means of an orthogonal transformation. The eigenvalues in decreasing order and the components of the corresponding eigenvectors are shown in the first seven panels of Fig. 1. Stiff directions in the parameter space are characterized by large eigenvalues. Small eigenvalues, on the other hand, refer to soft directions in the parameter space, along which χ^2 exhibits little variation and the corresponding linear combinations of parameters display large uncertainties and, therefore, are irrelevant for the behavior of the functional. Note that the eigenvalues of the Hessian span ten orders of

magnitude and this spectrum suggests the existence of a lower-dimensional model [49]. To remove the irrelevant parameters and construct a simpler functional of lower dimension we employ the MBAM [51].

The N -dimensional data space is characterized by the Euclidian metric and the square of the distance is the sum of residuals squared $dr^2 = \sum_m dr_m^2$. The Jacobian matrix $J_{m\mu}$ that relates changes in the parameters \mathbf{p} to changes in the residuals is defined by

$$dr_m = \sum_{\mu} \frac{\partial r_m}{\partial p_{\mu}} dp_{\mu} = \sum_{\mu} J_{m\mu} dp_{\mu}, \quad (9)$$

and therefore

$$dr^2 = \sum_m dr_m^2 = \sum_{\mu\nu} (J^T J)_{\mu\nu} dp_{\mu} dp_{\nu} = \sum_{\mu\nu} g_{\mu\nu} dp_{\mu} dp_{\nu}. \quad (10)$$

The Euclidean metric of data space induces a metric on the model manifold: the Fisher information matrix (FIM) $g = J^T J$.

It can easily be shown that close to the best-fit point the Hessian matrix \mathcal{M} can be approximated by the metric tensor:

$$\begin{aligned} \mathcal{M}_{\mu\nu} &= \left. \frac{\partial^2 \chi^2}{\partial p_\mu \partial p_\nu} \right|_{\mathbf{p}=\mathbf{p}_0} \\ &= \sum_m \left. \frac{\partial r_m}{\partial p_\mu} \frac{\partial r_m}{\partial p_\nu} \right|_{\mathbf{p}=\mathbf{p}_0} + \sum_m \left. r_m \frac{\partial^2 r_m}{\partial p_\nu^2} \right|_{\mathbf{p}=\mathbf{p}_0}. \end{aligned} \quad (11)$$

Since the residuals r_m vanish at the best-fit point, the second term can be neglected to a good approximation:

$$\mathcal{M}_{\mu\nu} \approx \sum_m \left. \frac{\partial r_m}{\partial p_\mu} \frac{\partial r_m}{\partial p_\nu} \right|_{\mathbf{p}=\mathbf{p}_0}, \quad (12)$$

which means that $\mathcal{M}_{\mu\nu} \approx g_{\mu\nu}$. Note, however, that this relation is approximately valid only in the neighborhood of the best-fit point.

Sloppy models are characterized by an exponential distribution of eigenvalues of the Hessian matrix and, therefore, an exponential sensitivity to parameter combinations. This feature alone, however, does not uniquely determine the sloppiness of the model [49]. As a parametrization independent measure of sloppiness, it has been noted that model manifolds of nonlinear sloppy models have boundaries [56], corresponding to points on the manifold where the metric becomes singular. Boundaries of model manifolds can be analyzed using geodesic paths. The arc length of geodesics, along directions specified by the eigenvectors of the Hessian matrix at the minimum of χ^2 , provide a measure of the manifold width in each of these directions.

At each point of the embedded F -dimensional manifold one can define a tangent space with the basis vectors

$$e_\mu^m = \frac{\partial r_m}{\partial p_\mu}, \quad (13)$$

where $m \in \{1, \dots, N\}$ denotes the components of the basis vector in the data space. A geodesic is defined as a curve the tangent vectors of which remain parallel if they are transported along it:

$$\frac{\partial e_\mu^m}{\partial p_\nu} = \sum_\lambda \Gamma_{\mu\nu}^\lambda e_\lambda^m, \quad (14)$$

where the connection coefficients $\Gamma_{\mu\nu}^\lambda$ are defined by the relation

$$\Gamma_{\mu\nu}^\alpha = \sum_\beta (g^{-1})_{\alpha\beta} \sum_m \frac{\partial r_m}{\partial p_\beta} \frac{\partial^2 r_m}{\partial p_\mu \partial p_\nu}. \quad (15)$$

The parameters corresponding to a geodesic path can be found as the solution of the second-order differential equation

$$\ddot{p}_\mu + \sum_{\alpha\beta} \Gamma_{\alpha\beta}^\mu \dot{p}_\alpha \dot{p}_\beta = 0, \quad (16)$$

where $\Gamma_{\alpha\beta}^\mu$ are the connection coefficients defined in Eq. (15), and the dot denotes differentiation with respect to the affine parametrization of the geodesic. This differential equation presents an initial value problem in the parameter space. Starting from any point on the model manifold, one follows

the geodesic path in a particular direction until the boundary is identified by the metric tensor becoming singular. In our case this occurs whenever the residuals become insensitive to changes in the specific linear combination of parameters that defines the geodesic, and the elements of the corresponding column or row of the metric tensor vanish. Alternatively, the metric becomes singular when the set of basis vectors $e_\mu^m = \partial r_m / \partial p_\mu$ is linearly dependent and at least one column or row of the metric tensor can be written as a linear combination of the other columns or rows.

Starting from the best-fit point $\chi^2(\mathbf{p}_0)$ and the Hessian matrix the eigenvectors and eigenvalues of which are shown in Fig. 1, we have integrated the geodesic equation along the seven eigendirections of the Hessian and thus determined the corresponding boundaries of the model manifold. The connection coefficients, defined in Eq. (15), contain first and second derivatives of residuals with respect to the model parameters. These quantities are proportional to the corresponding derivatives of the pseudo-observables and, in this illustrative example, can be calculated analytically (detailed expressions are included in the Appendices). The geodesic equation is solved as an initial value problem in the parameter space. The initial value \mathbf{p}_{ini} corresponds to the best-fit point, while the initial velocities $\dot{\mathbf{p}}_{\text{ini}}$ are determined by the eigenvectors of the Hessian at the best-fit point. Because an eigenvector in fact defines two possible directions for integration (positive and negative), we integrate in both directions until a boundary of the manifold is identified [51]. The sum of the two arc lengths equals the width of the manifold for that particular eigendirection. In the last panel of Fig. 1 (panel on the right in the lowest row), we display the logarithms of the widths of the model manifold for each of the seven eigendirections, in comparison to the logarithms of the square roots of the corresponding eigenvalues (a measure of the sensitivity of the model to the particular combination of model parameters). A remarkable result is that the exponential distribution of model manifold widths in the directions of the eigenvectors of the Hessian follows very closely the sensitivity of the functional to changes in the values of the corresponding parameter combinations. This is a unique characteristic of sloppy models [49,51,56,57], and indicates that there is a simpler effective model of lower dimension in parameter space that can equally well reproduce the data set.

IV. REDUCTION OF THE DENSITY FUNCTIONAL BY MANIFOLD BOUNDARIES

Having shown that the functional density dependence of DD-PC1 in fact corresponds to a sloppy macroscopic model of the EoS of symmetric nuclear matter, we proceed to construct effective models of successively lower dimension until sloppiness is eventually eliminated, and all linearly independent parameter combinations are tightly constrained by the data set of Table I. The MBAM [51] essentially consists of four distinct steps. Given a model and a set of parameters, in the first step the best-fit parameters are identified, the Hessian matrix of the cost function is calculated and diagonalized, and the eigendirection with smallest eigenvalue is identified. In the second step the geodesic equation is integrated using the parameter values

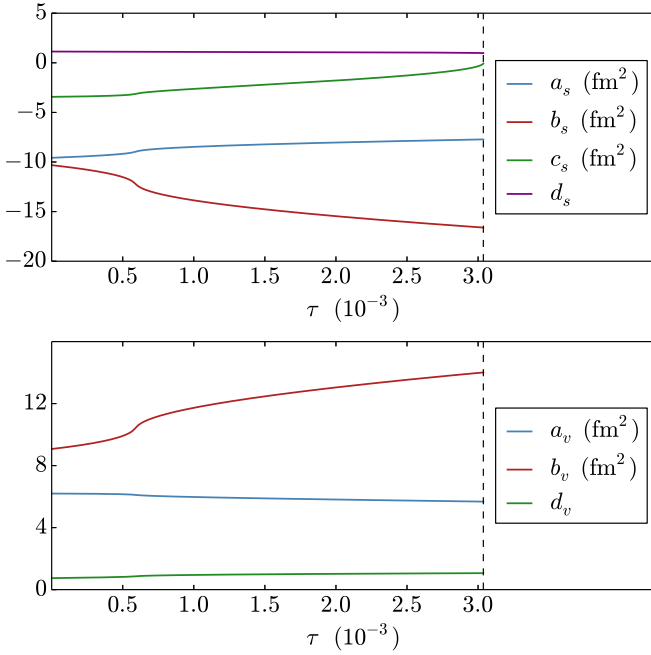


FIG. 2. Evolution of the seven parameters of the isoscalar part of the functional defined in Eq. (2), as functions of the affine parametrization, along the geodesic path determined by the eigenvector of the Hessian matrix that corresponds to the smallest eigenvalue (cf. Fig. 1). Parameters of the scalar channel are plotted in the upper panel, and the lower panel displays the three parameters that determine the vector channel of the functional defined by Eq. (2).

at the best-fit point and the eigendirection with smallest eigenvalue as initial conditions, until the boundary of the model manifold is reached. The third step corresponds to the evaluation of the model limit associated with this boundary to produce a new model with one less parameter. Finally, in the fourth step the new model is optimized by a least-square fit to the data, and used as a starting point for the next iteration.

In the first iteration, therefore, we start with the seven parameters of the isoscalar part of the functional defined in Eq. (2), and the eigenvectors and eigenvalues of the Hessian matrix shown in Fig. 1. The geodesic equation is numerically integrated with the initial conditions described above, and with the additional constraints $\alpha_s(\rho) < 0$ and $\alpha_v(\rho) > 0$, so that the scalar mean-field potential is attractive and the vector mean-field potential repulsive for all values of the parameters along the geodesic path (details of the integration of the geodesic equation are given in the Appendices). The eigenvectors and eigenvalues of the FIM are tracked along the geodesic path until the boundary is reached. The behavior of the parameters along the path, as functions of the affine parametrization of the geodesic, is shown in Fig. 2. Initially the softest eigenvector involves a combination of all the individual bare parameters, and they change smoothly along the geodesic. The manifold boundary corresponds to a limit in which one or more parameters tend to limiting values (zero or infinity) [51]. In the present case one notes that the parameter c_s tends to zero. This is more clearly seen in Fig. 3 in which we plot the initial and final (at the boundary) eigenspectrum of the FIM in the left

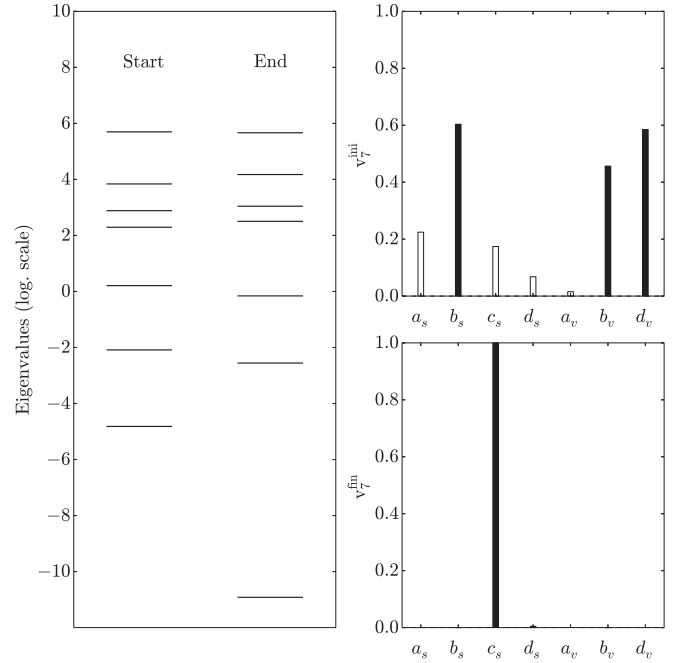


FIG. 3. The initial (best-fit point) and final (at the boundary of the model manifold) eigenspectrum of the FIM for the functional defined by Eq. (2), with seven parameters in the isoscalar channel (left panel), and the initial and final eigenvectors that correspond to the smallest eigenvalues (panels on the right).

panel, and the initial and final eigenvectors that correspond to the smallest eigenvalues (panels on the right). As the boundary is approached the smallest eigenvalue separates from the rest of the spectrum and tends to zero. If the amplitudes of the bare parameters in the initial and final eigenvectors are compared, one notes that while initially most parameters contribute to the

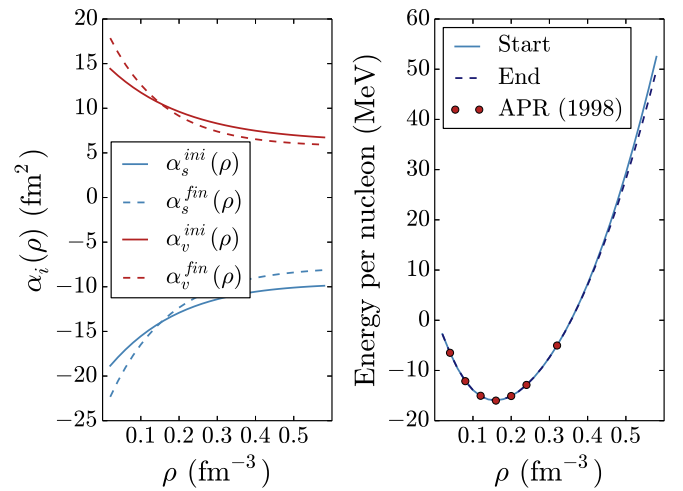


FIG. 4. The initial (best-fit point) and final (at the boundary of the model manifold) density-dependent isoscalar coupling functions Eq. (2) (left) and the corresponding initial and final EoS curves (right). Solid curves denote the initial couplings and EoS, while dashed curves refer to the couplings and EoS at the boundary. The pseudodata that represent the microscopic EoS are indicated by red circles.

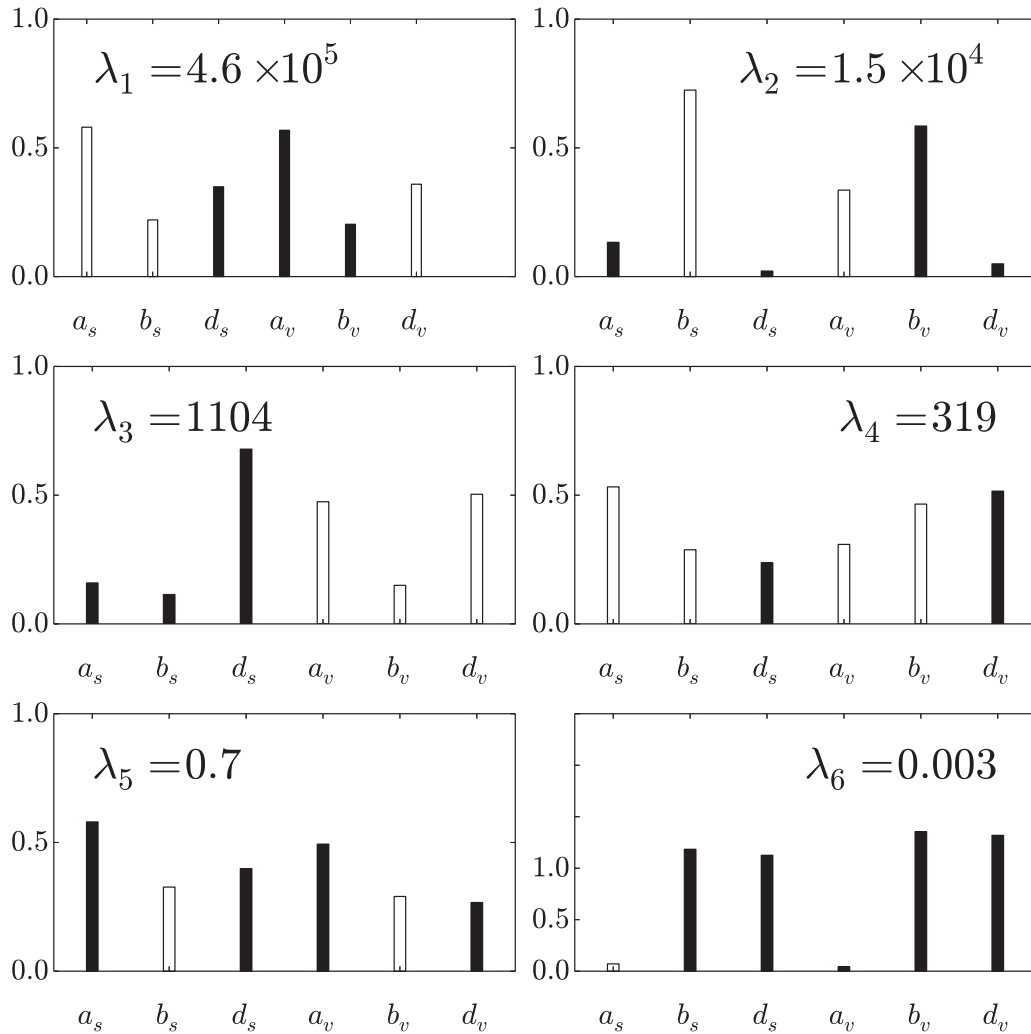


FIG. 5. Eigenvectors and eigenvalues of the 6×6 Hessian matrix of second derivatives \mathcal{M} of $\chi^2(\mathbf{p})$ at the best-fit point in symmetric nuclear matter for the functional defined by Eq. (17). The empty and filled bars indicate that the corresponding amplitudes contribute with opposite signs.

softest eigenvector, at the boundary of the model manifold only the component c_s determines the decoupled eigendirection with the eigenvalue of the FIM approaching zero. The initial and final coupling functions $\alpha_s(\rho)$ and $\alpha_v(\rho)$, as well as the initial and final curves of the EoS, are shown in Fig. 4. Even though the coupling functions at the boundary of the manifold differ considerably from those at the best-fit point, the corresponding EoS curves are virtually indistinguishable and reproduce equally well the pseudodata that represent the microscopic EoS. This is another signature of the sloppiness of the model, that is, the model is not sensitive to modifications along the softest direction in the parameter space.

From the results shown in Figs. 2–4 one can obviously deduce that the original seven-parameter model can be reduced to the six-parameter functional form:

$$\alpha_s(\rho) = a_s + b_s e^{-d_s \rho}, \quad \text{and} \quad \alpha_v(\rho) = a_v + b_v e^{-d_v \rho}. \quad (17)$$

In the fourth stage of the first iteration step the new reduced model is readjusted in a least-squares fit to the pseudodata (Table I), and used as a starting point for the next iteration. The

corresponding eigenvectors and eigenvalues of the Hessian matrix (FIM at the best-fit point) are shown in Fig. 5, and here we note that the eigenspectrum spans eight orders of magnitude, compared to ten for the model with seven isoscalar parameters. By integrating the geodesic equation with the six best-fit initial parameters in the direction of the softest eigenvector, the parameters shown in Fig. 6 are obtained. While among the parameters of the scalar coupling only b_s changes significantly along the geodesic, it is in the vector channel that parameters take limiting values. As the boundary of the model manifold is approached, a_v and b_v start diverging but their values are limited by the additional constraint on the vector coupling $\alpha_v(\rho) > 0$. In particular, at the boundary the parameter a_v tends to zero and d_v approaches a small value close to zero. The decoupling of the smallest eigenvalue at the model manifold boundary is clearly seen in the eigenspectrum of the FIM at the boundary (Fig. 7), and the eigenvector for the zero eigenvalue is dominated by a single component that corresponds to the parameter a_v . In the plot of the initial and final coupling functions $\alpha_s(\rho)$ and $\alpha_v(\rho)$, and

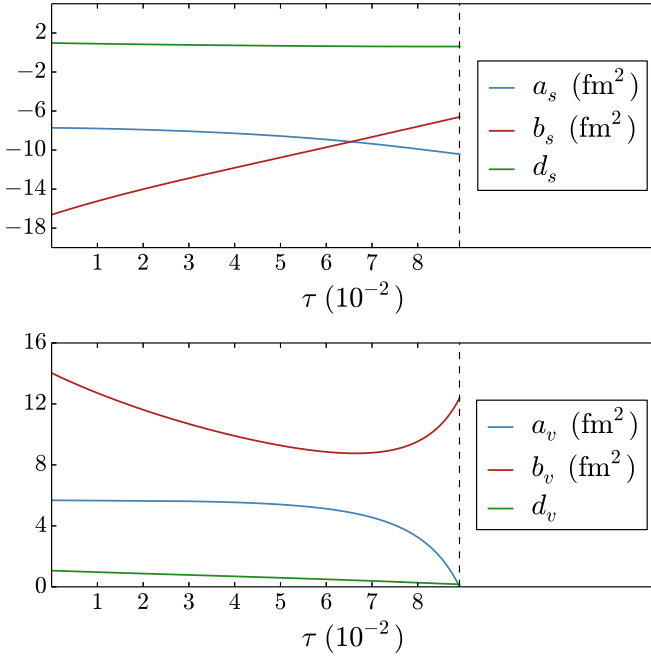


FIG. 6. Same as in the caption to Fig. 2 but for the functional defined by the six parameters in Eq. (17), and the eigendirection for the smallest eigenvalue of the Hessian matrix shown in Fig. 5.

the initial and final curves of the EoS (Fig. 8), one notices that the coupling functions at the boundary display a more pronounced difference from the initial ones when compared to the first iteration (cf. Fig. 4). The two corresponding EoS are identical and reproduce equally well the microscopic EoS in the interpolating region, as well as the value of the Dirac mass

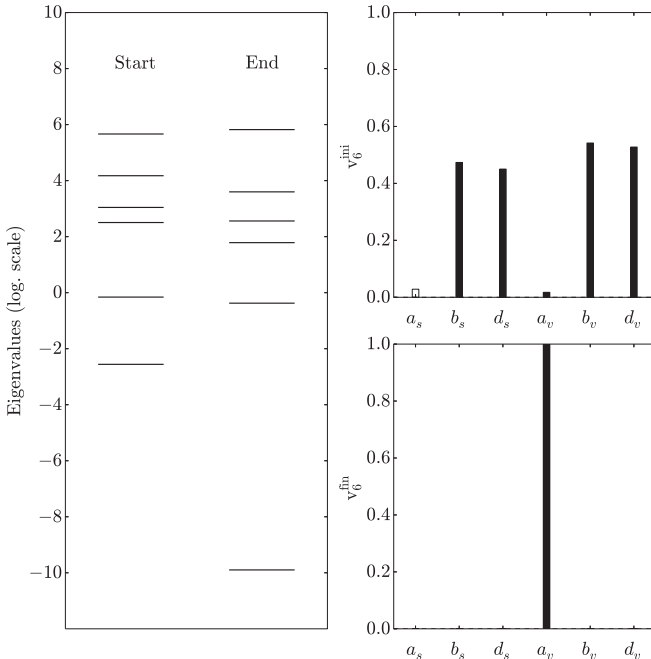


FIG. 7. Same as in the caption to Fig. 3 but for the functional with six isoscalar parameters defined by Eq. (17).

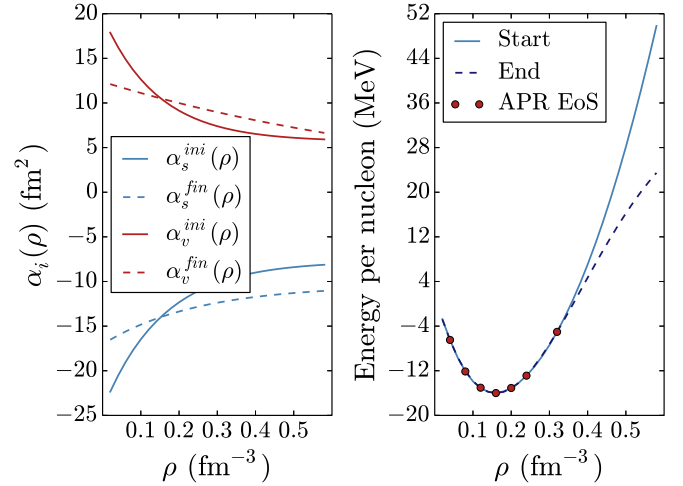


FIG. 8. Same as in the caption to Fig. 4 but for the functional with six isoscalar parameters defined by Eq. (17).

(cf. Table I), but start to differ in the region of extrapolation at higher density where no data have been specified.

The behavior of the parameters in the vector channel at the boundary (Fig. 6) suggests the following Taylor expansion for the vector coupling function in this limit:

$$\alpha_v(\rho) \approx a_v + b_v(1 - d_v x) = a_v + b_v - b_v d_v x = \tilde{a}_v + \tilde{b}_v x. \quad (18)$$

The parameters a_v and b_v display opposite asymptotic trends at the boundary, but the constraint on the vector coupling prevents a_v from taking negative values. In addition, because d_v becomes very small at the boundary and b_v asymptotically tends to large values, a single parameter $\tilde{b}_v = -b_v d_v$ can be used to parametrize the density dependence of the vector coupling function. Therefore, in the next iteration we start with a model determined by five parameters:

$$\alpha_s(\rho) = a_s + b_s e^{-d_s x}, \quad \text{and} \quad \alpha_v(\rho) = \tilde{a}_v + \tilde{b}_v x. \quad (19)$$

In the third iteration a similar behavior is observed for the parameters along the geodesic path determined by the initial best-fit parameters and the direction of the softest eigenvector, but now for the coupling function in the scalar channel of the functional. The parameter a_s tends to zero as the boundary of the model manifold is approached (the constraint prevents this parameter from becoming positive), while d_s becomes small but finite. Performing the Taylor expansion of the scalar function to first order in d_s , we take the limit $\alpha_s(\rho) = a_s + b_s e^{-d_s x} \approx a_s + b_s - b_s d_s x$, and the model can be reduced to the four-parameter functional form defined by the coupling functions:

$$\alpha_s(\rho) = \tilde{a}_s + \tilde{b}_s x \quad \text{and} \quad \alpha_v(\rho) = \tilde{a}_v + \tilde{b}_v x. \quad (20)$$

When this model is fitted to the microscopic EoS, the resulting eigenvalues and eigenvectors of the corresponding Hessian matrix are displayed in Fig. 9. We notice that the eigenvalues span five orders of magnitude, compared to ten for the original model with seven parameters. We could, nevertheless, try to reduce even this model and to that purpose

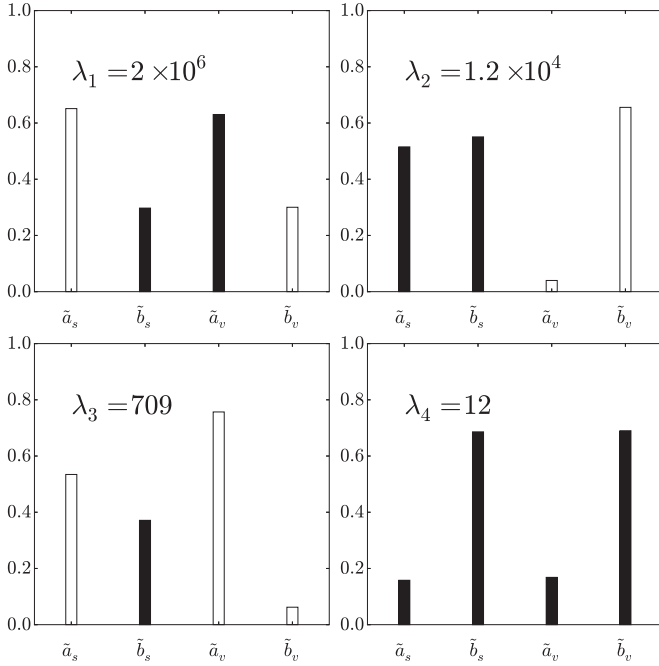


FIG. 9. Eigenvectors and eigenvalues of the 4×4 Hessian matrix of second derivatives \mathcal{M} of $\chi^2(\mathbf{p})$ at the best-fit point in symmetric nuclear matter for the functional defined by Eq. (20). The empty and filled bars indicate that the corresponding amplitudes contribute with opposite signs.

compute the geodesic in the direction of the softest eigenvector of the Hessian. The result for the corresponding coupling functions $\alpha_s(\rho)$ and $\alpha_v(\rho)$ and the initial and final curves of the EoS are shown in Fig. 10. In this case one notices a very pronounced difference between the initial best-fit point and the final point at the boundary, both for the couplings as well as for the EoS. The couplings get modified toward constant density-independent values, while the final EoS displays a saturation point at considerably higher density $>0.2 \text{ fm}^{-3}$, and it is also much stiffer. But this means that the model is

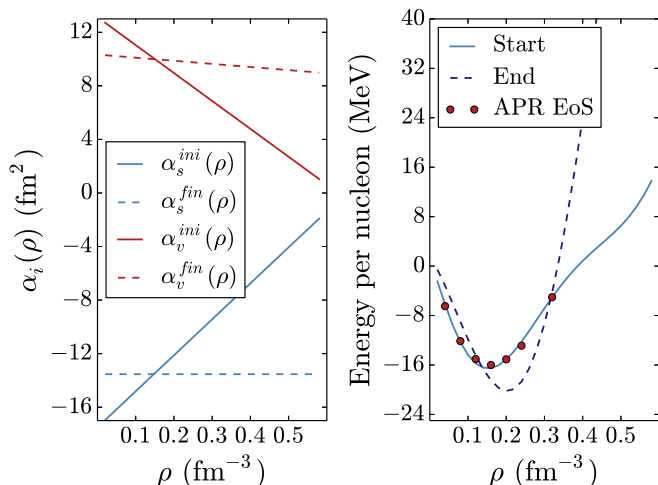


FIG. 10. Same as in the caption to Fig. 4 but for the functional with four parameters defined by Eq. (20).

actually very sensitive to parameter variations in the softest direction and, therefore, no longer sloppy. This can also be seen by considering the distance in the data space between the best-fit point and the data point, as measured by the square root of the cost function. In dimensionless units this distance is for the model with seven parameters 0.06, and it does not change when the model is reduced to six parameters. For the model with five parameters this distance is 0.11, but it increases to 0.93 when the number of parameter is reduced to 4. When we try to further reduce the model and parametrize it with only three parameters, the distance between the best-fit point and the data point jumps to 5.7, that is, two orders of magnitude more than in the case of six parameters. Obviously, as we reduce the complexity of the functional and the model becomes less sloppy, the least-square fit deteriorates, initially very little but at some point it becomes unacceptably large. Therefore, one must find a tradeoff between the sloppiness of the model that will lead to uncertain predictions when extrapolated to regions outside the interval of available data, and the agreement with data obtained in a least-squares fit.

We note that the functional considered here can, in fact, be further reduced to only two density-independent parameters in the isoscalar channel, and still produce an EoS that exhibits saturation at densities $\rho \approx 0.2 \text{ fm}^{-3}$. This is, of course, the well-known Walecka relativistic mean-field model [59,60] which, with just two parameters, in a covariant treatment of nuclear matter provides a distinction between scalar and four-vector nucleon self-energies, leading to a very natural saturation mechanism. However, as it has been known for a long time, without additional density-dependent or higher-order terms that phenomenologically take into account many-body in-medium correlations, the Walecka model cannot successfully describe ground-state properties of finite nuclei. In the present case, a model with only two parameters cannot reproduce the microscopic EoS represented by the pseudodata listed in Table I.

One can also consider the isovector channel of the functional [cf. Eq. (2)]. This channel is parametrized by the constants b_{tv} and d_{tv} , that can be adjusted to reproduce the corresponding microscopic EoS of neutron matter [58]. The binding energy of neutron matter is determined from the following expression:

$$\mathcal{E} = \frac{1}{\pi^2} \int_0^{p_{f,n}} \frac{p^4 dp}{(p^2 + M_D^2)^{1/2}} + M(\rho_{s,n} - \rho_n) + \frac{1}{2} \alpha_s \rho_{s,n}^2 + \frac{1}{2} \alpha_v \rho_n^2 + \frac{1}{2} \alpha_{tv} \rho_n^2, \quad (21)$$

where $\rho_{s,n}$ and ρ_n denote the scalar and vector (baryon) densities of pure neutron matter, respectively, and $p_{f,n}$ is the neutron Fermi momentum. The result is shown in Fig. 11, where we plot the EoS of neutron matter calculated with the relativistic density functional parametrized with five isoscalar and two isovector parameters. Of course, only the two isovector parameters are here specifically adjusted in a least-squares fit to the five pseudodata points that represent the microscopic EoS. A good agreement is obtained and, with only two parameters, of course the functional is not sloppy in the isovector channel.

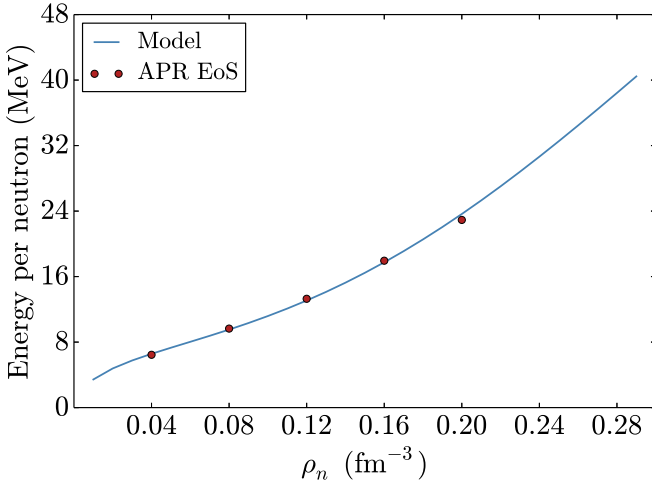


FIG. 11. Equation of state of neutron matter, calculated with the isovector channel of the functional DD-PC1 (solid) in comparison to the pseudodata that represent the microscopic EoS and are indicated by (red) circles.

V. SUMMARY AND OUTLOOK

Using concepts from information geometry we have analyzed the parameter sensitivity of a nuclear energy density functional representative of a large class of semiempirical functionals currently used in low-energy nuclear physics. In a semiempirical approach a general ansatz is usually adopted for the density dependence of the total energy of the nuclear system (infinite nuclear matter and finite nuclei). In a first step most of the parameters are adjusted to reproduce a microscopic EoS of symmetric and asymmetric (neutron) matter, while additional parameters corresponding to terms in the functional that do not contribute to infinite nuclear matter are directly fitted to selected data on finite nuclei. Depending on the number of parameters, semiempirical functionals have achieved a relatively high degree of accuracy in the description of ground-state properties, and have also been successfully employed in a number of beyond-mean-field methods, such as the generator coordinate method or the collective Hamiltonian. Concerning the predictive power of these functionals and the accuracy of extrapolations to regions where data are scarce or not available, however, the situation is far from being satisfactory.

Starting from the density functional form adopted for one of the standard relativistic EDFs, DD-PC1 [16], the sensitivity of the functional to parameter variations has been analyzed in a least-squares fit to a microscopic EoS of symmetric nuclear matter and neutron matter [58]. In the initial step we have optimized the seven parameters of the isoscalar channel of the functional to the EoS of symmetric nuclear matter, and shown that the Hessian matrix of second derivatives of the cost function at the best-fit point exhibits an exponential range of sensitivity to parameter modifications. The eigenvalues of the Hessian span ten orders of magnitude, ranging from stiff eigendirections in the parameter space that are tightly constrained by the set of pseudodata to soft eigendirections characterized by very small eigenvalues corresponding to linear combinations of bare parameters that are poorly determined by data.

By interpreting the space of model predictions as a manifold embedded in the Euclidean data space, with the parameters of the functional as coordinates on the manifold, we have explored the boundaries of the manifold using geodesic paths. Starting from the best-fit point, one constructs geodesics along the eigendirections of the Hessian of the cost function, and the arc length of the geodesics measures the manifold extension (width) in each of these directions. We have shown that the exponential distribution of model manifold widths in the directions of the eigenvectors of the Hessian is nearly identical to the distribution of the square roots of the corresponding eigenvalues (sensitivity). This is a distinctive signature of sloppy models [49,51,55–57], that is, complex models that can be adjusted to data but are only sensitive to a few stiff parameter combinations, while displaying an exponential decrease of sensitivity to variations of soft parameter combinations. In fact, this is a property shared by most nuclear energy density functionals that typically use ten or more parameters adjusted to empirical properties of nuclear matter and data on finite nuclei.

A sloppy multiparameter model can, of course, still be used to make predictions, but its sloppiness really points to an underlying model of lower effective dimension associated with the stiff parameters. The reduction of a sloppy model to lower dimension in parameter space is, however, a difficult problem and crucially depends on the selected data set. In the second part of this work we have employed the MBAM [51] to simplify and deduce the most effective functional form of the density-dependent coupling parameters of our model EDF. We have shown that MBAM can indeed be applied to systematically construct simpler nuclear density functionals of successively lower parameter space dimension. This is a relatively simple task in nuclear matter, because in this case all the derivatives of pseudo-observables with respect to parameters can be calculated analytically, but one must be careful not to oversimplify the functional to the point when it is no longer applicable to finite nuclei. We have also found that, as the sloppiness of the functional is successively reduced by eliminating soft parameter combinations, the distance in the data space between the best-fit point and the data point, measured by the square root of the cost function, increases progressively.

An interesting problem, therefore, is to find the right balance between the sloppiness of the functional and the level of agreement with data obtained by optimizing the parameters. As it has been shown in our illustrative example with DD-PC1, after a certain number of MBAM iterations the model becomes sensitive to parameter variations in the softest direction. Even though the model manifold might still be characterized by boundaries, namely, its dimension can in principle be further reduced, the resulting best-fit models do not achieve an acceptable agreement with the data point. This is quantified by a pronounced increase of the cost function $\chi^2(\mathbf{p}_0)$ for the optimized model with a reduced number of parameters. To construct a predictive model, therefore, it becomes more effective to include additional data in the nonlinear least-squares fit that correspond to observables O particularly sensitive to soft directions: $\partial O / \partial \xi_\alpha \gg 1$, where $\partial \xi_\alpha$ denotes the softest eigendirection in parameter space [cf. Eq. (8)]. Covariance analysis can then be used to identify the effect of new observables, quantify correlations between

different observables predicted by the model, and estimate uncertainties of model predictions [35–37]. The inclusion of additional uncorrelated observables in the calculation of the cost function can reduce the sloppiness of the model by stiffening formerly soft eigendirections in the parameter space and, therefore, improve the performance of the model when extrapolated to regions of the data space not included in parameter optimization.

This study presents an exploratory analysis that has demonstrated the applicability of methods of information geometry, and the MBAM in particular, to the construction and optimization of nuclear energy density functionals. It suggests that a viable strategy is to start with a very general ansatz for the functional form of the density dependence, derived or motivated by a microscopic many-body calculation, even if the resulting functional is manifestly sloppy. The complexity and the sloppiness of the functional can then be systematically reduced, with the successively smaller set of parameters optimized to both empirical properties of nuclear matter, e.g., the EoS, and to selected nuclear data. The latter will, of course, be very challenging computationally as the MBAM necessitates the calculation of both first and second derivatives of observables with respect to model parameters along geodesic paths on the model manifold. The important result is that, instead of *a priori* deciding on the form of the functional density dependence to be used in calculations of finite nuclei, and then optimizing the given set of parameters, by using the MBAM it becomes possible that the data that one wishes to describe determine the form of the functional. Ideally the final result should be a nonsloppy functional that contains only stiff combinations of parameters and can, therefore, be reliably extrapolated to regions where no data are available.

ACKNOWLEDGMENTS

We would like to thank M. K. Transtrum for helping us with the numerical implementation of the MBAM. This work has been supported in part by the Croatian Science Foundation—project “Structure and Dynamics of Exotic Femtosystems” (Grant No. IP-2014-09-9159) and by the QuantiXLie Centre of Excellence.

APPENDIX A: SYMMETRIC NUCLEAR MATTER

The expression that relates the baryon (vector) density of symmetric nuclear matter and the Fermi momentum reads

$$\rho = \frac{2}{3\pi^2} p_f^3. \quad (\text{A1})$$

The scalar and vector couplings are assumed to be functions of the baryon density and furthermore these functions are parametrized by the model parameters p_1, \dots, p_n in the scalar sector, and q_1, \dots, q_n in the vector sector: $\alpha_s = \alpha_s(p_1, \dots, p_n; \rho)$ and $\alpha_v = \alpha_v(q_1, \dots, q_n; \rho)$.

1. Derivatives of the Dirac mass

The Dirac mass is defined by the following relation:

$$M_D = M + \alpha_s(p_1, \dots, p_n; \rho_B)\rho_s, \quad (\text{A2})$$

with the scalar density

$$\rho_s = \frac{2M_D}{\pi^2} \int_0^{p_f} \frac{p^2 dp}{\sqrt{M_D^2 + p^2}}. \quad (\text{A3})$$

The derivative of the Dirac mass with respect to the parameter p_i reads

$$\begin{aligned} \frac{\partial M_D}{\partial p_i} &= \frac{\partial \alpha_s}{\partial p_i} + \alpha_s \frac{\partial \rho_s}{\partial M_D} \frac{\partial M_D}{\partial p_i} \implies \frac{\partial M_D}{\partial p_i} \\ &= \frac{\partial \alpha_s}{\partial p_i} \frac{1}{1 - \alpha_s \frac{\partial \rho_s}{\partial M_D}}, \end{aligned} \quad (\text{A4})$$

and the derivative of the scalar density with respect to the Dirac mass reads

$$\frac{\partial \rho_s}{\partial M_D} = \frac{\rho_s}{M_D} - \frac{2M_D^2}{\pi^2} \int_0^{p_f} \frac{p^2 dp}{(p^2 + M_D^2)^{3/2}}. \quad (\text{A5})$$

The second derivative of the Dirac mass with respect to the parameters p_i and p_j is calculated from the expression

$$\begin{aligned} \frac{\partial^2 M_D}{\partial p_i \partial p_j} &= \frac{\partial}{\partial p_j} \frac{\partial \alpha_s}{\partial p_i} \frac{1}{1 - \alpha_s \frac{\partial \rho_s}{\partial M_D}} \\ &= \frac{\partial^2 \alpha_s}{\partial p_i \partial p_j} \frac{1}{1 - \alpha_s \frac{\partial \rho_s}{\partial M_D}} + \frac{\partial \alpha_s}{\partial p_i} \frac{1}{\left(1 - \alpha_s \frac{\partial \rho_s}{\partial M_D}\right)^2} \\ &\quad \times \left(\frac{\partial \alpha_s}{\partial p_j} \frac{\partial \rho_s}{\partial M_D} + \alpha_s \frac{\partial^2 \rho_s}{\partial M_D^2} \frac{\partial M_D}{\partial p_j} \right), \end{aligned} \quad (\text{A6})$$

and correspondingly the second derivative of the scalar density with respect to the Dirac mass reads

$$\begin{aligned} \frac{\partial^2 \rho_s}{\partial M_D^2} &= \frac{\partial \rho_s}{\partial M_D} \frac{1}{M_D} - \frac{\rho_s}{M_D^2} - \frac{4M_D}{\pi^2} \int_0^{p_f} \frac{p^2 dp}{(p^2 + M_D^2)^{3/2}} \\ &\quad + \frac{6M_D^3}{\pi^2} \int_0^{p_f} \frac{p^2 dp}{(p^2 + M_D^2)^{5/2}}. \end{aligned} \quad (\text{A7})$$

2. Derivatives of the binding energy

The binding energy of symmetric nuclear matter is determined by the relation

$$\begin{aligned} \mathcal{E} &= \frac{2}{\pi^2} \int_0^{p_f} \frac{p^4 dp}{(p^2 + M_D^2)^{1/2}} \\ &\quad + M(\rho_s - \rho) + \frac{1}{2} \alpha_s \rho_s^2 + \frac{1}{2} \alpha_v \rho^2, \end{aligned} \quad (\text{A8})$$

where p_f denotes the Fermi momentum. The vector coupling $\alpha_v(q_1, \dots, q_n; \rho)$ appears only in the last term and, therefore, this will be the only term that contributes to the derivatives with respect to the parameters q_i :

$$\frac{\partial \mathcal{E}}{\partial q_i} = \frac{1}{2} \frac{\partial \alpha_v}{\partial q_i} \rho^2, \quad \frac{\partial^2 \mathcal{E}}{\partial q_i \partial q_j} = \frac{1}{2} \frac{\partial^2 \alpha_v}{\partial q_i \partial q_j} \rho^2. \quad (\text{A9})$$

The scalar coupling, on the other hand, appears in all terms with the Dirac mass or the scalar density. The derivatives of the binding energy with respect to the parameters p_i read

$$\frac{\partial \mathcal{E}}{\partial p_i} = \left(-\frac{2M_D}{\pi^2} \int_0^{p_f} \frac{p^4 dp}{(p^2 + M_D^2)^{3/2}} + M \frac{\partial \rho_s}{\partial M_D} + \alpha_s \rho_s \frac{\partial \rho_s}{\partial M_D} \right) \frac{\partial M_D}{\partial p_i} + \frac{1}{2} \frac{\partial \alpha_s}{\partial p_i}, \quad (\text{A10})$$

where $\partial \rho_s / \partial M_D$ and $\partial M_D / \partial p_i$ are given in Eqs. (A5) and (A4). Although second derivatives of the binding energy with respect to the parameters p_i are more involved, all the necessary expressions can still be calculated analytically:

$$\begin{aligned} \frac{\partial^2 \mathcal{E}}{\partial p_i \partial p_j} = & \left[\frac{2}{\pi^2} \int_0^{p_f} \frac{p^4 (2M_D^2 - p^2) dp}{(p^2 + M_D^2)^{3/2}} + M_D \frac{\partial^2 \rho_s}{\partial M_D^2} + \alpha_s \left(\frac{\partial \rho_s}{\partial M_D} \right)^2 \right] \frac{\partial M_D}{\partial p_i} \frac{\partial M_D}{\partial p_j} \\ & + \left(-\frac{2M_D}{\pi^2} \int_0^{p_f} \frac{p^4 dp}{(p^2 + M_D^2)^{3/2}} + M \frac{\partial \rho_s}{\partial M_D} + \alpha_s \rho_s \frac{\partial \rho_s}{\partial M_D} \right) \frac{\partial^2 M_D}{\partial p_i \partial p_j} + \rho_s \frac{\partial \rho_s}{\partial M_D} \frac{\partial \alpha_s}{\partial p_j} \frac{\partial M_D}{\partial p_i} + \frac{1}{2} \frac{\partial^2 \alpha_s}{\partial p_i \partial p_j}, \end{aligned} \quad (\text{A11})$$

and we note that the mixed derivatives identically vanish:

$$\frac{\partial^2 \mathcal{E}}{\partial p_i \partial q_j} = 0. \quad (\text{A12})$$

APPENDIX B: SOLUTION OF THE GEODESIC EQUATION

We illustrate the method for integrating the geodesic equation (16) by using the model with seven isoscalar parameters defined in Eq. (2), which corresponds to the first iteration in the reduction of our initial functional (cf. Figs. 1–4). The original parameters are initially transformed as follows:

$$\begin{aligned} a_s &= a_{s,bf} e^{-p_{a_s}}, & b_s &= b_{s,bf} e^{-p_{b_s}}, \\ c_s &= c_{s,bf} e^{-p_{c_s}}, & d_s &= d_{s,bf} e^{-p_{d_s}}, \\ a_v &= a_{v,bf} e^{-p_{a_v}}, & b_v &= b_{v,bf} e^{-p_{b_v}}, & d_v &= d_{v,bf} e^{-p_{d_v}}, \end{aligned} \quad (\text{B1})$$

where $a_{i,bf}$, $b_{i,bf}$, $c_{i,bf}$, and $d_{i,bf}$ denote the parameter values at the best-fit point. This transformation ensures that (a) all parameters in the geodesic equation are dimensionless, and (b) the exponential form prevents the coupling functions $\alpha_s(\rho) < 0$ and $\alpha_v(\rho) > 0$ to change sign along the geodesic path, so that the scalar mean-field potential remains attractive and the vector mean-field repulsive for all allowed parameter values.

The geodesic equation corresponds to a set of coupled ordinary differential equations:

$$\ddot{p}_\mu + \sum_{\alpha\beta} \Gamma_{\alpha\beta}^\mu \dot{p}_\alpha \dot{p}_\beta = 0, \quad (\text{B2})$$

where $\Gamma_{\alpha\beta}^\mu$ are the connection coefficients defined in Eq. (15), and the dot refers to differentiation with respect to the affine parametrization τ of the geodesic. The number of equations corresponds to the number of model parameters.

As the initial values the best-fit point parameters are used, and this means that the parameters p_μ in Eqs. (B1) and (B2) are set to zero at the initial point:

$$p_\mu(0) = 0, \quad \mu \in \{a_s, b_s, c_s, d_s, a_v, b_v, d_v\}. \quad (\text{B3})$$

The components of the initial velocity are determined by the amplitudes that correspond to the softest eigenvector of the

Hessian matrix ($\mathcal{M} = \mathcal{A} \mathcal{D} \mathcal{A}^T$) of the cost function at the best-fit point:

$$\dot{p}_\mu(0) \sim \mathcal{A}_\mu^{\text{softest}}. \quad (\text{B4})$$

The overall normalization factor is chosen so that the data space norm of the velocity vector equals 1:

$$\sum_{\mu,\nu} g_{\mu\nu} \dot{p}_\mu(0) \dot{p}_\nu(0) = 1, \quad (\text{B5})$$

where $g_{\mu\nu}$ denotes the metric tensor (FIM). Because the eigenvector is defined up to an overall phase, Eqs. (B4) and (B5) still allow one to choose one of the two directions for the initial velocity. Here we follow the prescription of Ref. [51] (see supplemental material in that reference), and select the direction in which the parameter space norm of the velocity vector ($\sum_\mu \dot{p}_\mu^2$) increases. We also note that selecting the opposite direction of integration just leads to the opposing boundary of the manifold. In this particular case, choosing the opposite direction of integration would lead to the boundary on which the limit of the model is $\alpha_v(\rho) = \tilde{a}_v + \tilde{b}_v x$, and this would simply reverse the first and second iterations.

The geodesic equation is integrated up to the manifold boundary which is identified by monitoring the eigenvalues of the metric tensor. Since the data space norm of the velocity remains constant (in our case 1) along the geodesic curve, the length of the traversed path in the data space equals the maximal value of the parameter τ . After the solution of the geodesic equation has been obtained, the dimensionless parameters p_μ can be transformed back to the original set a_s , b_s , c_s , d_s , a_v , b_v , and d_v , and their limiting behavior at the manifold boundary analyzed.

- [1] J. E. Drut, R. J. Furnstahl, and L. Platter, *Prog. Part. Nucl. Phys.* **64**, 120 (2010).
- [2] N. Kaiser and W. Weise, *Nucl. Phys. A* **836**, 256 (2010).
- [3] B. Gebremariam, T. Duguet, and S. K. Bogner, *Phys. Rev. C* **82**, 014305 (2010).
- [4] M. Stoitsov, M. Kortelainen, S. K. Bogner, T. Duguet, R. J. Furnstahl, B. Gebremariam, and N. Schunck, *Phys. Rev. C* **82**, 054307 (2010).
- [5] J. W. Holt, N. Kaiser, and W. Weise, *Eur. Phys. J. A* **47**, 128 (2011).
- [6] S. K. Bogner, R. J. Furnstahl, H. Hergert, M. Kortelainen, P. Maris, M. Stoitsov, and J. P. Vary, *Phys. Rev. C* **84**, 044306 (2011).
- [7] S. Gandolfi, J. Carlson, and S. C. Pieper, *Phys. Rev. Lett.* **106**, 012501 (2011).
- [8] J. Dobaczewski, K. Bennaceur, and F. Raimondi, *J. Phys. G* **39**, 125103 (2012).
- [9] J. W. Holt, N. Kaiser, and W. Weise, *Prog. Part. Nucl. Phys.* **73**, 35 (2013).
- [10] J. Dobaczewski, *J. Phys. G* **43**, 04LT01 (2016).
- [11] S. Typel and H. H. Wolter, *Nucl. Phys. A* **656**, 331 (1999).
- [12] P. Finelli, N. Kaiser, D. Vretenar, and W. Weise, *Nucl. Phys. A* **735**, 449 (2004).
- [13] P. Finelli, N. Kaiser, D. Vretenar, and W. Weise, *Nucl. Phys. A* **770**, 1 (2006).
- [14] M. Baldo, P. Schuck, and X. Viñas, *Phys. Lett. B* **663**, 390 (2008).
- [15] M. Baldo, L. M. Robledo, P. Schuck, and X. Viñas, *Phys. Rev. C* **87**, 064305 (2013).
- [16] T. Nikšić, D. Vretenar, and P. Ring, *Phys. Rev. C* **78**, 034318 (2008).
- [17] T. Nikšić, D. Vretenar, and P. Ring, *Prog. Part. Nucl. Phys.* **66**, 519 (2011).
- [18] M. Kortelainen, T. Lesinski, J. More, W. Nazarewicz, J. Sarich, N. Schunck, M. V. Stoitsov, and S. Wild, *Phys. Rev. C* **82**, 024313 (2010).
- [19] M. Kortelainen, J. McDonnell, W. Nazarewicz, P.-G. Reinhard, J. Sarich, N. Schunck, M. V. Stoitsov, and S. M. Wild, *Phys. Rev. C* **85**, 024304 (2012).
- [20] M. Kortelainen, J. McDonnell, W. Nazarewicz, E. Olsen, P.-G. Reinhard, J. Sarich, N. Schunck, S. M. Wild, D. Davesne, J. Erler, and A. Pastore, *Phys. Rev. C* **89**, 054314 (2014).
- [21] A. Bulgac, M. McNeil Forbes, and Shi Jin, *arXiv:1506.09195*.
- [22] M. Bender, P.-H. Heenen, and P.-G. Reinhard, *Rev. Mod. Phys.* **75**, 121 (2003).
- [23] J. R. Stone and P.-G. Reinhard, *Prog. Part. Nucl. Phys.* **58**, 587 (2007).
- [24] J. Erler, P. Klüpfel, and P.-G. Reinhard, *J. Phys. G* **38**, 033101 (2011).
- [25] S. Goriely, N. Chamel, and J. M. Pearson, *Phys. Rev. Lett.* **102**, 152503 (2009).
- [26] S. Goriely, N. Chamel, and J. M. Pearson, *Phys. Rev. C* **88**, 061302 (2013).
- [27] J.-F. Berger, M. Girod, and D. Gogny, *Nucl. Phys. A* **502**, 85 (1989).
- [28] J.-F. Berger, M. Girod, and D. Gogny, *Comput. Phys. Commun.* **63**, 365 (1991).
- [29] F. Chappert, M. Girod, and S. Hilaire, *Phys. Lett. B* **668**, 420 (2008).
- [30] S. Goriely, S. Hilaire, M. Girod, and S. Péru, *Phys. Rev. Lett.* **102**, 242501 (2009).
- [31] F. Chappert, N. Pillet, M. Girod, and J.-F. Berger, *Phys. Rev. C* **91**, 034312 (2015).
- [32] *Extended Density Functionals in Nuclear Structure Physics*, Lecture Notes in Physics Vol. 641, edited by G. A. Lalazissis, P. Ring, and D. Vretenar (Springer, Heidelberg, 2004).
- [33] D. Vretenar, A. V. Afanasjev, G. A. Lalazissis, and P. Ring, *Phys. Rep.* **409**, 101 (2005).
- [34] *Relativistic Density Functional for Nuclear Structure*, International Review of Nuclear Physics Vol. 10, edited by Jie Meng (World Scientific, Singapore, 2016).
- [35] J. Dobaczewski, W. Nazarewicz, and P.-G. Reinhard, *J. Phys. G* **41**, 074001 (2014).
- [36] P.-G. Reinhard and W. Nazarewicz, *Phys. Rev. C* **81**, 051303 (2010).
- [37] F. J. Fattoyev and J. Piekarewicz, *Phys. Rev. C* **84**, 064302 (2011).
- [38] Y. Gao, J. Dobaczewski, M. Kortelainen, J. Toivanen, and D. Tarpanov, *Phys. Rev. C* **87**, 034324 (2013).
- [39] W.-C. Chen and J. Piekarewicz, *Phys. Rev. C* **90**, 044305 (2014).
- [40] S. Goriely and R. Capote, *Phys. Rev. C* **89**, 054318 (2014).
- [41] J. Piekarewicz, W.-C. Chen, and F. J. Fattoyev, *J. Phys. G* **42**, 034018 (2015).
- [42] J. Erler and P.-G. Reinhard, *J. Phys. G* **42**, 034026 (2015).
- [43] T. Nikšić, N. Paar, P.-G. Reinhard, and D. Vretenar, *J. Phys. G* **42**, 034008 (2015).
- [44] N. Schunck, J. D. McDonnell, J. Sarich, S. M. Wild, and D. Higdon, *J. Phys. G* **42**, 034024 (2015).
- [45] N. Schunck, J. D. McDonnell, D. Higdon, J. Sarich, and S. M. Wild, *Eur. Phys. J. A* **51**, 169 (2015).
- [46] P.-G. Reinhard, *Phys. Scr.* **91**, 023002 (2016).
- [47] R. Utama, J. Piekarewicz, and H. B. Prosper, *Phys. Rev. C* **93**, 014311 (2016).
- [48] B. B. Machta, R. Chachra, M. K. Transtrum, and J. P. Sethna, *Science* **342**, 604 (2013).
- [49] M. K. Transtrum, B. B. Machta, K. S. Brown, B. C. Daniels, C. R. Myers, and J. P. Sethna, *J. Chem. Phys.* **143**, 010901 (2015).
- [50] M. Buchanan, *Nat. Phys.* **11**, 296 (2015).
- [51] M. K. Transtrum and P. Qiu, *Phys. Rev. Lett.* **113**, 098701 (2014).
- [52] Z. P. Li, T. Nikšić, and D. Vretenar, *J. Phys. G* **43**, 024005 (2016).
- [53] K. S. Brown and J. P. Sethna, *Phys. Rev. E* **68**, 021904 (2003).
- [54] J. J. Waterfall, F. P. Casey, R. N. Gutenkunst, K. S. Brown, C. R. Myers, P. W. Brouwer, V. Elser, and J. P. Sethna, *Phys. Rev. Lett.* **97**, 150601 (2006).
- [55] R. N. Gutenkunst, J. J. Waterfall, F. P. Casey, K. S. Brown, C. R. Myers, and J. P. Sethna, *PLoS Comput. Biol.* **3**(10), e189 (2007).
- [56] M. K. Transtrum, B. B. Machta, and J. P. Sethna, *Phys. Rev. Lett.* **104**, 060201 (2010).
- [57] M. K. Transtrum, B. B. Machta, and J. P. Sethna, *Phys. Rev. E* **83**, 036701 (2011).
- [58] A. Akmal, V. R. Pandharipande, and D. G. Ravenhall, *Phys. Rev. C* **58**, 1804 (1998).
- [59] B. D. Serot and J. D. Walecka, *Adv. Nucl. Phys.* **16**, 1 (1986).
- [60] B. D. Serot and J. D. Walecka, *Int. J. Mod. Phys. E* **6**, 515 (1997).