

Measurements of $e^{+}e^{-}$ pairs from open heavy flavor in $p + p$ and $d + A$ collisions at $\sqrt{s_{NN}} = 200$ GeV

Adare, A.; ...; Dumancic, Mirta; ...; Makek, Mihael; ...; Zou, L.

Source / Izvornik: **Physical Review C**, 2017, 96

Journal article, Published version

Rad u časopisu, Objavljena verzija rada (izdavačev PDF)

<https://doi.org/10.1103/PhysRevC.96.024907>

Permanent link / Trajna poveznica: <https://urn.nsk.hr/urn:nbn:hr:217:449973>

Rights / Prava: [In copyright](#) / [Zaštićeno autorskim pravom.](#)

Download date / Datum preuzimanja: **2025-03-26**



Repository / Repozitorij:

[Repository of the Faculty of Science - University of Zagreb](#)



Measurements of e^+e^- pairs from open heavy flavor in $p + p$ and $d + A$ collisions at $\sqrt{s_{NN}} = 200$ GeV

A. Adare,¹⁴ S. Afanasiev,³³ C. Aidala,^{46,47} N. N. Ajitanand,^{67,†} Y. Akiba,^{61,62,*} H. Al-Bataineh,⁵⁵ J. Alexander,⁶⁷ M. Alfred,²⁶
 K. Aoki,^{35,38,61} N. Apadula,^{31,68} L. Aphecetche,⁶⁹ J. Asai,⁶¹ E. T. Atomssa,³⁹ R. Averbeck,⁶⁸ T. C. Awes,⁵⁷ C. Ayuso,⁴⁷
 B. Azmoun,⁸ V. Babintsev,²⁷ A. Bagoly,¹⁹ M. Bai,⁷ G. Baksay,²² L. Baksay,²² A. Baldisseri,¹⁷ K. N. Barish,⁹ P. D. Barnes,^{42,†}
 B. Bassalleck,⁵⁴ A. T. Basye,¹ S. Bathe,^{6,9,62} S. Batsouli,⁵⁷ V. Baublis,⁶⁰ C. Baumann,⁴⁸ A. Bazilevsky,⁸ S. Belikov,^{8,†}
 R. Belmont,^{14,73} R. Bennett,⁶⁸ A. Berdnikov,⁶⁴ Y. Berdnikov,⁶⁴ A. A. Bickley,¹⁴ D. S. Blau,³⁷ M. Boer,⁴² J. G. Boissevain,⁴²
 J. S. Bok,⁵⁵ H. Borel,¹⁷ K. Boyle,^{62,68} M. L. Brooks,⁴² J. Bryslawskyj,^{6,9} H. Buesching,⁸ V. Bumazhnov,²⁷ G. Bunce,^{8,62}
 C. Butler,²⁴ S. Butsyk,⁴² C. M. Camacho,⁴² S. Campbell,^{15,68} V. Canoa Roman,⁶⁸ B. S. Chang,⁷⁷ W. C. Chang,² J.-L. Charvet,¹⁷
 S. Chernichenko,²⁷ C. Y. Chi,¹⁵ M. Chiu,^{8,28} I. J. Choi,^{28,77} R. K. Choudhury,⁵ T. Chujo,⁷² P. Chung,⁶⁷ A. Churn,²⁷
 V. Cianciolo,⁵⁷ Z. Citron,^{68,75} B. A. Cole,¹⁵ M. Connors,^{24,62,68} P. Constantin,⁴² M. Csanád,¹⁹ T. Csörgő,^{20,76} T. Dahms,⁶⁸
 S. Dairaku,^{38,61} T. W. Danley,⁵⁶ K. Das,²³ G. David,⁸ K. DeBlasio,⁵⁴ K. Dehmelt,^{22,68} A. Denisov,²⁷ D. d'Enterria,³⁹
 A. Deshpande,^{62,68} E. J. Desmond,⁸ O. Dietzsch,⁶⁵ A. Dion,⁶⁸ J. H. Do,⁷⁷ M. Donadelli,⁶⁵ O. Drapier,³⁹ A. Drees,⁶⁸
 K. A. Drees,⁷ A. K. Dubey,⁷⁵ M. Dumancic,⁷⁵ J. M. Durham,^{42,68} A. Durum,²⁷ D. Dutta,⁵ V. Dzordzhadze,⁹
 Y. V. Efremenko,⁵⁷ T. Elder,²⁴ F. Ellinghaus,¹⁴ T. Engelmores,¹⁵ A. Enokizono,^{41,61,63} H. En'yo,^{61,62} S. Esumi,⁷² K. O. Eyser,^{8,9}
 B. Fadem,⁴⁹ W. Fan,⁶⁸ N. Feege,⁶⁸ D. E. Fields,^{54,62} M. Finger,¹⁰ M. Finger, Jr.,¹⁰ F. Fleuret,³⁹ S. L. Fokin,³⁷ Z. Fraenkel,^{75,†}
 J. E. Frantz,^{56,68} A. Franz,⁸ A. D. Frawley,²³ K. Fujiwara,⁶¹ Y. Fukao,^{38,61} Y. Fukuda,⁷² T. Fusayasu,⁵¹ C. Gal,⁶⁸
 I. Garishvili,^{41,70} H. Ge,⁶⁸ A. Glenn,^{14,41} H. Gong,⁶⁸ M. Gonin,³⁹ J. Gosset,¹⁷ Y. Goto,^{61,62} R. Granier de Cassagnac,³⁹
 N. Grau,^{3,15} S. V. Greene,⁷³ M. Grosse Perdekamp,^{28,62} T. Gunji,¹³ H.-Å. Gustafsson,^{44,†} T. Hachiya,^{25,62} A. Hadj Henni,⁶⁹
 J. S. Haggerty,⁸ K. I. Hahn,²¹ H. Hamagaki,¹³ R. Han,⁵⁹ S. Y. Han,²¹ E. P. Hartouni,⁴¹ K. Haruna,²⁵ S. Hasegawa,³²
 T. O. S. Haseler,²⁴ E. Haslum,⁴⁴ R. Hayano,¹³ X. He,²⁴ M. Heffner,⁴¹ T. K. Hemmick,⁶⁸ T. Hester,⁹ J. C. Hill,³¹ K. Hill,¹⁴
 M. Hohlmann,²² W. Holzmann,⁶⁷ K. Homma,²⁵ B. Hong,³⁶ T. Horaguchi,^{13,61,71} D. Hornback,⁷⁰ T. Hoshino,²⁵ N. Hotvedt,³¹
 J. Huang,⁸ S. Huang,⁷³ T. Ichihara,^{61,62} R. Ichimiya,⁶¹ H. Inuma,^{38,61} Y. Ikeda,⁷² K. Imai,^{32,38,61} J. Imrek,¹⁸ M. Inaba,⁷²
 D. Isenhowe,¹ M. Ishihara,⁶¹ T. Isobe,^{13,61} M. Issah,⁶⁷ A. Isupov,³³ Y. Ito,⁵² D. Ivanishchev,⁶⁰ B. V. Jacak,⁶⁸ Z. Ji,⁶⁸
 J. Jia,^{8,15,67} J. Jin,¹⁵ B. M. Johnson,^{8,24} K. S. Joo,⁵⁰ V. Jorjadze,⁶⁸ D. Jouan,⁵⁸ D. S. Jumper,^{1,28} F. Kajihara,¹³ S. Kametani,⁶¹
 N. Kamihara,⁶² J. Kamin,⁶⁸ J. H. Kang,⁷⁷ D. Kapukchyan,⁹ J. Kapustinsky,⁴² S. Karthas,⁶⁸ D. Kawall,^{46,62} A. V. Kazantsev,³⁷
 T. Kempel,³¹ V. Khachatryan,⁶⁸ A. Khanzadeev,⁶⁰ K. M. Kijima,²⁵ J. Kikuchi,⁷⁴ B. I. Kim,³⁶ C. Kim,^{9,36} D. H. Kim,⁵⁰
 D. J. Kim,^{34,77} E. Kim,⁶⁶ E.-J. Kim,¹¹ M. Kim,⁶⁶ M. H. Kim,³⁶ S. H. Kim,⁷⁷ D. Kincses,¹⁹ E. Kinney,¹⁴ K. Kiriluk,¹⁴ Á. Kiss,¹⁹
 E. Kistenev,⁸ J. Klay,⁴¹ C. Klein-Boesing,⁴⁸ T. Koblesky,¹⁴ L. Kochenda,⁶⁰ B. Komkov,⁶⁰ M. Konno,⁷² J. Koster,²⁸
 D. Kotov,^{60,64} A. Kozlov,⁷⁵ A. Král,¹⁶ A. Kravitz,¹⁵ S. Kudo,⁷² G. J. Kunde,⁴² K. Kurita,^{61,63} M. Kurosawa,^{61,62} M. J. Kweon,³⁶
 Y. Kwon,^{70,77} G. S. Kyle,⁵⁵ R. Lacey,⁶⁷ Y. S. Lai,¹⁵ J. G. Lajoie,³¹ E. O. Lallow,⁴⁹ D. Layton,²⁸ A. Lebedev,³¹ D. M. Lee,⁴²
 K. B. Lee,³⁶ T. Lee,⁶⁶ M. J. Leitch,⁴² M. A. L. Leite,⁶⁵ B. Lenzi,⁶⁵ Y. H. Leung,⁶⁸ N. A. Lewis,⁴⁷ X. Li,¹² X. Li,⁴² P. Liebing,⁶²
 S. H. Lim,^{42,77} T. Liška,¹⁶ A. Litvinenko,³³ H. Liu,⁵⁵ L. D. Liu,⁵⁹ M. X. Liu,⁴² V.-R. Loggins,²⁸ S. Lokos,¹⁹ B. Love,⁷³
 D. Lynch,⁸ C. F. Maguire,⁷³ T. Majoros,¹⁸ Y. I. Makdisi,⁷ M. Makek,⁷⁸ A. Malakhov,³³ M. D. Malik,⁵⁴ V. I. Manko,³⁷
 E. Mannel,^{8,15} Y. Mao,^{59,61} L. Mašek,^{10,30} H. Masui,⁷² F. Matathias,¹⁵ M. McCumber,^{42,68} P. L. McGaughey,⁴²
 D. McGlinchey,¹⁴ N. Means,⁶⁸ B. Meredith,²⁸ Y. Miao,⁷² A. C. Mignerey,⁴⁵ D. E. Mihalik,⁶⁸ P. Mikeš,³⁰ K. Miki,⁷²
 A. Milov,^{8,75} M. Mishra,⁴ J. T. Mitchell,⁸ G. Mitsuoka,⁶² A. K. Mohanty,⁵ T. Moon,⁷⁷ Y. Morino,¹³ A. Morreale,⁹
 D. P. Morrison,⁸ S. I. M. Morrow,⁷³ T. V. Moukhanova,³⁷ D. Mukhopadhyay,⁷³ T. Murakami,^{38,61} J. Murata,^{61,63} K. Nagai,⁷¹
 S. Nagamiya,^{35,61} K. Nagashima,²⁵ T. Nagashima,⁶³ J. L. Nagle,¹⁴ M. Naglis,⁷⁵ M. I. Nagy,¹⁹ I. Nakagawa,^{61,62}
 H. Nakagomi,^{61,72} Y. Nakamiya,²⁵ T. Nakamura,²⁵ K. Nakano,^{61,71} C. Nattrass,⁷⁰ J. Newby,⁴¹ M. Nguyen,⁶⁸ T. Niida,⁷²
 R. Nouicer,^{8,62} T. Novák,^{20,76} N. Novitzky,⁶⁸ R. Novotny,¹⁶ A. S. Nyanin,³⁷ E. O'Brien,⁸ S. X. Oda,¹³ C. A. Ogilvie,³¹
 M. Oka,⁷² K. Okada,⁶² Y. Onuki,⁶¹ J. D. Orjuela Koop,¹⁴ J. D. Osborn,⁴⁷ A. Oskarsson,⁴⁴ M. Ouchida,²⁵ K. Ozawa,^{13,35,72}
 R. Pak,⁸ A. P. T. Palounek,⁴² V. Pantuev,^{29,68} V. Papavassiliou,⁵⁵ J. Park,⁶⁶ J. S. Park,⁶⁶ S. Park,^{61,66,68} W. J. Park,³⁶ S. F. Pate,⁵⁵
 M. Patel,³¹ H. Pei,³¹ J.-C. Peng,²⁸ W. Peng,⁷³ H. Pereira,¹⁷ D. V. Perepelitsa,^{8,14} G. D. N. Perera,⁵⁵ V. Peresedov,³³
 D. Yu. Peressoukko,³⁷ C. E. PerezLara,⁶⁸ R. Petti,^{8,68} M. Phipps,^{8,28} C. Pinkenburg,⁸ A. Pun,⁵⁶ M. L. Purschke,⁸ A. K. Purwar,⁴²
 H. Qu,²⁴ P. V. Radzevich,⁶⁴ J. Rak,^{34,54} A. Rakotozafindrabe,³⁹ I. Ravinovich,⁷⁵ K. F. Read,^{57,70} S. Rembeczki,²² K. Reygers,⁴⁸
 V. Riabov,^{53,60} Y. Riabov,^{60,64} D. Richford,⁶ T. Rinn,³¹ D. Roach,⁷³ G. Roche,^{43,†} S. D. Rolnick,⁹ M. Rosati,³¹
 S. S. E. Rosendahl,⁴⁴ P. Rosnet,⁴³ Z. Rowan,⁶ P. Rukoyatkin,³³ J. Runchey,³¹ P. Ružička,³⁰ V. L. Rykov,⁶¹ B. Sahlmueller,^{48,68}
 N. Saito,^{35,38,61,62} T. Sakaguchi,⁸ S. Sakai,⁷² K. Sakashita,^{61,71} H. Sako,³² V. Samsonov,^{53,60} M. Sarsour,²⁴ K. Sato,⁷²
 S. Sato,^{32,35} T. Sato,⁷² S. Sawada,³⁵ B. Schaefer,⁷³ B. K. Schmoll,⁷⁰ B. K. Schmoll,⁷⁰ K. Sedgwick,⁹ J. Seele,¹⁴ R. Seidl,^{28,61,62}
 A. Yu. Semenov,³¹ V. Semenov,^{27,29} A. Sen,^{31,70} R. Seto,⁹ A. Sexton,⁴⁵ D. Sharma,^{68,75} I. Shein,²⁷ T.-A. Shibata,^{61,71}
 K. Shigaki,²⁵ M. Shimomura,^{31,52,72} K. Shoji,^{38,61} P. Shukla,⁵ A. Sickles,^{8,28} C. L. Silva,^{42,65} D. Silvermyr,^{44,57} C. Silvestre,¹⁷
 K. S. Sim,³⁶ B. K. Singh,⁴ C. P. Singh,⁴ V. Singh,⁴ M. J. Skoby,¹⁷ M. Slunečka,¹⁰ K. L. Smith,²³ A. Soldatov,²⁷ R. A. Soltz,⁴¹
 W. E. Sondheim,⁴² S. P. Sorensen,⁷⁰ I. V. Sourikova,⁸ F. Staley,¹⁷ P. W. Stankus,⁵⁷ E. Stenlund,⁴⁴ M. Stepanov,^{55,†} A. Ster,⁷⁶
 S. P. Stoll,⁸ T. Sugitate,²⁵ C. Suire,⁵⁸ A. Sukhanov,⁸ S. Syed,²⁴ J. Sziaklai,⁷⁶ E. M. Takagui,⁶⁵ A. Taketani,^{61,62} R. Tanabe,⁷²
 Y. Tanaka,⁵¹ K. Tanida,^{32,61,62,66} M. J. Tannenbaum,⁸ S. Tarafdar,^{73,75} A. Taranenko,^{53,67} P. Tarján,¹⁸ G. Tarnai,¹⁸ H. Themann,⁶⁸
 T. L. Thomas,⁵⁴ R. Tieulent,²⁴ A. Timilsina,³¹ M. Togawa,^{38,61} A. Toia,⁶⁸ L. Tomášek,³⁰ M. Tomášek,^{16,30} Y. Tomita,⁷²

H. Torii,^{25,61} C. L. Towell,¹ R. S. Towell,¹ V-N. Tram,³⁹ I. Tserruya,⁷⁵ Y. Tsuchimoto,²⁵ Y. Ueda,²⁵ B. Ujvari,¹⁸ C. Vale,³¹ H. Valle,⁷³ H. W. van Hecke,⁴² S. Vazquez-Carson,¹⁴ A. Veicht,^{15,28} J. Velkovska,⁷³ R. Vértési,^{18,76} A. A. Vinogradov,³⁷ M. Virius,¹⁶ V. Vrba,^{16,30} E. Vznuzdaev,⁶⁰ X. R. Wang,^{55,62} Z. Wang,⁶ Y. Watanabe,^{61,62} F. Wei,^{31,55} J. Wessels,⁴⁸ S. N. White,⁸ D. Winter,¹⁵ C. P. Wong,²⁴ C. L. Woody,⁸ M. Wysocki,^{14,57} W. Xie,⁶² C. Xu,⁵⁵ Q. Xu,⁷³ Y. L. Yamaguchi,^{62,68,74} K. Yamaura,²⁵ R. Yang,²⁸ A. Yanovich,²⁷ P. Yin,¹⁴ J. Ying,²⁴ S. Yokkaichi,^{61,62} J. H. Yoo,³⁶ I. Yoon,⁶⁶ G. R. Young,⁵⁷ I. Younus,^{40,54} H. Yu,⁵⁵ I. E. Yushmanov,³⁷ W. A. Zajc,¹⁵ O. Zaudtke,⁴⁸ C. Zhang,⁵⁷ S. Zharko,⁶⁴ S. Zhou,¹² L. Zolin,³³ and L. Zou⁹

(PHENIX Collaboration)

¹Abilene Christian University, Abilene, Texas 79699, USA

²Institute of Physics, Academia Sinica, Taipei 11529, Taiwan

³Department of Physics, Augustana University, Sioux Falls, South Dakota 57197, USA

⁴Department of Physics, Banaras Hindu University, Varanasi 221005, India

⁵Bhabha Atomic Research Centre, Bombay 400 085, India

⁶Baruch College, City University of New York, New York, New York 10010, USA

⁷Collider-Accelerator Department, Brookhaven National Laboratory, Upton, New York 11973-5000, USA

⁸Physics Department, Brookhaven National Laboratory, Upton, New York 11973-5000, USA

⁹University of California Riverside, Riverside, California 92521, USA

¹⁰Charles University, Ovocný trh 5, Praha 1, 116 36, Prague, Czech Republic

¹¹Chonbuk National University, Jeonju 561-756, Korea

¹²Science and Technology on Nuclear Data Laboratory, China Institute of Atomic Energy, Beijing 102413, People's Republic of China

¹³Center for Nuclear Study, Graduate School of Science, University of Tokyo, 7-3-1 Hongo, Bunkyo, Tokyo 113-0033, Japan

¹⁴University of Colorado, Boulder, Colorado 80309, USA

¹⁵Columbia University, New York, New York 10027, USA

and Nevis Laboratories, Irvington, New York 10533, USA

¹⁶Czech Technical University, Zikova 4, 166 36 Prague 6, Czech Republic

¹⁷Dapnia, CEA Saclay, F-91191, Gif-sur-Yvette, France

¹⁸Debrecen University, H-4010 Debrecen, Egyetem tér 1, Hungary

¹⁹ELTE, Eötvös Loránd University, H-1117 Budapest, Pázmány P. s. 1/A, Hungary

²⁰Eszterházy Károly University, Károly Róbert Campus, H-3200 Gyöngyös, Mátrai út 36, Hungary

²¹Ewha Womans University, Seoul 120-750, Korea

²²Florida Institute of Technology, Melbourne, Florida 32901, USA

²³Florida State University, Tallahassee, Florida 32306, USA

²⁴Georgia State University, Atlanta, Georgia 30303, USA

²⁵Hiroshima University, Kagamiyama, Higashi-Hiroshima 739-8526, Japan

²⁶Department of Physics and Astronomy, Howard University, Washington, DC 20059, USA

²⁷IHEP Protvino, State Research Center of Russian Federation, Institute for High Energy Physics, Protvino 142281, Russia

²⁸University of Illinois at Urbana-Champaign, Urbana, Illinois 61801, USA

²⁹Institute for Nuclear Research of the Russian Academy of Sciences, prospekt 60-letiya Oktyabrya 7a, Moscow 117312, Russia

³⁰Institute of Physics, Academy of Sciences of the Czech Republic, Na Slovance 2, 182 21 Prague 8, Czech Republic

³¹Iowa State University, Ames, Iowa 50011, USA

³²Advanced Science Research Center, Japan Atomic Energy Agency, 2-4 Shirakata Shirane, Tokai-mura, Naka-gun, Ibaraki-ken 319-1195, Japan

³³Joint Institute for Nuclear Research, 141980 Dubna, Moscow Region, Russia

³⁴Helsinki Institute of Physics and University of Jyväskylä, P.O.Box 35, FI-40014 Jyväskylä, Finland

³⁵KEK, High Energy Accelerator Research Organization, Tsukuba, Ibaraki 305-0801, Japan

³⁶Korea University, Seoul 136-701, Korea

³⁷National Research Center "Kurchatov Institute", Moscow 123098, Russia

³⁸Kyoto University, Kyoto 606-8502, Japan

³⁹Laboratoire Leprince-Ringuet, Ecole Polytechnique, CNRS-IN2P3, Route de Saclay, F-91128 Palaiseau, France

⁴⁰Physics Department, Lahore University of Management Sciences, Lahore 54792, Pakistan

⁴¹Lawrence Livermore National Laboratory, Livermore, California 94550, USA

⁴²Los Alamos National Laboratory, Los Alamos, New Mexico 87545, USA

⁴³LPC, Université Blaise Pascal, CNRS-IN2P3, Clermont-Fd, 63177 Aubiere Cedex, France

⁴⁴Department of Physics, Lund University, Box 118, SE-221 00 Lund, Sweden

⁴⁵University of Maryland, College Park, Maryland 20742, USA

⁴⁶Department of Physics, University of Massachusetts, Amherst, Massachusetts 01003-9337, USA

⁴⁷Department of Physics, University of Michigan, Ann Arbor, Michigan 48109-1040, USA

⁴⁸Institut für Kernphysik, University of Muenster, D-48149 Muenster, Germany

⁴⁹Muhlenberg College, Allentown, Pennsylvania 18104-5586, USA

⁵⁰Myongji University, Yongin, Kyonggido 449-728, Korea⁵¹Nagasaki Institute of Applied Science, Nagasaki-shi, Nagasaki 851-0193, Japan⁵²Nara Women's University, Kita-uoya Nishi-machi Nara 630-8506, Japan⁵³National Research Nuclear University, MEPhI, Moscow Engineering Physics Institute, Moscow 115409, Russia⁵⁴University of New Mexico, Albuquerque, New Mexico 87131, USA⁵⁵New Mexico State University, Las Cruces, New Mexico 88003, USA⁵⁶Department of Physics and Astronomy, Ohio University, Athens, Ohio 45701, USA⁵⁷Oak Ridge National Laboratory, Oak Ridge, Tennessee 37831, USA⁵⁸IPN-Orsay, Université Paris-Sud, CNRS/IN2P3, Université Paris-Saclay, BP1, F-91406 Orsay, France⁵⁹Peking University, Beijing 100871, People's Republic of China⁶⁰PNPI, Petersburg Nuclear Physics Institute, Gatchina, Leningrad region 188300, Russia⁶¹RIKEN Nishina Center for Accelerator-Based Science, Wako, Saitama 351-0198, Japan⁶²RIKEN BNL Research Center, Brookhaven National Laboratory, Upton, New York 11973-5000, USA⁶³Physics Department, Rikkyo University, 3-34-1 Nishi-Ikebukuro, Toshima, Tokyo 171-8501, Japan⁶⁴Saint Petersburg State Polytechnic University, St. Petersburg 195251, Russia⁶⁵Universidade de São Paulo, Instituto de Física, Caixa Postal 66318, São Paulo CEP05315-970, Brazil⁶⁶Department of Physics and Astronomy, Seoul National University, Seoul 151-742, Korea⁶⁷Chemistry Department, Stony Brook University, SUNY, Stony Brook, New York 11794-3400, USA⁶⁸Department of Physics and Astronomy, Stony Brook University, SUNY, Stony Brook, New York 11794-3800, USA⁶⁹SUBATECH (Ecole des Mines de Nantes, CNRS-IN2P3, Université de Nantes), BP 20722-44307, Nantes, France⁷⁰University of Tennessee, Knoxville, Tennessee 37996, USA⁷¹Department of Physics, Tokyo Institute of Technology, Oh-okayama, Meguro, Tokyo 152-8551, Japan⁷²Center for Integrated Research in Fundamental Science and Engineering, University of Tsukuba, Tsukuba, Ibaraki 305, Japan⁷³Vanderbilt University, Nashville, Tennessee 37235, USA⁷⁴Waseda University, Advanced Research Institute for Science and Engineering, 17 Kikui-cho, Shinjuku-ku, Tokyo 162-0044, Japan⁷⁵Weizmann Institute, Rehovot 76100, Israel⁷⁶Institute for Particle and Nuclear Physics, Wigner Research Centre for Physics, Hungarian Academy of Sciences (Wigner RCP, RMKI), H-1525 Budapest 114, PO Box 49, Budapest, Hungary⁷⁷Yonsei University, IPAP, Seoul 120-749, Korea⁷⁸Department of Physics, Faculty of Science, University of Zagreb, Bijenička 32, HR-10002 Zagreb, Croatia

(Received 13 February 2017; published 18 August 2017)

We report a measurement of e^+e^- pairs from semileptonic heavy-flavor decays in $p + p$ collisions at $\sqrt{s_{NN}} = 200$ GeV. The e^+e^- pair yield from $b\bar{b}$ and $c\bar{c}$ is separated by exploiting a double differential fit done simultaneously in dielectron invariant mass and p_T . We used three different event generators, PYTHIA, MC@NLO, and POWHEG, to simulate the e^+e^- spectra from $c\bar{c}$ and $b\bar{b}$ production. The data can be well described by all three generators within the detector acceptance. However, when using the generators to extrapolate to 4π , significant differences are observed for the total cross section. These difference are less pronounced for $b\bar{b}$ than for $c\bar{c}$. The same model dependence was observed in already published $d + A$ data. The $p + p$ data are also directly compared with $d + A$ data in mass and p_T , and within the statistical accuracy no nuclear modification is seen.

DOI: [10.1103/PhysRevC.96.024907](https://doi.org/10.1103/PhysRevC.96.024907)

I. INTRODUCTION

Heavy quarks such as charm and bottom are excellent probes to understand the properties of the quark gluon plasma (QGP) created in high energy heavy-ion collisions. Both charm and bottom quarks have masses significantly larger than the quantum chromodynamics (QCD) scale parameter $\Lambda_{\text{QCD}} \approx 0.2$ GeV, and as such, their production is limited to the primordial nucleon-nucleon collisions. Heavy flavor production in the subsequent early, hot stages of heavy-ion

collisions is not significant and thus any modification of the primordial heavy flavor phase space distributions in heavy ion collisions will be the result of the quarks traversing the QGP and later phases in the space time evolution.

Prior to the studies of heavy flavor production done at the Relativistic Heavy Ion Collider (RHIC), the high p_T suppression [1–3] of light flavor hadrons was primarily associated to radiative energy loss via medium-induced gluon radiation. This predicted a distinctive mass hierarchy of high p_T suppression as measured via the nuclear modification factor R_{AA} , implying that hadrons with heavy flavor will have a smaller suppression: $R_{AA}^{\pi^0} < R_{AA}^c < R_{AA}^b$. $R_{AA}^{\pi^0}$ denotes the nuclear modification of π^0 , defined as the ratio of yield measured in AA collisions to the yield measured in $p + p$

*PHENIX Spokesperson: akiba@rcf.rhic.bnl.gov

†Deceased.

collisions scaled by the number of binary collisions for the AA system, and R_{AA}^c (or R_{AA}^b) denotes the same for charm (or bottom) quarks. However, the measurements showed similar suppression for light and heavy flavor hadrons. Including collisional energy loss via elastic scattering, which is more important for heavy flavor than for the light quarks, leads to a qualitative explanation of the large energy loss for heavy flavor [4,5]. But other approaches are similarly successful, including Langevin-based transport models [6,7] and AdS/CFT (anti-de Sitter-space/conformal field theory) string drag energy loss models [8]. Despite significant effort, a full quantitative understanding of the energy loss has not been achieved yet.

To test different theoretical approaches, it is crucial to understand primordial heavy flavor production, and any modifications there in the presence of nuclei. Primordial heavy flavor production can be studied in $p + p$ collisions. When nuclei are involved in a collision, one might expect modifications to the initial state, which can be described as shadowing or antishadowing of the parton distribution functions. Also modifications in the final state that can be expressed as changes of the fragmentation process are possible, for example, via energy loss or rescattering in cold nuclear matter. It is commonly accepted that these effects are observable in $p(d) + A$ collisions, where QGP formation is not expected. Differences between the single electron spectra from heavy flavor decays from $d + Au$ data and $p + p$ data have been interpreted as cold nuclear matter effects [9].

Recently hints of collectivity have been found in high multiplicity events from collisions of small nucleus with a large nuclei, which suggests that hot matter might even be formed in small systems. However, one would not expect sizable collective effects on the heavy flavor phase space distributions even if hot matter is created due to the small reaction volume in these collisions.

The primordial heavy flavor production can be calculated in the framework of perturbative QCD (pQCD). Therefore, measurement of heavy flavor in $p + p$ serves as a test for these calculations and can be used to improve Monte Carlo (MC) generators. Results from MC generators can be scaled to $A + A$ or $p(d) + A$ collision systems with the number of binary collisions and serve as a reference for observables in the absence of $p + p$ data.

At RHIC, open heavy flavor production has been measured by both the PHENIX and STAR experiments in different collision systems, spanning $p + p$, $d + Au$, $Cu + Cu$ and $Au + Au$ systems, and by exploiting various techniques such as single electrons/muons via semileptonic decays [9,10], electron-hadron correlations [11], $e - \mu$ [12], e^+e^- [13], and also via reconstruction of D mesons [14]. This paper reports the measurement of heavy flavor production via dielectrons in $p + p$ collisions at midrapidity. The e^+e^- pairs coming from the semileptonic decays of charm and bottom dominate different regions in mass and p_T allowing us to disentangle the two contributions. Studying the e^+e^- pairs from heavy flavor may also provide sensitivity to the heavy quark correlations which is important to constrain the MC models. The results from the $p + p$ data from this paper can be directly compared to the previously published $d + Au$ data [13] that exploited the same technique.

The paper is organized as follows: Section II describes the experimental apparatus and trigger. Section III details the data analysis including electron identification, background subtraction, and efficiency corrections. A description of the hadronic cocktail and heavy flavor generators is outlined in Sec. IV, followed by studies of systematic uncertainties in Sec. V. Section VI presents the data as double differential spectra in mass and p_T and comparisons of the final results to $p + p$ and $d + Au$ results and to several models of charm and bottom production. Section VII gives our summary and conclusions.

II. EXPERIMENT

A detailed description of the PHENIX detector is available in Ref. [15]. We focus here on the components of the two central arm spectrometers and the beam-beam counters (BBCs) that are critical for the analysis of e^+e^- pairs. Each of the two central arms cover a pseudorapidity range of $|\eta| < 0.35$ ($70^\circ < \theta < 110^\circ$) and 90° in azimuthal angle ϕ . They are located almost back to back, with an angular gap of 67.5° between them at the top. They span a range from about 220 to 500 cm radially from the beam axis. The location of collision vertex in the beam direction, the collision time, and the minimum bias (MB) trigger are provided by a system of two beam-beam counters (BBCs) that are located at a distance of 144 cm from the nominal interaction point on either side. Each BBC covers the full azimuth and a rapidity range of $3.1 < |\eta| < 3.9$. The collision vertex resolution in the beam direction is approximately 2 cm for $p + p$ collisions. The MB trigger requires a coincidence between both sides with at least one hit on each side, and accepts the events if the BBC vertex is within 38 cm of the nominal interaction point. The BBC cross section in $p + p$ collisions was determined via the van der Meer scan technique [16] and was found to be $\sigma_{BBC}^{p+p} = 23.0 \pm 2.2$ mb or 0.545 ± 0.06 of the total inelastic $p + p$ cross section of $\sigma_{inel}^{p+p} = 42 \pm 3$ mb.

There are two primary charged particle tracking subsystems in PHENIX: drift chambers (DCs) and pad chambers (PCs) [17]. The DC along with first layer of PC (PC1) form the inner tracking system used here. The DC measures the trajectories of charged particles in the plane perpendicular to the beams and allows one to determine their charge and transverse momentum p_T . The PC1 provides a space point along the trajectory of charged particles, which is used to determine the polar angle θ and z coordinate of the track. The momentum resolution for this data set is $\delta p/p = 0.011 \oplus 0.0116p$ GeV/ c .

Each central arm is equipped with a ring imaging Čerenkov (RICH) detector that serves as the primary device for electron identification. With CO_2 as a radiator gas, an e/π rejection of better than one part in $\sim 10^3$ is achieved for the tracks with momenta below the pion Čerenkov threshold of ~ 4.87 GeV/ c . For each electron on average ten Čerenkov photons are reconstructed on a ring of 11.8 cm diameter with an array of photomultiplier tubes. Further electron identification is provided by the electromagnetic calorimeters (EMCal) that measure the spatial position and energy of the electrons. This is achieved by placing a cut on the ratio of the energy measured by EMCal and momentum given by the DC [10].

To select potentially interesting events containing electrons, PHENIX uses a hardware trigger known as an ERT (EMCal-RICH) trigger. The trigger is based on the online sum of the energy signals in a tile of 2×2 EMCal towers [18]. For all EMCal trigger tiles above a predetermined threshold value, the location of the EMCal tile is matched with hits in the corresponding RICH tile (4×5 PMTs). The location of the RICH tile depends on the energy of the trigger particle and is determined from a look-up table, assuming that the trigger particle is an electron. If a spatial match is found, an ERT trigger is issued.

III. DATA ANALYSIS

The data reported in this paper were collected during the 2006 RHIC $p + p$ run. The data were recorded with the PHENIX detector using a MB trigger and the ERT trigger. The ERT energy threshold E_{th} was set to 400 MeV for majority of the run, but was raised to 600 MeV towards the end of the run. A total of 855 million ERT triggered events corresponding to 143 billion sampled MB events were analyzed. The corresponding integrated luminosity is 6.6 pb^{-1} .

A. Event selection and electron identification cuts

The $p + p$ analysis described here is very similar to the analysis of e^+e^- pairs from $d + \text{Au}$ collisions published in Ref. [13]. A detailed description of electron identification as well as pair cuts can be found in Refs. [13,19]. Events selected were required to have a reconstructed z vertex within 30 cm of the nominal interaction point. Charged tracks reconstructed using the DC and PC1 must pass stringent quality cuts and an explicit cut of $p_T > 0.2 \text{ GeV}/c$. The track is then selected as an electron if at least two photomultiplier tubes registered Čerenkov photons on the expected ring. Additionally, electron tracks are required to have a good match to a cluster in EMCal, and the energy of the cluster must satisfy the requirement $E/p > 0.5$, where p is the momentum measured by the DCs.

B. Combining tracks to electron pairs

All electron tracks in a given event are combined to form pairs. We apply a minimum cut on the transverse mass of the pair, $m_T = \sqrt{(mc)^2 + p_T^2} > 650 \text{ MeV}/c$. For the data taken using an ERT trigger, we require that one of the tracks of the pair has a p_T of at least 500 (700) MeV/ c exceeding the nominal energy threshold 400 (or 600) MeV of the trigger.

These pairs can be subdivided into three groups: (i) Signal pairs that we want to extract. In $p + p$ collisions these are mostly from the decays of pseudoscalar mesons, vector mesons, heavy flavor mesons. (ii) Combinatorial pairs, which are an undesired background. These result from the combinations of unrelated tracks in any given event, such as combining tracks that originate from two different decays. (iii) Correlated background pairs, which are also undesired, but these pairs do not result from random combinations of tracks. The combinatorial and correlated background pairs should be removed to extract the signal pairs. Most of this

is done via a statistical subtraction discussed in detail in Sec. III C. However, some of the correlated background can be removed through cuts on the pairs referred to as pair cuts.

There are several sources of correlated pairs which are treated separately. One type of correlated pairs result from detector problems or ambiguities in the pattern recognition. The most important contributor are hadron tracks that are parallel to electron tracks in the RICH. Both tracks share the same ring and are identified as electrons. These pairs can be removed by placing a cut on the distance between the projections of both pairs to the RICH focal plane. Similar cuts to avoid detector overlaps are placed on all detector systems.

Another type of correlated pairs are the ones that originate from the photons that convert to e^+e^- pairs in the detector material in front of the tracking detectors, e.g., in the beryllium beam pipe [0.3% of a radiation length (X_0) for the year 2006]. The tracks from these pairs get reconstructed with an incorrect momentum, because the tracking algorithm assumes that all tracks originate from the vertex and hence traverse the full magnetic field. This leads to an artificial opening angle of the pairs that is always oriented perpendicular to the axial magnetic field. A cut on the orientation of the opening angle removes these pairs from the sample. See [13,20] for a full description of the pair cuts.

There are also correlated pairs that are from the same $p + p$ interaction, these are two tracks that share the same ancestry. These pairs can arise if there are two e^+e^- pairs in the event from the same parent meson, e.g., from a double Dalitz decay of π^0 or η^0 or from a $\gamma\gamma$ decay where both photons convert in the detector material. In this case, the cross combination of electrons that do not result from the same real or virtual photon are possible. Another source of these correlated pairs are hadrons from jet fragmentation, either within the same jet or in back-to-back jets, that decay into electron pairs. These pairs are part of the statistical subtraction discussed in the next section.

C. e^+e^- pair spectrum

Because the source of any electron or positron is unknown, we combine all the electrons and positrons in a given event into like-sign ($N_{\pm\pm}$) foreground pairs, which is defined as the sum of pairs of electrons and pairs of positrons, and e^+e^- pairs referred to as unlike-sign (N_{+-}) foreground pairs. The unlike-sign foreground spectrum N_{+-} measures the sum of signal, combinatorial, and correlated background. For this analysis we use the like-sign pairs to determine the backgrounds. The like-sign subtraction method compared to the event-mixing technique has the advantage that it also accounts for the correlated pair background that exists in the unlike-sign pairs. However, one first needs to correct the like-sign spectrum for the relative acceptance difference between $N_{\pm\pm}$ and N_{+-} pairs.

The relative acceptance correction α which is purely due to the detector geometry is determined via an event mixing technique and is given as the ratio of the unlike-sign (B_{+-}^{comb}) to like-sign ($B_{\pm\pm}^{\text{comb}}$) pair spectrum from the mixed events. The

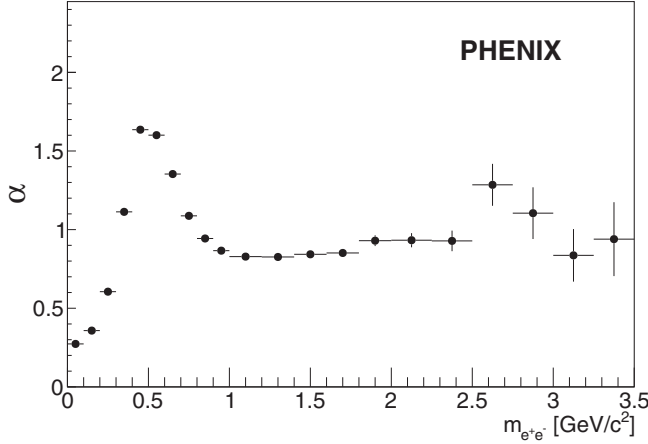


FIG. 1. Relative acceptance correction α defined as the ratio of B_{++}^{comb} to $B_{\pm\pm}^{\text{comb}}$ as defined in Eq. (1). This correction approaches 1 at high mass.

mixed events are generated from MB events and are subject to the same requirement as the ERT data, i.e., each pair is required to have at least one track above 500 (or 700) MeV and this track should have fired the ERT trigger. α is given by the following equation:

$$\alpha(m, p_T) = \frac{B_{+-}^{\text{comb}}(m, p_T)}{B_{\pm\pm}^{\text{comb}}(m, p_T)}. \quad (1)$$

Figure 1 shows the p_T -integrated α correction as a function of mass. The acceptance difference is largest around 500 MeV/ c^2 . For larger masses, the acceptance difference becomes smaller, and consequently α approaches unity as the mass increases. In the analysis we apply the α correction double differentially in mass and p_T . The errors on the α correction are propagated to the final spectrum. For systematics, the analysis was checked for p_T dependent fixed α values at high masses and results obtained were consistent within 5%. Figure 2 shows the p_T integrated N_{+-} and relative acceptance

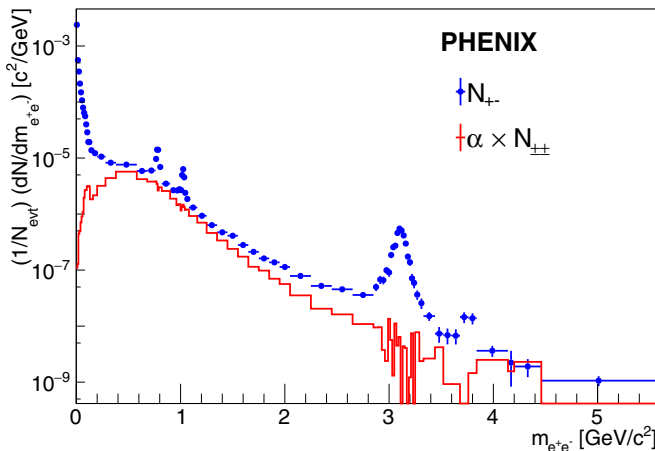


FIG. 2. Unlike-sign foreground N_{+-} spectrum overlaid with like-sign foreground spectrum after being corrected by the relative acceptance correction α [see Fig. 1 and Eq. (1)].

corrected like-sign mass spectrum ($\alpha \times N_{\pm\pm}$). The acceptance corrected like-sign spectrum is subtracted from the unlike-sign N_{+-} spectrum to extract the signal spectrum, S_{+-} , as defined by Eq. (2):

$$S_{+-}(m, p_T) = N_{+-}(m, p_T) - \alpha(m, p_T) \times N_{\pm\pm}(m, p_T). \quad (2)$$

D. Efficiency corrections

Equation (3) gives the invariant yield corresponding to a S_{+-} pair with mass m and transverse momentum p_T into the PHENIX aperture:

$$\begin{aligned} \frac{d^2 N_{e^+e^-}}{dm dp_T} &= \frac{\varepsilon_{\text{BBC}}}{N_{\text{BBC}}^{\text{sampled}}} \frac{1}{\Delta m} \frac{1}{\Delta p_T} \frac{1}{\varepsilon_{\text{rec}}(m, p_T)} \\ &\times \frac{1}{\varepsilon_{\text{ERT}}(m, p_T)} \frac{S_{+-}(m, p_T)}{\varepsilon_{\text{bias}}}. \end{aligned} \quad (3)$$

Here Δm and Δp_T are the bin width in mass and p_T , respectively. There are two efficiency corrections that are applied in order to obtain the invariant e^+e^- yield. These are the inverse of the pair reconstruction efficiency $\varepsilon_{\text{rec}}(m, p_T)$ and pair trigger efficiency $\varepsilon_{\text{ERT}}(m, p_T)$. The $\varepsilon_{\text{rec}}(m, p_T)$ accounts for losses due to track reconstruction, electron identification, pair cuts, and detector dead areas. The $\varepsilon_{\text{ERT}}(m, p_T)$ describes the bias introduced by the trigger requirements. Here the BBC efficiency of $\varepsilon_{\text{BBC}} = 0.545 \pm 0.06$ is the fraction of inelastic $p + p$ collisions recorded by the BBC. The BBC trigger bias $\varepsilon_{\text{bias}}$ factor takes into account the fact that for the events with tracks in the central arms, the BBC trigger requirement is fulfilled only by 0.79 ± 0.02 of the events.

The pair reconstruction efficiency $\varepsilon_{\text{rec}}(m, p_T)$, as well as pair trigger efficiency $\varepsilon_{\text{ERT}}(m, p_T)$ are determined using a GEANT based simulation of the PHENIX detector. The GEANT simulation is tuned to describe the performance of each detector subsystem and includes all necessary detector characteristics (dead and hot channel maps, gains, noise, etc.).

We simulate e^+e^- pairs with a constant yield in $m, p_T, \phi, |y| < 1$, and in the mass range $0 < m_{e^+e^-} < 16$ GeV/ c^2 with p_T in the range from 0 to 10 GeV/ c . These simulated pairs are processed through the PHENIX GEANT framework, and are then weighted with the expected yield from hadron decays for a given pair $[m, p_T]$. A detailed description about pair efficiency and trigger efficiency determination can be found in Refs. [13,20,21]. The efficiency corrections are applied double differentially in mass and p_T and, similar to the previously published PHENIX dielectron analyses, the data are presented in the PHENIX acceptance. The mass spectrum with all corrections is shown in Fig. 4, together with the expected sources discussed in the next section.

IV. EXPECTED PAIR SOURCES

The expected yield of e^+e^- pairs from various sources needs to be simulated in order to interpret the experimental data. This so called cocktail of sources includes the contributions from pseudoscalar and vector meson decays, semileptonic decay of heavy flavor, and e^+e^- pairs originated via the Drell-Yan mechanism.

TABLE I. Fit parameters for $p + p$ collisions derived from a simultaneous fit to the π^0 and charged pions data using the modified Hagedorn function [Eq. (4)].

| Parameter | Value |
|-----------------------------|-------------------|
| dN/dy | 1.139 ± 0.10 |
| $A(\text{mb GeV}^{-2} c^3)$ | 492 ± 67 |
| $a[(\text{GeV}/c)^{-1}]$ | 0.266 ± 0.031 |
| $b[(\text{GeV}/c)^{-2}]$ | 0.092 ± 0.021 |
| $p_0(\text{GeV}/c)$ | 0.68 ± 0.02 |
| n | 8.27 ± 0.07 |

A. Hadron decays to e^+e^- pairs

To model the yield of the pseudoscalar mesons π^0 , η , η' and vector mesons ρ , ω , ϕ , J/ψ , ψ' , Υ , we use a detailed fast Monte Carlo software package called EXODUS developed within the PHENIX framework [20]. EXODUS is a phenomenological event generator that simulates the particle distributions and their decays. EXODUS applies the branching ratios [22] and decay kinematics according to [23]. External bremsstrahlung in the PHENIX detector material is approximated by placing all the detector material to be traversed by the electron at the radius of the beampipe. The pair mass distribution from Dalitz decays ($\pi^0, \eta, \eta' \rightarrow ee\gamma$) and $\omega \rightarrow ee\pi^0$ follows the Kroll-Wada expression [24] multiplied by the electromagnetic form factors measured by the Lepton-G collaboration [25,26]. The vector mesons ($\rho, \omega, \phi, J/\psi, \psi' \rightarrow e^+e^-$) are assumed to be unpolarized and for their decay the Gounaris/Sakurai expression is used [27]. For the Dalitz decays in which the third body is a photon, the angular distribution is sampled according to $1 + \lambda \cos^2 \theta_{CS}$ distribution. θ_{CS} is the polar angle of the electrons in the Collins-Soper frame and λ is an angular parameter.

The hadrons are generated with a uniform rapidity density dN/dy within $|\eta| \leq 0.35$ and a homogeneous azimuthal distribution in 2π . Once generated, these hadrons are filtered through the ideal PHENIX acceptance while applying the measured momentum resolution from the data. The key input is the parametrization of the p_T dependence of the invariant cross section of neutral pions. To obtain this reference we fit the p_T distribution of π^0 and π^\pm data, as reported by PHENIX [16,28,29], to a modified Hagedorn function [Eq. (4)]:

$$E \frac{d\sigma^3}{dp^3} = A(e^{-(ap_T + bp_T^2)} + p_T/p_0)^{-n}. \quad (4)$$

The fit parameters and resulting dN/dy values for $p + p$ collisions are tabulated in Table I. These values supersede those published in Refs. [20,21] as they are based on new and/or more precise data from larger data sets. The pion parameterization determined here deviates by about 3% from the one used in earlier publications.

The p_T distribution of other mesons is parametrized by fixing all but the normalization parameter (A) from the pion spectrum and assuming scaling with m_T , i.e., replacing p_T by $\sqrt{[p_T^2 - (m_{\pi^0}c)^2 + (m_h c)^2]}$, where m_h is the mass of the hadron. The normalization parameter A relates the total dN/dy of a given hadron to the dN/dy of the pions. The

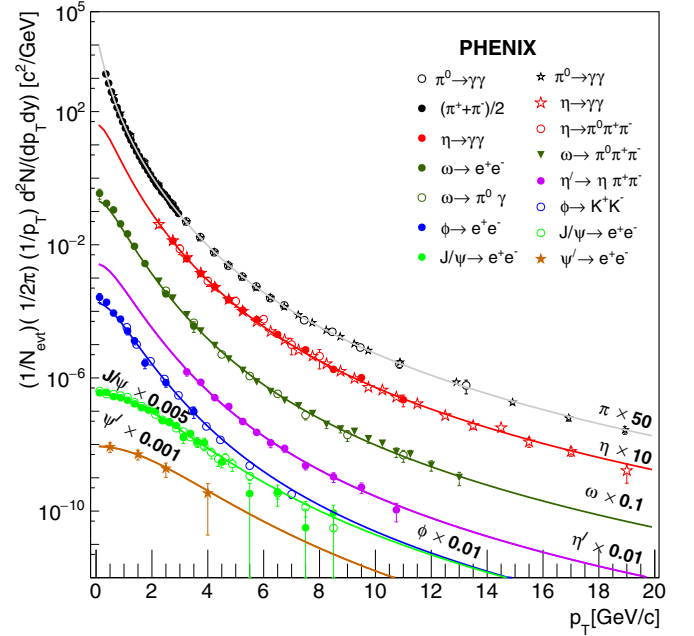


FIG. 3. Compilation of meson production in $p + p$ collisions at $\sqrt{s_{NN}} = 200$ GeV. The data shown above are taken from the following sources: $\pi^0 \rightarrow \gamma\gamma$ [16,28], $(\pi^+ + \pi^-)/2$ [29], $\eta \rightarrow \gamma\gamma$ [30,31], $\eta \rightarrow \pi^0 \pi^+ \pi^-$ [31], $\omega \rightarrow e^+e^-$ [32], $\omega \rightarrow \pi^0 \pi^+ \pi^-$ [32], $\omega \rightarrow \pi^0 \gamma$ [32], $\phi \rightarrow K^+ K^-$ [33], $\phi \rightarrow e^+e^-$ [32], $J/\psi \rightarrow e^+e^-$ [34,35], $\psi' \rightarrow e^+e^-$ [35]. The data are compared to the parametrization based on m_T scaling used in EXODUS.

successful description of m_T scaling is apparent in Fig. 3 which shows measured p_T spectra of various mesons as published by PHENIX. In order to extract the meson yield the fits were integrated over all the p_T . For the ρ meson, we assume $\sigma_\rho/\sigma_\omega = 1.15 \pm 0.15$ consistent with the values found in the jet fragmentation [22].

A compilation of the dN/dy values for the various mesons extracted from the fits and the references for the data used are shown in Table II. These values agree with those from [20,21] within the systematic uncertainties. The differences reflect that more precise data for the pion and other mesons are available today.

B. e^+e^- pairs from Drell-Yan

We used PYTHIA event generator with same settings as mentioned in Ref. [13] to simulate e^+e^- pairs from the

TABLE II. Rapidity density for the mesons extracted from the fits and used in the EXODUS decay generator.

| Meson | $dN/dy _{y=0}$ | Data source |
|-----------------------|--|-------------|
| π^0, π^+, π^- | 1.139 ± 0.10 | [16,28,29] |
| η | 0.093 ± 0.0002 | [30,31] |
| ω | 0.0744 ± 0.0017 | [32] |
| ϕ | 0.009 ± 0.0002 | [32,33] |
| η' | 0.0123 ± 0.0008 | [32] |
| J/ψ | $1.74 \times 10^{-5} \pm 5.1 \times 10^{-7}$ | [34,35] |
| ψ' | $3.1 \times 10^{-6} \pm 6.2 \times 10^{-7}$ | [35] |

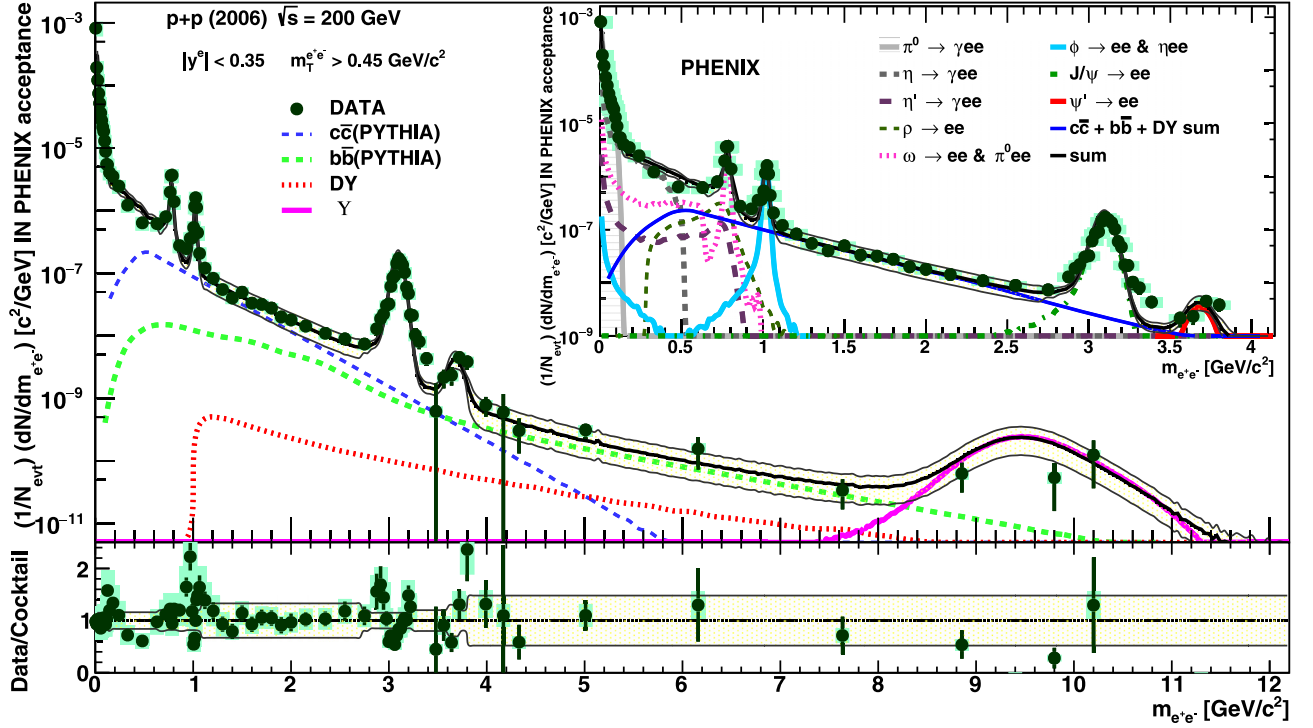


FIG. 4. Inclusive e^+e^- pair yield from $p + p$ collisions as a function of mass. The data are compared to our model of expected sources. The inset shows in detail the mass range up to $4.5 \text{ GeV}/c^2$. In the lower panel, the ratio of data to expected sources is shown with systematic uncertainties.

Drell-Yan mechanism. For the normalization we used a cross section of 42 nb as was used in Refs. [13,21]. We also performed a study where the DY contribution was left as a free parameter. This affected the $b\bar{b}$ cross section by 20% and we assigned that as a systematic uncertainty on the cross section determination.

C. Heavy flavor contribution to e^+e^- pairs

The e^+e^- pairs that originate from the semileptonic decays of $c\bar{c}$ and $b\bar{b}$ are collectively referred to as heavy flavor pairs. The heavy flavor yield was simulated using three different event generators. The details of these event generators are described below.

1. PYTHIA

PYTHIA [36] is a multipurpose leading order event generator. It generates heavy quark pairs with massive matrix elements and fragmentation and hadronization is based on the Lund string model. Additional transverse momentum is generated in PYTHIA by virtue of the assumed intrinsic (primordial) transverse momentum k_T . We used PYTHIA in forced $c\bar{c}$ or $b\bar{b}$ production mode, and CTEQ5L was used as the input parton distribution function. The same settings as published in the $d + \text{Au}$ paper [13] are hereby used.

2. MC@NLO

The MC@NLO (Monte Carlo at next-to-leading order) formalism is described in detail in Refs. [37,38], and is a method for matching next-to-leading order (NLO) QCD calculations

to parton shower Monte Carlo (pSMC) simulations. Parton showers will generate terms that are already present in the NLO calculations. To avoid double counting, the MC@NLO scheme removes such terms from the NLO expression. As a result, MC@NLO output contains events with negative weight.

In this work, MC@NLO V4.10 (interfaced with HERWIG V6.521 [39]) was used. The default package was altered to enable charm production by changing the process code from -1705 ($H_1 H_2 \rightarrow b\bar{b} + X$) to -1704 ($H_1 H_2 \rightarrow c\bar{c} + X$) and the heavy quark mass was adjusted to the charm quark mass, i.e., $1.29 \text{ GeV}/c^2$. $H_{1,2}$ represent hadrons (in practice, nucleons or antinucleons). The bottom quark mass was set to $4.1 \text{ GeV}/c^2$.

TABLE III. Summary of the various systematic uncertainties considered in this analysis.

| Source | Syst. uncertainty | |
|--------------------------|------------------------------------|---------------------------------|
| | (mass $\leq 1.0 \text{ GeV}/c^2$) | (mass $> 1.0 \text{ GeV}/c^2$) |
| Data systematics | | |
| eID | 15% | 10% |
| Input model | 15% | 15% |
| ERT | 10% | 5% |
| Fiducials | 10% | |
| α correction | 5% | |
| BBC bias | 10% | |
| Cocktail systematics | | |
| Hadronic cocktail | 20% | |
| $c\bar{c}$ cross section | 32% | |
| $b\bar{b}$ cross section | 36% | |

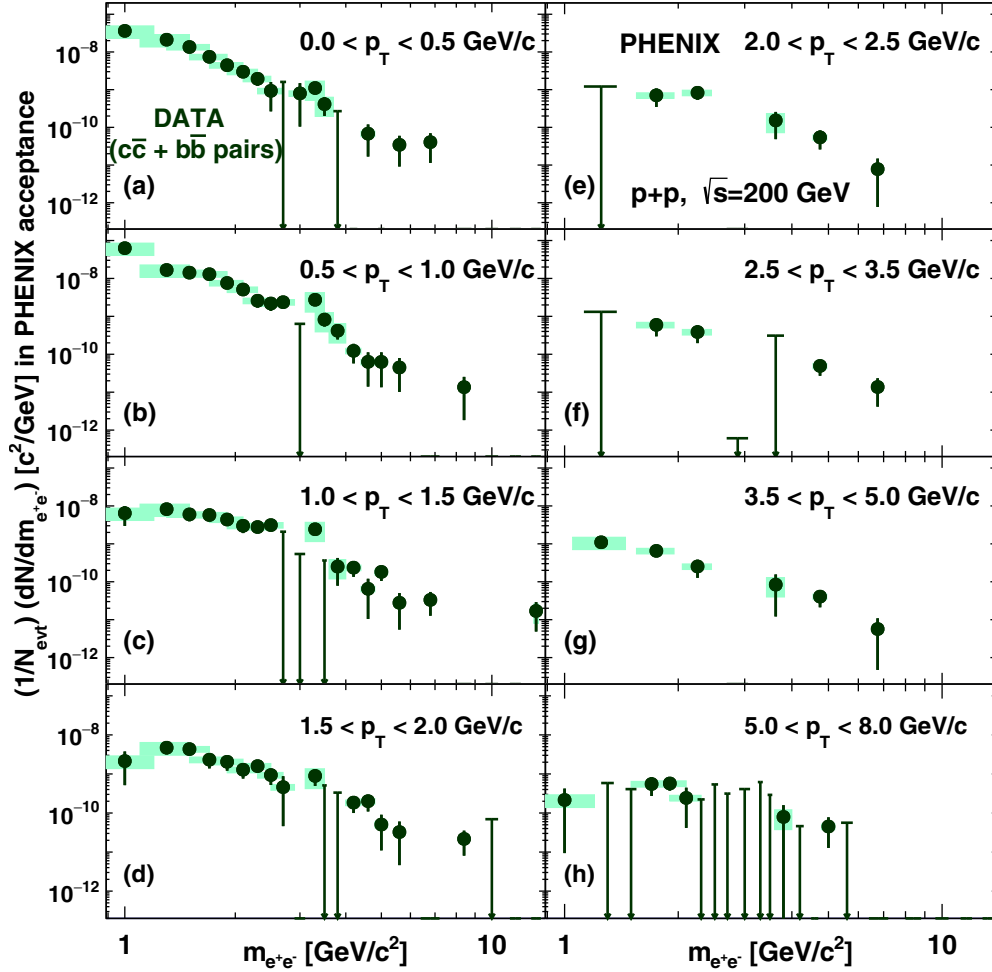


FIG. 5. Double differential e^+e^- pair yield from semileptonic decays of heavy flavor in inelastic $p + p$ collisions. Shown are mass projections in slices of p_T . The p_T intervals are indicated in each panel. Systematic uncertainties are shown as boxes, downward pointing arrows indicate upper limits at 90% CL.

The default scale choice was used:

$$\mu_0^2 = \frac{1}{2}[m_T^2(Q) + m_T^2(\bar{Q})], \quad (5)$$

where $m_T^2 = p_T^2 + m^2$ and p_T is the transverse momentum of the heavy flavor in the underlying Born configuration. Q and \bar{Q} correspond to the heavy quark and antiquark. No other parameters were modified. CTEQ6M [40] was used to provide the input parton-distribution function.

3. POWHEG

The POWHEG (positive weight hardest emission generator) formalism is described in detail in Ref. [41]. Compared to MC@NLO, POWHEG generates positive weighted events only, and can be interfaced to any shower MC that is either (e.g., PYTHIA) or allows the implementation of a p_T veto (e.g., HERWIG++), while avoiding any double counting when matching NLO calculations and parton shower Monte Carlo. In this work, POWHEG v1.0 was interfaced with PYTHIA v8.100 [42]. Parton showering in PYTHIA is p_T ordered and merges naturally with POWHEG. CTEQ6M [40] was used to provide the input parton distribution function. Similar to the other

two frameworks, the charm and bottom masses were set to 1.29 GeV/ c^2 and 4.1 GeV/ c^2 respectively. The default scale choice was used:

$$\mu_0^2 = p_T^2 + m^2, \quad (6)$$

where p_T is the transverse momentum of the heavy flavor in the underlying Born configuration. No other parameters were modified.

The electrons and positrons from all the above mentioned generators are filtered through the PHENIX acceptance [20] and are folded with the experimental momentum resolution as well as with the energy loss due to bremsstrahlung. The e^+e^- pair acceptance depends on the production process, which determines the correlation between the electron and positron. More detailed description about the e^+e^- pair acceptance on (i) the QCD production of the $q\bar{q}$ pair and (ii) the decay kinematics of the two independent semileptonic decays has been discussed in Ref. [13]. Because the heavy flavor generators discussed above treat the $q\bar{q}$ correlations differently, the number of e^+e^- pairs that fall into PHENIX acceptance varies from one generator to the other.

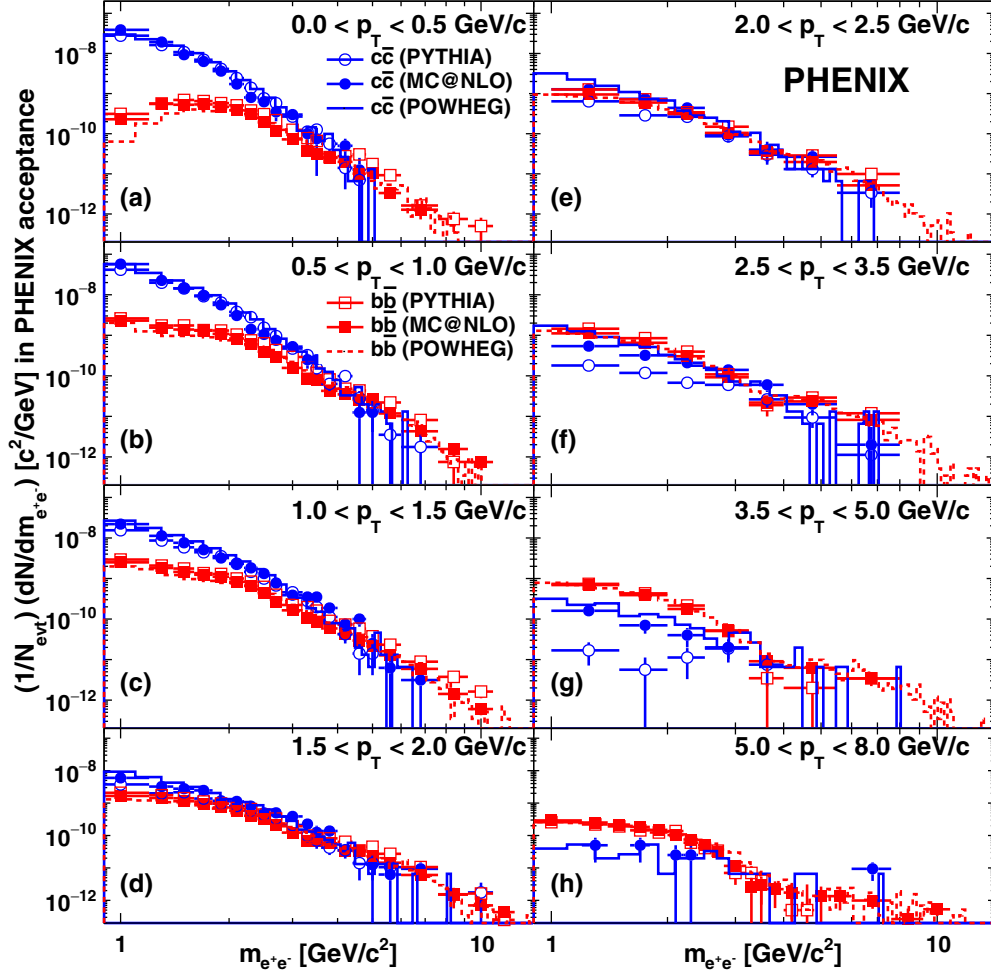


FIG. 6. Double differential e^+e^- pair yield from semileptonic decays of heavy flavor as simulated by PYTHIA, MC@NLO, and POWHEG. Shown are mass projections in slices of p_T . The p_T intervals are indicated in each panel.

V. SYSTEMATIC UNCERTAINTIES

In this section we summarize the systematic uncertainties on the data and expected sources. Systematic uncertainties on the data are due to limitations in the determination of the relative acceptance correction, the electron identification efficiency, model input used to evaluate the efficiency, and the ERT trigger efficiency. These uncertainties are evaluated by varying all the electron identification cuts and pair cuts, by varying the ERT trigger efficiency within its statistical accuracy, and by using different cuts and subsamples of the data to determine the relative acceptance correction. For all the variations the final result was determined and found stable within the quoted systematic uncertainties.

The main systematic uncertainties on the hadron cocktail comes from the measured uncertainty on the dN/dy of pions. For the heavy flavor part of the cocktail, the assigned uncertainty to $c\bar{c}$ and $b\bar{b}$ normalization comes from this analysis.

Table III gives a summary of the systematic errors. The total systematic error on data are added in quadrature and the same is done for the expected sources.

VI. RESULTS

A. Heavy-flavor e^+e^- pairs from $p + p$ collisions

Figure 4 shows the measured double differential e^+e^- pair yield in the PHENIX acceptance projected onto the mass axis. The figure also shows the distributions of e^+e^- pairs from charm, bottom, and Drell-Yan obtained using the PYTHIA event generator. The mass region below $1.0 \text{ GeV}/c^2$ is comprised of resonances and a continuum dominated by three body decays of pseudoscalar and vector mesons. In this mass region, all cocktail contributions, with exception of the heavy flavor meson decay contributions, are absolutely normalized as discussed previously. The contributions of various hadronic decay sources to the cocktail are shown in the inset that highlights the mass spectrum up to $4.5 \text{ GeV}/c^2$. The mass spectrum above $1.0 \text{ GeV}/c^2$ is dominated by the e^+e^- pairs from decays of heavy flavor mesons. The heavy flavor contributions to the dilepton continuum above $1.0 \text{ GeV}/c^2$ are normalized to the data. Good agreement between data and cocktail over the entire mass range is evident from the ratio of data to the cocktail shown in the lower panel of Fig. 4. We note that below $0.6 \text{ MeV}/c^2$ there are large systematic uncertainties

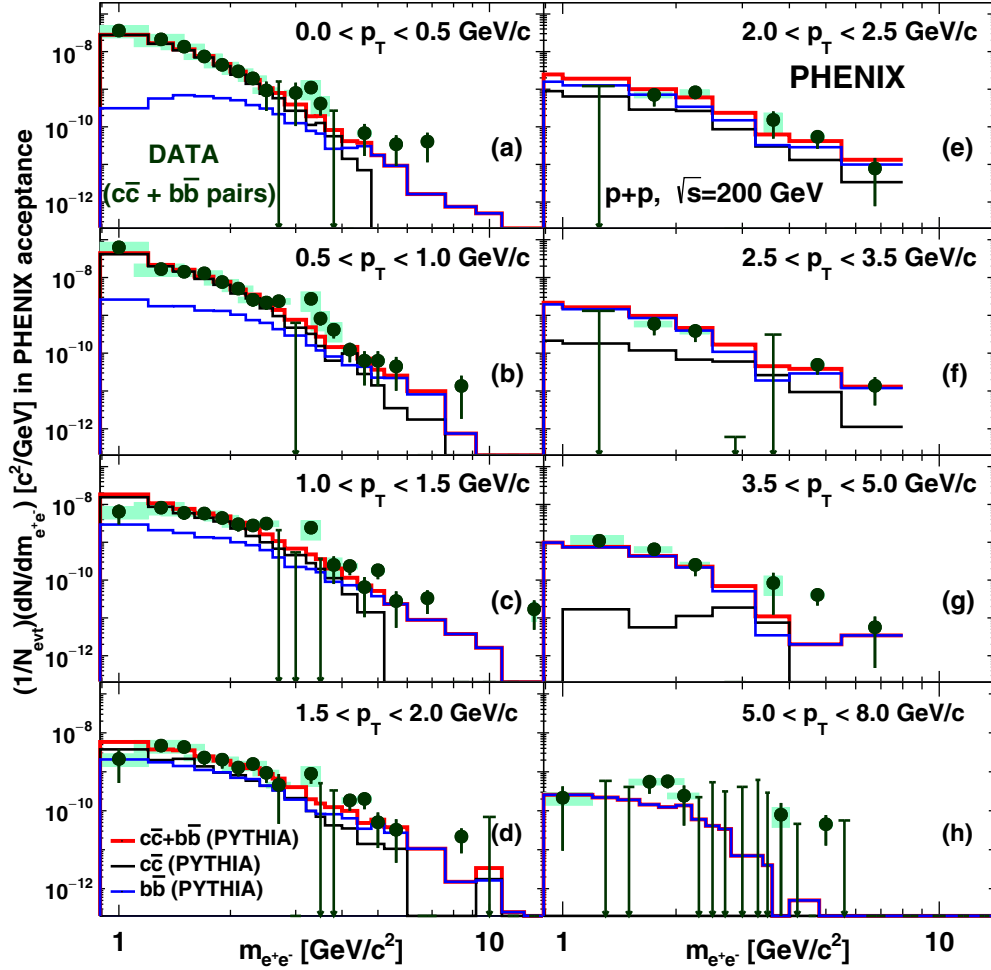


FIG. 7. Double differential e^+e^- pair yield from heavy-flavor decays fitted to simulated distributions from PYTHIA. The simulation is fitted to data in the mass region between $1.15 < m_{e^+e^-} < 2.4 \text{ GeV}/c^2$ and $4.1 < m_{e^+e^-} < 8.0 \text{ GeV}/c^2$.

resulting from the ERT trigger efficiency correction. In this mass region, the results published in Ref. [21] are more accurate due to a large sample of MB data available for that analysis. The bulk of the 2006 data used here were taken with the ERT trigger. Our current heavy flavor analysis is based on the mass region above $1.16 \text{ GeV}/c^2$ and thus not affected by systematic uncertainties around $0.5 \text{ GeV}/c^2$.

The e^+e^- pair spectrum from heavy flavor decays is determined using the technique developed for $d + \text{Au}$ collisions [13]. The expected yield of e^+e^- pairs from pseudoscalar and vector meson decays as well as Drell-Yan pairs is subtracted from the e^+e^- pair spectra. The subtraction is done double differentially in mass and p_T . The resulting mass spectra of e^+e^- pairs from heavy flavor decays are shown in Fig. 5 for different pair p_T ranges. Below $1.0 \text{ GeV}/c^2$, the yield of e^+e^- pairs is dominated by hadronic decay contributions and after the subtraction the e^+e^- pair yield from heavy flavor decays cannot be extracted with sufficient accuracy. Therefore Fig. 5 is truncated just below $1 \text{ GeV}/c^2$. For those mass regions above $1 \text{ GeV}/c^2$ where the inclusive e^+e^- yield is dominated by vector meson decays to e^+e^- the subtracted yield cannot be determined accurately, and hence upper limits are quoted for the subtracted spectra. We use p_T bins of width of $500 \text{ MeV}/c$

up to $p_T = 2.5 \text{ GeV}/c$. For pair $p_T > 3.0 \text{ GeV}/c$, statistical limitations dictate the use of broader p_T bins.

The e^+e^- pair distributions from heavy flavor decays were simulated using three Monte Carlo generators, PYTHIA, MC@NLO, and POWHEG, with parameter settings as discussed above. The results are shown in Fig. 6. The three generators are compared using the normalization obtained from fitting the data to the respective event generators as described below. As seen in Fig. 6 and already described in detail in Ref. [13], the separation of e^+e^- pairs from $c\bar{c}$ and $b\bar{b}$ is more evident when one simultaneously analyzes mass and p_T of the pairs. The yield from $c\bar{c}$ is dominant for masses below $3 \text{ GeV}/c^2$ and pair p_T less than $2 \text{ GeV}/c$, whereas $b\bar{b}$ is dominant across all mass region for higher p_T . For the pairs with $p_T > 3.5 \text{ GeV}/c$, the largest contribution to the e^+e^- yield comes from single b decay chains with a semileptonic decay of the parent B meson followed by a semileptonic decay of the daughter D meson.

The generated distributions are fitted simultaneously to all data in p_T and mass in the mass regions between $1.15 < m_{e^+e^-} < 2.4 \text{ GeV}/c^2$ and $4.1 < m_{e^+e^-} < 8.0 \text{ GeV}/c^2$. The mass region from 2.4 to $4.15 \text{ GeV}/c^2$ is excluded to avoid any remnant contributions to the e^+e^- yield from J/ψ and ψ' decays after the subtraction. Such remnant yield could

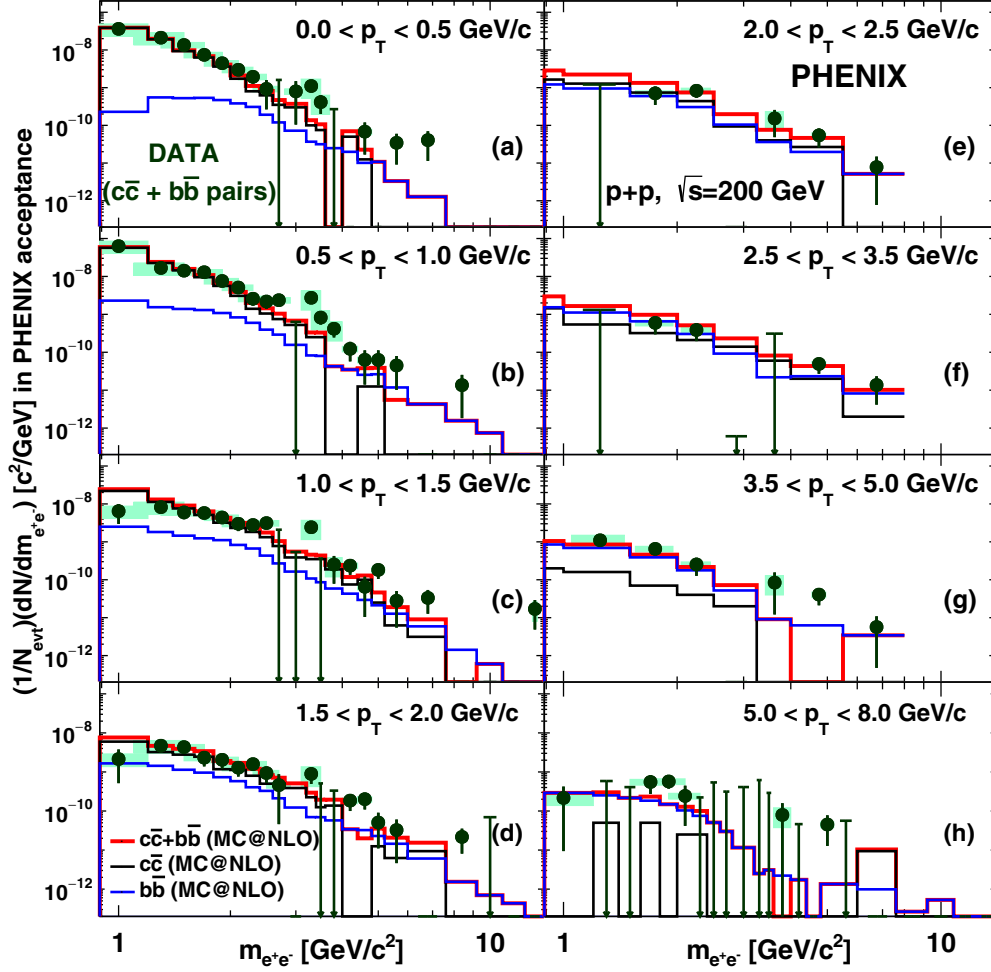


FIG. 8. Double differential e^+e^- pair yield from heavy-flavor decays fitted to simulated distributions from MC@NLO. The simulation is fitted to data in the mass region between $1.15 < m_{e^+e^-} < 2.4 \text{ GeV}/c^2$ and $4.1 < m_{e^+e^-} < 8.0 \text{ GeV}/c^2$.

result from an imperfect description of the line shapes, in particular of the low mass tail due to bremsstrahlung. For each MC generator there are two independent parameters that are fitted, which are the $c\bar{c}$ and $b\bar{b}$ cross sections in 4π . Figures 7–9 show the comparison of fitted distributions to the data for PYTHIA, MC@NLO, and POWHEG, respectively. The χ^2/NDF values are 1.2, 1.5, and 1.4 for PYTHIA, MC@NLO, and POWHEG, respectively, with an NDF equal to 65. Here, only statistical errors are used in the fit. Because the $c\bar{c}$ simulated pairs have smaller statistics at high masses for $p_T > 5 \text{ GeV}/c$, we include the errors from simulations into the fitting routine. Any improvement from additional statistics is expected to be minimal unless significant computing resources are allocated.

The fitted cross sections are tabulated in Table IV. For the $c\bar{c}$ cross section we find 356, 708, and 267 μb for PYTHIA,

MC@NLO, and POWHEG respectively. For each the statistical uncertainty is about 8%, while the systematic uncertainty due to the data is approximately 25%. The values cover a range of $\sim \pm 220 \mu\text{b}$ around the average value, indicating large model dependencies that are further discussed in the following. The $c\bar{c}$ cross section values are consistent with earlier measurements from single electron spectra that gave $\sigma_{c\bar{c}} = 567 \pm 57(\text{stat}) \pm 244(\text{syst}) \mu\text{b}$ [23] and from e^+e^- pairs that resulted in $\sigma_{c\bar{c}} = 544 \pm 39(\text{stat}) \pm 244(\text{syst}) \pm 200^{\text{model}} \mu\text{b}$ [21]. For the $b\bar{b}$ cross section we find values of 4.81, 3.85, and 2.91, again for PYTHIA, MC@NLO, and POWHEG, respectively. The statistical uncertainties are 15–22% and the systematic uncertainties are 21%. The observed model dependence is about $\sim 0.85 \mu\text{b}$ around the average, which is significantly smaller than for the $c\bar{c}$ cross section.

TABLE IV. Summary of $c\bar{c}$ and $b\bar{b}$ cross section measured in $p + p$ collisions using three different generators, PYTHIA, MC@NLO, and POWHEG. These are obtained by extrapolating to 4π the fitting results from the measured e^+e^- pairs from heavy flavor.

| $p + p$ | PYTHIA (μb) | MC@NLO (μb) | POWHEG (μb) |
|------------|--|---|--|
| $c\bar{c}$ | $356 \pm 27 (\text{stat}) \pm 89 (\text{syst})$ | $708 \pm 55 (\text{stat}) \pm 175 (\text{syst})$ | $267 \pm 19 (\text{stat}) \pm 67 (\text{syst})$ |
| $b\bar{b}$ | $4.81 \pm 0.71 (\text{stat}) \pm 1.00 (\text{syst})$ | $3.85 \pm 0.73 (\text{stat}) \pm 0.8 (\text{syst})$ | $2.91 \pm 0.63 (\text{stat}) \pm 0.61 (\text{syst})$ |

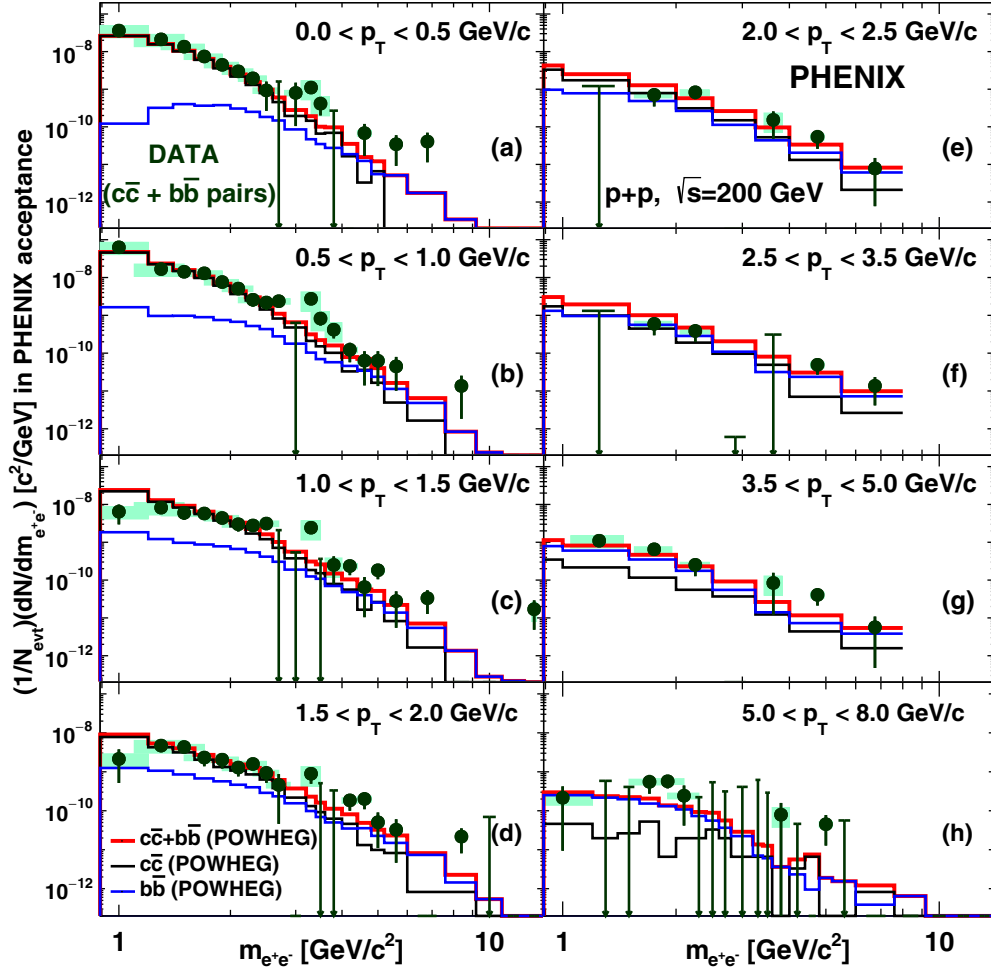


FIG. 9. Double differential e^+e^- pair yield from heavy-flavor decays fitted to simulated distributions from POWHEG. The simulation is fitted to data in the mass region between $1.15 < m_{e^+e^-} < 2.4 \text{ GeV}/c^2$ and $4.1 < m_{e^+e^-} < 8.0 \text{ GeV}/c^2$.

Despite the differences between the MC generators, each one achieves an adequate description of the data within the uncertainties. This may be more easily seen in the projections of the e^+e^- yield from heavy-flavor decays onto the mass and p_T axes as shown in Fig. 10.

As a consistency check and to see if more discrimination power between the models can be achieved in terms of different projections of the data, we also looked at the $\Delta\phi$ distribution for e^+e^- pairs. Because the analysis was done in two dimensions, mass and p_T , some extra steps

were necessary. We first generated $\Delta\phi$ distributions for foreground and mixed unlike-sign and like-sign pairs for the mass region between $1.15 < m_{e^+e^-} < 2.4 \text{ GeV}/c^2$ and $4.1 < m_{e^+e^-} < 8.0 \text{ GeV}/c^2$. The relative-acceptance corrected like-sign foreground $\Delta\phi$ distribution is subtracted from the unlike-sign pairs, which results in the $\Delta\phi$ distribution for heavy flavor pairs. These $\Delta\phi$ distributions were then efficiency corrected.

The data are compared to $\Delta\phi$ distributions from simulated e^+e^- pairs from $c\bar{c}$, $b\bar{b}$, and Drell-Yan. For each generator,

TABLE V. Step by step extrapolation from the number of e^+e^- pairs for $m_{e^+e^-} \geq 1.16 \text{ GeV}/c^2$ from $c\bar{c}$ in the PHENIX acceptance to the number of $c\bar{c}$ pairs in 4π for PYTHIA, MC@NLO, and POWHEG. Numbers are in units of pairs per event using the $c\bar{c}$ cross sections determined in this paper. The factors in square brackets quantify the increase in number of pairs. We have factored out the effective branching ratio $\text{BR} = 0.094$ for decays of $c \rightarrow e$ in the step from e^+e^- to $c\bar{c}$ pairs. The number of $c\bar{c}$ pairs in 4π is equal to the $c\bar{c}$ cross section in Table IV divided by the inelastic $p + p$ cross section $\sigma_{pp} = 42 \text{ mb}$.

| $c\bar{c}$ | PYTHIA | MC@NLO | POWHEG |
|--|---|---|--|
| $ y_{e^-} - y_{e^+} _{\text{PHENIX}} [m_{e^+e^-} \geq 1.16 \text{ GeV}/c^2]$ | 3.20×10^{-8} | 3.55×10^{-8} | 3.61×10^{-8} |
| $ y_{e^-} - y_{e^+} _{\text{PHENIX}}$ | $1.66 \times 10^{-7} (5.19)$ | $2.55 \times 10^{-7} (7.18)$ | $1.93 \times 10^{-7} (5.33)$ |
| $ y_{c\bar{c}} \leq 0.5$ | $2.33 \times 10^{-3} (124/\text{BR}^2)$ | $5.09 \times 10^{-3} (176.6/\text{BR}^2)$ | $1.80 \times 10^{-3} (82.5/\text{BR}^2)$ |
| 4π | $8.48 \times 10^{-3} (3.64)$ | $16.9 \times 10^{-3} (3.31)$ | $6.36 \times 10^{-3} (3.53)$ |

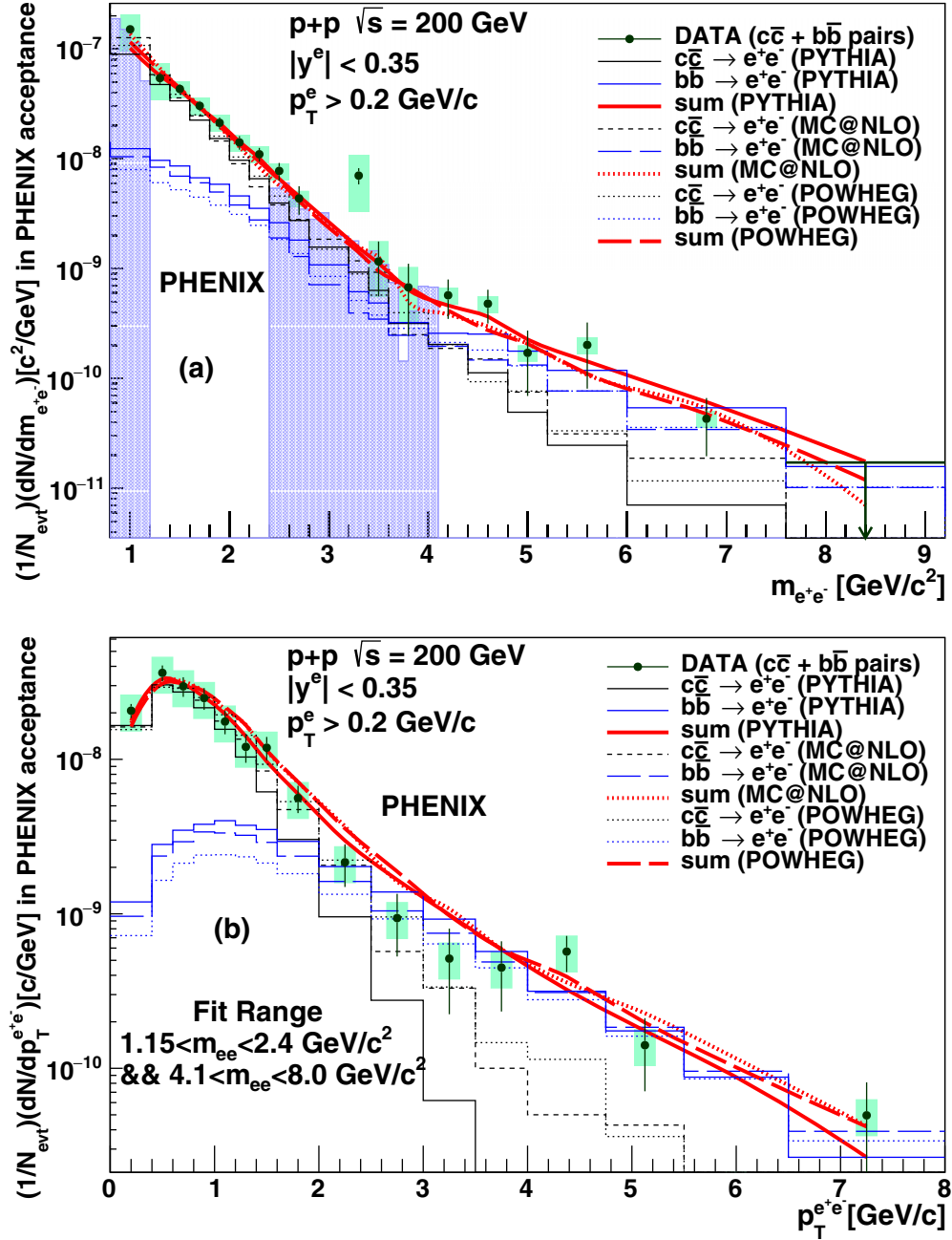


FIG. 10. The top panel compares the mass dependence of e^+e^- pair yield with PYTHIA, MC@NLO, and POWHEG calculations. The bottom panel shows the comparison for the p_T dependence. The blue region shown in the top panel is not used in the fitting and is excluded in the p_T projection.

the $c\bar{c}$ and $b\bar{b}$ contributions were normalized using the cross section values from Table IV. For the $b\bar{b}$ contribution the like-sign pairs were subtracted to match the procedure used in the data. The $\Delta\phi$ distributions from PYTHIA, MC@NLO, and POWHEG are shown for different pair p_T ranges and compared to the data in Fig. 11. Note that these distributions are for e^+e^- pairs within the PHENIX acceptance. Again, all three generators describe the data reasonably well. The conclusions are consistent with those drawn from the comparison in p_T and mass. At lower p_T the yield is dominated by $c\bar{c}$ production. The

yield peaks at large opening angle $\Delta\phi$, which is characteristic for back-to-back production. At the same p_T , the pairs from $b\bar{b}$ production show no pronounced back-to-back structure. This is consistent with the e^+e^- pair opening angle being less correlated with the $b\bar{b}$ opening angle due to the decay kinematics of the much heavier B mesons. For larger p_T $b\bar{b}$ production dominates, and the e^+e^- pair opening angle $\Delta\phi$ distribution peaks for opening angles smaller than 90° . This is due to the fact that these pairs result from the decay products of a single B meson rather than from the $b\bar{b}$ pair.

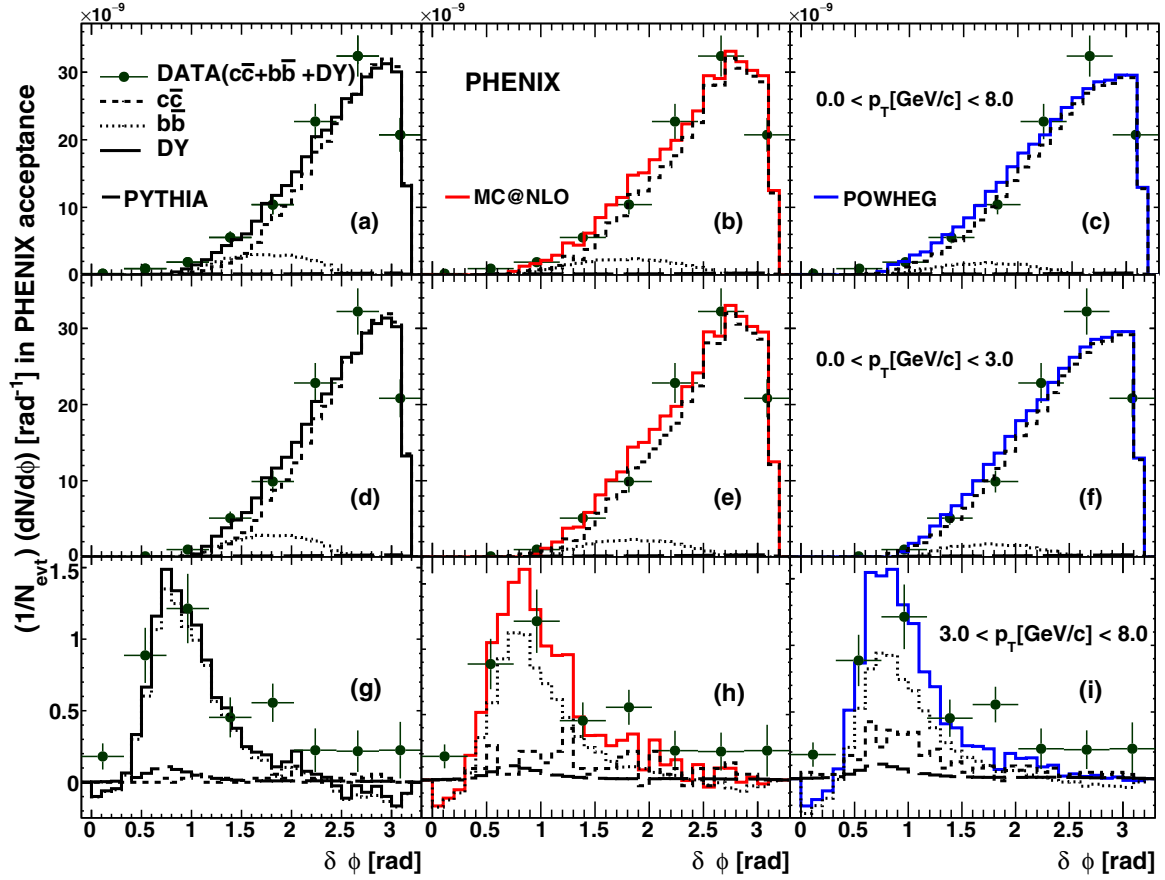


FIG. 11. Comparison of the $\Delta\phi$ distribution from data to the different MC generators. The leftmost column shows the comparison to PYTHIA, the middle column to MC@NLO, and the rightmost column shows the comparison to POWHEG. Each row corresponds to the p_T interval indicated in the leftmost column. The solid line corresponds to the total HF contribution, dashed line represents $c\bar{c}$, dotted line represents $b\bar{b}$, and the big dashed line shows DY contribution for a given generator. The normalization of different contributions is explained in the text. The negative yield for the simulations results from the like-sign subtraction performed in simulations similar to data analysis.

Only moderate differences are observed between the generators. While there are differences in the shape of the $\Delta\phi$ distributions for $c\bar{c}$ and $b\bar{b}$, the main structure seen in Fig. 11 is given by the two arm detector acceptance. We find that the statistical significance of our data is insufficient to add more discriminating power between the generators by looking at the $\Delta\phi$ projections.

While the data are well described by all three generators within the PHENIX central arm acceptance and over the range they were fitted to the data, the obtained cross section values, tabulated in Table IV, indicate that there are large systematic differences when extrapolated beyond the range where the models were fitted to the data.

The $c\bar{c}$ cross sections found using PYTHIA and POWHEG differ by about 30%, while for MC@NLO a much larger $c\bar{c}$ cross section is determined. This may be due to the fact that our POWHEG simulation uses the PYTHIA fragmentation scheme. Such differences can have important consequences if the generators are used to estimate yields from $c\bar{c}$ outside the fit range, even within the PHENIX acceptance. This was first pointed out in Ref. [43] and is apparent when one looks at the e^+e^- pair mass distributions below $1 \text{ GeV}/c^2$, depicted in Fig. 12. For PYTHIA and POWHEG there is very little difference

going from mass larger than $1 \text{ GeV}/c^2$ to zero mass, while for MC@NLO the e^+e^- pair yield is much larger. This is an

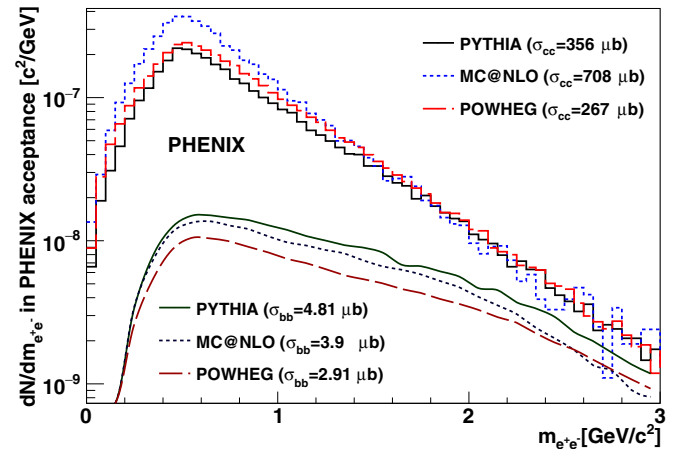


FIG. 12. Comparison of the invariant e^+e^- yield from $c\bar{c}$ and $b\bar{b}$ for $p + p$ collisions determined using PYTHIA (solid line), MC@NLO (dotted line), and POWHEG (dashed line) and normalized using the extracted cross sections.

TABLE VI. Step by step extrapolation from the number of e^+e^- pairs for $m_{e^+e^-} \geq 1.16 \text{ GeV}/c^2$ from $b\bar{b}$ in the PHENIX acceptance to the number of $b\bar{b}$ pairs in 4π for PYTHIA, MC@NLO, and POWHEG. Numbers are in units of pairs per event using the $b\bar{b}$ cross sections determined in this paper. The factors in square brackets quantify the increase in number of pairs. We have factored out the effective branching ratio $\text{BR} = 0.158$ for decays of $b \rightarrow e$ in the step from e^+e^- to $b\bar{b}$ pairs. The number of $b\bar{b}$ pairs in 4π is equal to the $b\bar{b}$ cross section in Table IV divided by the inelastic $p + p$ cross section $\sigma_{pp} = 42 \text{ mb}$.

| $b\bar{b}$ | PYTHIA | MC@NLO | POWHEG |
|---|--|--|--|
| $ y_{e^-} - y_{e^+} _{\text{PHENIX}}[m_{e^+e^-} \geq 1.16 \text{ GeV}/c^2]$ | 10.3×10^{-9} | 8.34×10^{-9} | 6.99×10^{-9} |
| $ y_{e^-} - y_{e^+} _{\text{PHENIX}}$ | $2.18 \times 10^{-8} (2.11)$ | $1.83 \times 10^{-8} (2.19)$ | $1.46 \times 10^{-8} (2.12)$ |
| $ y_{b\bar{b}} \leq 0.5$ | $4.47 \times 10^{-5} (51.1/\text{BR}^2)$ | $3.49 \times 10^{-5} (47.6/\text{BR}^2)$ | $2.61 \times 10^{-5} (44.6/\text{BR}^2)$ |
| 4π | $11.5 \times 10^{-5} (2.56)$ | $9.17 \times 10^{-5} (2.62)$ | $6.93 \times 10^{-5} (2.66)$ |

important contribution to the larger $c\bar{c}$ cross section determined with MC@NLO.

To get a better quantitative understanding, we divided the extrapolation into the following three steps: the first step is the extrapolation from the fitted e^+e^- pairs in the PHENIX acceptance to e^+e^- pairs at all masses, then to the $q\bar{q}$ rapidity density, and finally to 4π . These factors are tabulated in Tables V and VI for $c\bar{c}$ and $b\bar{b}$, respectively. For $c\bar{c}$ production the number of e^+e^- pairs in the fit range is similar for PYTHIA, MC@NLO, and POWHEG. This is expected, because the normalization is essentially fitted in the range from 1 to 2 GeV/c^2 where $c\bar{c}$ dominates. The extrapolation to zero mass is different only for MC@NLO, and is responsible for about 50% of the larger cross section for MC@NLO. Going from e^+e^- pairs in the PHENIX acceptance to the rapidity density $dN_{c\bar{c}}/dy$ at $y = 0$ has the largest variations between models. The final step from $c\bar{c}$ rapidity density to 4π has little model dependence indicating that the underlying rapidity distribution for $c\bar{c}$ is similar in all of the generators.

The situation is however different for $b\bar{b}$ production. From Table VI it is evident that every step of the extrapolation from the fit range to 4π is very similar for all three generators. Again this is expected because the e^+e^- pair distributions from $b\bar{b}$ production are dominated by decay kinematics [13]. However, the number of e^+e^- pairs in the fit range is different, which leads to different $b\bar{b}$ cross section values. The extracted $b\bar{b}$ cross section value using PYTHIA is larger as compared to the one derived from MC@NLO, with the latter being larger than POWHEG. From Figs. 6 and 10, one can see that the shape of the e^+e^- pair distributions from $b\bar{b}$ production are very similar among the three generators. However, this is not the case for e^+e^- pairs from $c\bar{c}$ production; in particular for POWHEG, the e^+e^- pair momentum distribution is much harder as compared to other generators. Because the $c\bar{c}$ contribution is essentially fixed in the mass region between 1.0 and 2.0 GeV/c^2 at low pair p_T , a harder distribution can only be accommodated in the overall fit by reducing $b\bar{b}$ production,

which we expect to account for all the seen variation between the three generators. Additional differences in the rapidity and momentum distribution also contribute to the very model dependent extrapolations of the $c\bar{c}$ cross section in 4π .

B. Comparison of $p + p$ and $d + \text{Au}$ results

The results of the analysis of $p + p$ data presented here can be directly compared to the already published $d + \text{Au}$ results [13]. Because we are now including POWHEG and are using a newer version of MC@NLO for the $p + p$ analysis, we refitted the data published in Ref. [13] with the generator versions used for $p + p$. We scaled down the $d + \text{Au}$ data by the average number of binary nucleon-nucleon collisions of $N_{\text{coll}} (=7.6 \pm 0.4)$. Therefore the resulting normalization constants represent the equivalent nucleon-nucleon cross section, and can be directly compared to the $p + p$ results.

Table VII summarizes the $c\bar{c}$ and $b\bar{b}$ nucleon-nucleon equivalent cross sections extracted from the $d + \text{Au}$ data. We note that the numbers quoted here for the MC@NLO simulation are 17% and 12% smaller for $c\bar{c}$ and $b\bar{b}$, respectively, compared to the numbers quoted in Ref. [13]. This is potentially due to using a newer MC@NLO version, which needed to be modified to generate charm, or a previous inaccuracy in how the negative weights should be used to avoid double counting in the HERWIG fragmentation [13]. In either case the difference is small enough to change the conclusions neither here nor in the original paper [13].

The comparison of the numbers in Tables IV and VII is shown graphically in Fig. 13. We see the same model dependence for $d + \text{Au}$ as was seen for $p + p$. For a given model, the obtained $c\bar{c}$ cross sections are consistent within the given uncertainties in $p + p$ and $d + \text{Au}$. We also looked at the ratio (or nuclear modification) of cross sections of $c\bar{c}$ and $b\bar{b}$ in $d + \text{Au}$ and $p + p$ and this is plotted in Fig. 14. This ratio is similar for all the event generators and no deviation from unity is observed.

TABLE VII. Summary of $c\bar{c}$ and $b\bar{b}$ cross section in $d + \text{Au}$ collisions expressed as nucleon-nucleon equivalent cross section by dividing the $d + \text{Au}$ cross section by the average number of binary nucleon-nucleon collisions $N_{\text{coll}} = 7.6 \pm 0.4$.

| $d + \text{Au}/N_{\text{coll}}$ | PYTHIA (μb) | MC@NLO (μb) | POWHEG (μb) |
|---------------------------------|--|--|--|
| $c\bar{c}$ (reanalysis) | $385 \pm 34 \text{ (stat)} \pm 119 \text{ (syst)}$ | $795 \pm 80 \text{ (stat)} \pm 275 \text{ (syst)}$ | $303 \pm 26 \text{ (stat)} \pm 94 \text{ (syst)}$ |
| $b\bar{b}$ (reanalysis) | $3.40 \pm 0.65 \text{ (stat)} \pm 1.10 \text{ (syst)}$ | $2.95 \pm 0.67 \text{ (stat)} \pm 0.95 \text{ (syst)}$ | $2.0 \pm 0.6 \text{ (stat)} \pm 0.65 \text{ (syst)}$ |

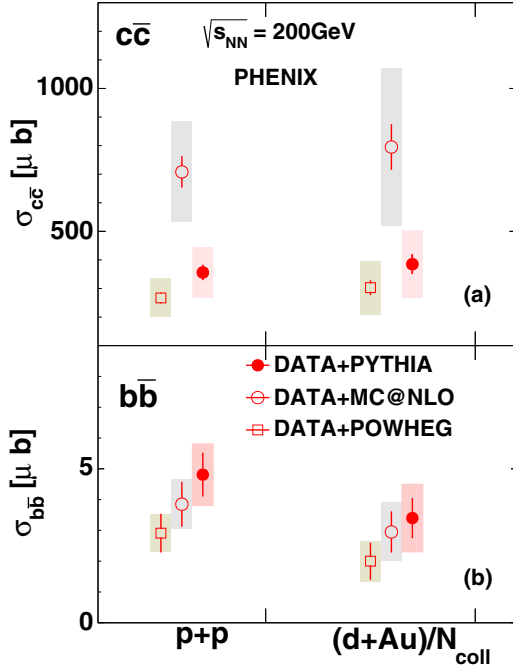


FIG. 13. The extracted cross sections of $c\bar{c}$ and $b\bar{b}$ in $p + p$ and $d + Au$ collisions. The $d + Au$ cross section has been scaled down by N_{coll} to represent the equivalent nucleon-nucleon cross section.

Figures 15 and 16 show a direct comparison of the measured mass and p_T spectra of e^+e^- pairs from heavy flavor decays between $p + p$ and $d + Au$ systems. The top panels show an overlay of mass and p_T spectra in $p + p$ and MB $d + Au$ collisions, where we scaled the $p + p$ yield by N_{coll} ($=7.6 \pm 0.4$), corresponding to MB $d + Au$ collisions. Within the statistical precision of the data, the mass and p_T spectra in $p + p$ and $d + Au$ agree with each other. The bottom panel in these figures show the ratio of $d + Au$ to $p + p$ data. Given the uncertainties, the ratios are consistent with 1. While the e^+e^- pair data show no evidence for any nuclear modification to the $c\bar{c}$ and $b\bar{b}$ production, due to the large statistical and systematic uncertainty, they would not be sensitive to effects smaller than 30%. For example, the observed modification of single electron

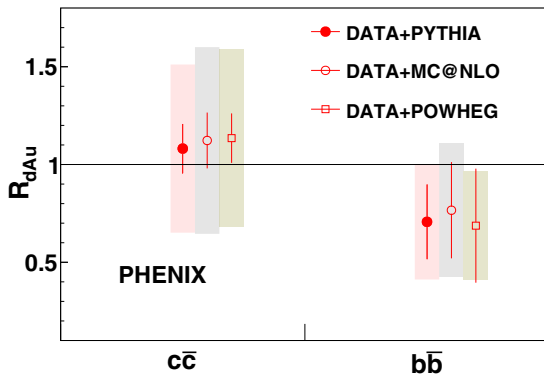


FIG. 14. The nuclear modification factor R_{dAu} of $c\bar{c}$ and $b\bar{b}$ pairs constructed using the cross sections. The $d + Au$ cross sections are scaled down by $N_{\text{coll}} = 7.6 \pm 0.4$.

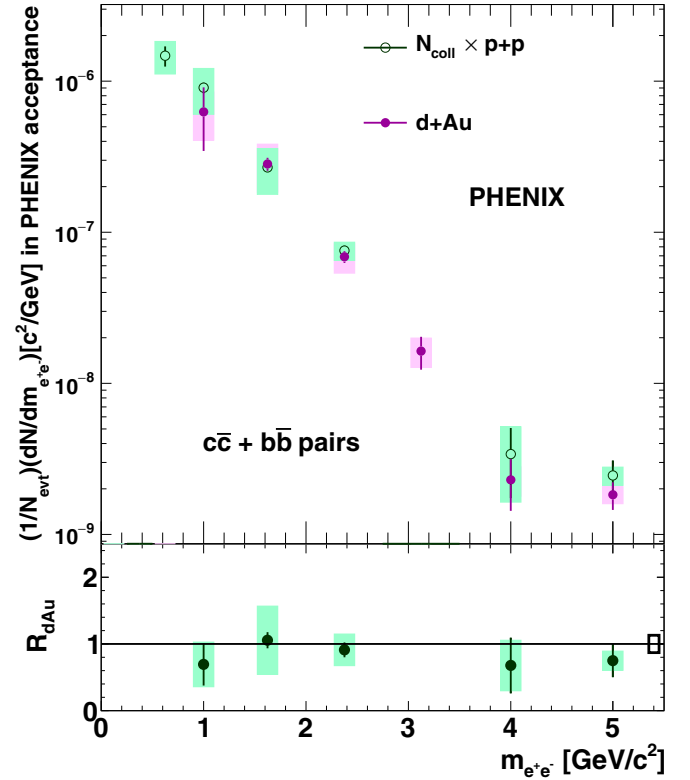


FIG. 15. Comparison of mass spectrum of e^+e^- pairs from heavy flavor in $p + p$ and $d + Au$ collisions. The $d + Au$ data shown are from [13]. The $p + p$ yield has been scaled by $N_{\text{coll}} = 7.6 \pm 0.4$ for MB $d + Au$ collisions.

spectra seen in $d + Au$ collisions [9] could result in a change of 30% in the e^+e^- pair mass and p_T distributions, but that might not be seen here due to the large uncertainties.

VII. SUMMARY AND CONCLUSIONS

We present e^+e^- pair measurements from heavy flavor decays in $p + p$ collisions at $\sqrt{s} = 200$ GeV. The data are shown multidifferential as a function of pair mass, p_T , and $\Delta\phi$. By comparing the e^+e^- pair data to pQCD calculations, the $c\bar{c}$ and $b\bar{b}$ production cross sections can be constrained. Three different pQCD based Monte Carlo models are used: PYTHIA, MC@NLO, and POWHEG. We find that the $c\bar{c}$ production cross section ranges from 267 to 708 μb with a statistical (systematic) uncertainty of about 8% (25%). The $b\bar{b}$ production cross section ranges from 2.9 to 4.8 μb with a statistical (systematic) uncertainty of 15–22% (21%).

The e^+e^- pair distributions obtained from PYTHIA, MC@NLO, and POWHEG within the PHENIX acceptance, once normalized to data, were found to be consistent in mass, p_T and $\Delta\phi$. In case of $c\bar{c}$, the extrapolation beyond the measured range shows substantial model dependence. This is evident by more than 400- μb difference between the obtained $c\bar{c}$ cross sections, which is more than 100% compared to the average value.

We find a smaller variation for $b\bar{b}$, which is less than 50% of the average $b\bar{b}$ cross section value. This variation is entirely due

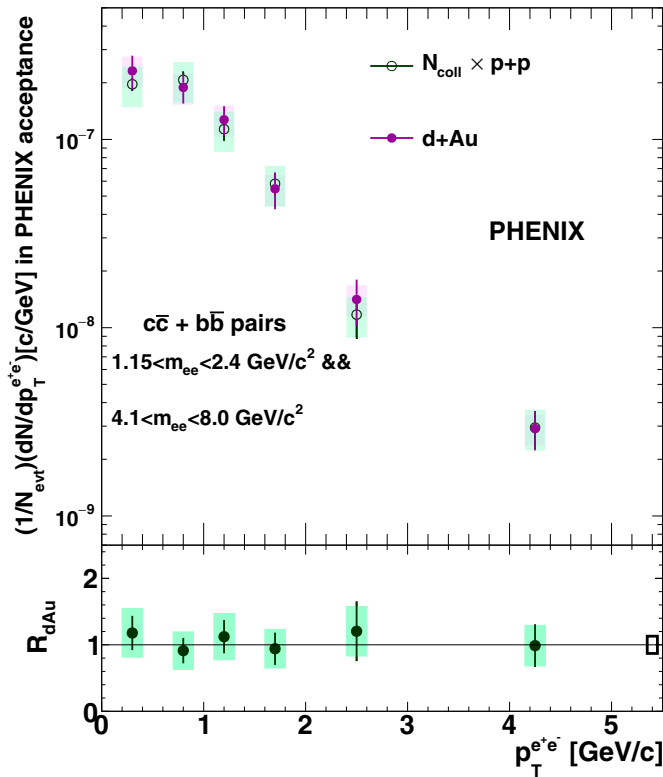


FIG. 16. Comparison of transverse momentum spectrum of e^+e^- pairs in $p+p$ and $d+Au$ collisions. The $d+Au$ data shown are from [13]. The $p+p$ yield has been scaled by $N_{\text{coll}} = 7.6 \pm 0.4$ for MB $d+Au$ collisions.

to the model dependence of $c\bar{c}$ production. The extrapolation of $b\bar{b}$ from the measured range shows little model dependence, because in our acceptance the decay kinematics dominate the e^+e^- pair distributions from $b\bar{b}$.

We compare our $p+p$ results directly to e^+e^- pair measurements from MB $d+Au$ collisions. The $c\bar{c}$ and $b\bar{b}$ cross sections are determined in the same way for both the systems. Although there is significant model dependence in extracting the cross sections, within a given model, there is no difference between the cross sections determined from $p+p$ and the equivalent nucleon-nucleon cross section obtained from $d+Au$. Furthermore, we compare directly the measured

e^+e^- pair mass and p_T distributions from $p+p$ and $d+Au$. After scaling with the number of binary collisions, we observe no evidence for nuclear modifications of heavy flavor production in the $d+Au$ system within our experimental uncertainties.

ACKNOWLEDGMENTS

We thank the staff of the Collider-Accelerator and Physics Departments at Brookhaven National Laboratory and the staff of the other PHENIX participating institutions for their vital contributions. We acknowledge support from the Office of Nuclear Physics in the Office of Science of the Department of Energy, the National Science Foundation, a sponsored research grant from Renaissance Technologies LLC, Abilene Christian University Research Council, Research Foundation of SUNY, and Dean of the College of Arts and Sciences, Vanderbilt University (USA), Ministry of Education, Culture, Sports, Science, and Technology and the Japan Society for the Promotion of Science (Japan), Conselho Nacional de Desenvolvimento Científico e Tecnológico and Fundação de Amparo à Pesquisa do Estado de São Paulo (Brazil), Natural Science Foundation of China (People's Republic of China), Croatian Science Foundation and Ministry of Science and Education (Croatia), Ministry of Education, Youth and Sports (Czech Republic), Centre National de la Recherche Scientifique, Commissariat à l'Énergie Atomique, and Institut National de Physique Nucléaire et de Physique des Particules (France), Bundesministerium für Bildung und Forschung, Deutscher Akademischer Austausch Dienst, and Alexander von Humboldt Stiftung (Germany), National Science Fund, OTKA, EFOP, and the Ch. Simonyi Fund (Hungary), Department of Atomic Energy and Department of Science and Technology (India), Israel Science Foundation (Israel), Basic Science Research Program through NRF of the Ministry of Education (Korea), Physics Department, Lahore University of Management Sciences (Pakistan), Ministry of Education and Science, Russian Academy of Sciences, Federal Agency of Atomic Energy (Russia), VR and Wallenberg Foundation (Sweden), the US Civilian Research and Development Foundation for the Independent States of the Former Soviet Union, the Hungarian American Enterprise Scholarship Fund, and the US-Israel Binational Science Foundation.

- [1] K. Adcox *et al.* (PHENIX Collaboration), Suppression of Hadrons with Large Transverse Momentum in Central Au+Au Collisions at $\sqrt{s_{NN}} = 130$ GeV, *Phys. Rev. Lett.* **88**, 022301 (2002).
- [2] S. S. Adler *et al.* (PHENIX Collaboration), Suppressed π^0 Production at Large Transverse Momentum in Central Au+Au Collisions at $\sqrt{s} = 200$ GeV, *Phys. Rev. Lett.* **91**, 072301 (2003).
- [3] J. Adams *et al.* (STAR Collaboration), Transverse-Momentum and Collision Energy Dependence of High- p_T Hadron Suppression in Au + Au Collisions at Ultrarelativistic Energies, *Phys. Rev. Lett.* **91**, 172302 (2003).
- [4] M. He, R. J. Fries, and R. Rapp, Heavy-quark diffusion and hadronization in quark-gluon plasma, *Phys. Rev. C* **86**, 014903 (2012).
- [5] R. Sharma and I. Vitev, High transverse momentum quarkonium production and dissociation in heavy ion collisions, *Phys. Rev. C* **87**, 044905 (2013).
- [6] G. D. Moore and D. Teaney, How much do heavy quarks thermalize in a heavy ion collision? *Phys. Rev. C* **71**, 064904 (2005).
- [7] H. van Hees, V. Greco, and R. Rapp, Heavy-quark probes of the quark-gluon plasma at RHIC, *Phys. Rev. C* **73**, 034913 (2006).

- [8] W. A. Horowitz and M. Gyulassy, Testing AdS/CFT drag and pQCD heavy quark energy loss, *J. Phys. G: Nucl. Part. Phys.* **35**, 104152 (2008).
- [9] A. Adare *et al.* (PHENIX Collaboration), Cold-Nuclear-Matter Effects on Heavy-Quark Production in $d + \text{Au}$ Collisions at $\sqrt{s_{NN}} = 200$ GeV, *Phys. Rev. Lett.* **109**, 242301 (2012).
- [10] A. Adare *et al.* (PHENIX Collaboration), Heavy quark production in $p + p$ and energy loss and flow of heavy quarks in Au+Au collisions at $\sqrt{s_{NN}} = 200$ GeV, *Phys. Rev. C* **84**, 044905 (2011).
- [11] M. M. Aggarwal *et al.* (STAR Collaboration), Measurement of the Bottom Contribution to Non-Photonic Electron Production in $p + p$ Collisions at $\sqrt{s} = 200$ GeV, *Phys. Rev. Lett.* **105**, 202301 (2010).
- [12] A. Adare *et al.* (PHENIX Collaboration), Heavy-flavor electron-muon correlations in $p + p$ and $d + \text{Au}$ collisions at $\sqrt{s_{NN}} = 200$ GeV, *Phys. Rev. C* **89**, 034915 (2014).
- [13] A. Adare *et al.* (PHENIX Collaboration), Cross section for $b\bar{b}$ production via dielectrons in $d + \text{Au}$ collisions at $\sqrt{s_{NN}} = 200$ GeV, *Phys. Rev. C* **91**, 014907 (2015).
- [14] L. Adamczyk *et al.* (STAR Collaboration), Observation of D^0 Meson Nuclear Modifications in Au + Au Collisions at $\sqrt{s_{NN}} = 200$ GeV, *Phys. Rev. Lett.* **113**, 142301 (2014).
- [15] K. Adcox *et al.* (PHENIX Collaboration), PHENIX detector overview, *Nucl. Instrum. Methods Phys. Res., Sect. A* **499**, 469 (2003).
- [16] S. S. Adler *et al.* (PHENIX Collaboration), Midrapidity-Neutral-Pion Production in Proton-Proton Collisions at $\sqrt{s} = 200$ GeV, *Phys. Rev. Lett.* **91**, 241803 (2003).
- [17] K. Adcox *et al.* (PHENIX Collaboration), PHENIX central arm tracking detectors, *Nucl. Instrum. Methods Phys. Res., Sect. A* **499**, 489 (2003).
- [18] L. Aphecetche *et al.* (PHENIX Collaboration), PHENIX calorimeter, *Nucl. Instrum. Methods Phys. Res., Sect. A* **499**, 521 (2003).
- [19] D. Sharma, Measurement of ω - and ϕ -meson production in $p + p$ and $d + a$ collisions at rhic energies using the phenix detector, Ph.D. dissertation, Weizmann Institute of Science, Israel, 2010.
- [20] A. Adare *et al.* (PHENIX Collaboration), Detailed measurement of the e^+e^- pair continuum in $p + p$ and Au+Au collisions at $\sqrt{s_{NN}} = 200$ GeV and implications for direct photon production, *Phys. Rev. C* **81**, 034911 (2010).
- [21] A. Adare *et al.* (PHENIX Collaboration), Dilepton mass spectra in $p + p$ collisions at $\sqrt{s} = 200$ GeV and the contribution from open charm, *Phys. Lett. B* **670**, 313 (2009).
- [22] W. M. Yao *et al.* (Particle Data Group), Review of Particle Physics, *J. Phys. G* **33**, 1 (2006).
- [23] A. Adare *et al.* (PHENIX Collaboration), Measurement of High- $p(T)$ Single Electrons from Heavy-Flavor Decays in $p + p$ Collisions at $\sqrt{s} = 200$ GeV, *Phys. Rev. Lett.* **97**, 252002 (2006).
- [24] N. M. Kroll and W. Wada, Internal pair production associated with the emission of high-energy gamma rays, *Phys. Rev.* **98**, 1355 (1955).
- [25] L. G. Landsberg, Electromagnetic decays of light mesons, *Phys. Rep.* **128**, 301 (1985).
- [26] R. I. Dzhelyadin *et al.*, Study of the Electromagnetic Transition Form-factor in $\omega \rightarrow \pi^0 \mu^+ \mu^-$ Decay, *Phys. Lett. B* **102**, 296 (1981); *JETP Lett.* **33**, 228 (1981).
- [27] G. J. Gounaris and J. J. Sakurai, Finite Width Corrections to the Vector Meson Dominance Prediction for $\rho \rightarrow e^+e^-$, *Phys. Rev. Lett.* **21**, 244 (1968).
- [28] A. Adare *et al.* (PHENIX Collaboration), Inclusive cross-section and double helicity asymmetry for π^0 production in $p + p$ collisions at $\sqrt{s} = 200$ GeV: Implications for the polarized gluon distribution in the proton, *Phys. Rev. D* **76**, 051106(R) (2007).
- [29] A. Adare *et al.* (PHENIX Collaboration), Identified charged hadron production in $p + p$ collisions at $\sqrt{s} = 200$ and 62.4 GeV, *Phys. Rev. C* **83**, 064903 (2011).
- [30] A. Adare *et al.* (PHENIX Collaboration), Cross section and double helicity asymmetry for η mesons and their comparison to π^0 production in $p + p$ collisions at $\sqrt{s} = 200$ GeV, *Phys. Rev. D* **83**, 032001 (2011).
- [31] S. S. Adler *et al.* (PHENIX Collaboration), High transverse momentum η meson production in $p + p$, $d + \text{Au}$, and Au + Au collisions at $\sqrt{s_{NN}} = 200$ GeV, *Phys. Rev. C* **75**, 024909 (2007).
- [32] A. Adare *et al.* (PHENIX Collaboration), Measurement of neutral mesons in $p + p$ collisions at $\sqrt{s} = 200$ GeV and scaling properties of hadron production, *Phys. Rev. D* **83**, 052004 (2011).
- [33] A. Adare *et al.* (PHENIX Collaboration), Nuclear modification factors of ϕ mesons in $d + \text{Au}$, Cu + Cu, and Au + Au collisions at $\sqrt{s_{NN}} = 200$ GeV, *Phys. Rev. C* **83**, 024909 (2011).
- [34] A. Adare *et al.* (PHENIX Collaboration), J/ψ Production Versus Transverse Momentum and Rapidity in $\bar{p} + p$ Collisions at $\sqrt{s} = 200$ GeV, *Phys. Rev. Lett.* **98**, 232002 (2007).
- [35] A. Adare *et al.* (PHENIX Collaboration), Ground and excited charmonium state production in $p + p$ collisions at $\sqrt{s} = 200$ GeV, *Phys. Rev. D* **85**, 092004 (2012).
- [36] T. Sjostrand, S. Mrenna, and P. Z. Skands, PYTHIA6.4 Physics and Manual, *J. High Energy Phys.* **05** (2006) 026.
- [37] S. Frixione and B. R. Webber, Matching NLO QCD computations and parton shower simulations, *J. High Energy Phys.* **06** (2002) 029.
- [38] S. Frixione, P. Nason, and B. R. Webber, Matching NLO QCD and parton showers in heavy flavor production, *J. High Energy Phys.* **08** (2003) 007.
- [39] G. Corcella, I. G. Knowles, G. Marchesini, S. Moretti, K. Odagiri, P. Richardson, M. H. Seymour, and B. R. Webber, HERWIG 6: An Event generator for hadron emission reactions with interfering gluons (including supersymmetric processes), *J. High Energy Phys.* **01** (2001) 010.
- [40] J. Pumplin, D. R. Stump, J. Huston, H. L. Lai, Pavel M. Nadolsky, and W. K. Tung, New generation of parton distributions with uncertainties from global QCD analysis, *J. High Energy Phys.* **07** (2002) 012.
- [41] S. Frixione, P. Nason, and G. Ridolfi, A Positive-weight next-to-leading-order Monte Carlo for heavy flavour hadroproduction, *J. High Energy Phys.* **09** (2007) 126.
- [42] T. Sjostrand, S. Mrenna, and P. Z. Skands, A Brief Introduction to PYTHIA8.1, *Comput. Phys. Commun.* **178**, 852 (2008).
- [43] A. Adare *et al.* (PHENIX Collaboration), Dielectron production in Au + Au collisions at $\sqrt{s_{NN}} = 200$ GeV, *Phys. Rev. C* **93**, 014904 (2016).