

Anomalous Evolution of the Near-Side Jet Peak Shape in Pb-Pb Collisions at $\sqrt{s_{NN}} = 2.76$ TeV

(ALICE Collaboration) Adam, J.; ...; Antičić, Tome; ...; Erhardt, Filip; ...; Gotovac, Sven; ...; Mudnić, Eugen; ...; ...

Source / Izvornik: **Physical Review Letters, 2017, 119**

Journal article, Published version

Rad u časopisu, Objavljena verzija rada (izdavačev PDF)

<https://doi.org/10.1103/PhysRevLett.119.102301>

Permanent link / Trajna poveznica: <https://urn.nsk.hr/urn:nbn:hr:217:959363>

Rights / Prava: [Attribution 3.0 Unported/Imenovanje 3.0](#)

Download date / Datum preuzimanja: **2024-05-26**



Repository / Repozitorij:

[Repository of the Faculty of Science - University of Zagreb](#)



Anomalous Evolution of the Near-Side Jet Peak Shape in Pb-Pb Collisions at $\sqrt{s_{NN}} = 2.76$ TeV

J. Adam *et al.**

(ALICE Collaboration)

(Received 28 September 2016; published 8 September 2017)

The measurement of two-particle angular correlations is a powerful tool to study jet quenching in a p_T region inaccessible by direct jet identification. In these measurements pseudorapidity ($\Delta\eta$) and azimuthal ($\Delta\phi$) differences are used to extract the shape of the near-side peak formed by particles associated with a higher p_T trigger particle ($1 < p_{T,\text{trig}} < 8$ GeV/ c). A combined fit of the near-side peak and long-range correlations is applied to the data allowing the extraction of the centrality evolution of the peak shape in Pb-Pb collisions at $\sqrt{s_{NN}} = 2.76$ TeV. A significant broadening of the peak in the $\Delta\eta$ direction at low p_T is found from peripheral to central collisions, which vanishes above 4 GeV/ c , while in the $\Delta\phi$ direction the peak is almost independent of centrality. For the 10% most central collisions and $1 < p_{T,\text{assoc}} < 2$ GeV/ c , $1 < p_{T,\text{trig}} < 3$ GeV/ c a novel feature is observed: a depletion develops around the center of the peak. The results are compared to pp collisions at the same center of mass energy and AMPT model simulations. The comparison to the investigated models suggests that the broadening and the development of the depletion is connected to the strength of radial and longitudinal flow.

DOI: 10.1103/PhysRevLett.119.102301

In elementary interactions with large momentum transfer ($Q^2 \gg \Lambda_{\text{QCD}}^2$), partons with high transverse momentum (p_T) are produced. They evolve from high to low virtuality producing parton showers and eventually hadronizing into a spray of collimated hadrons called jets. In interactions between heavy ions, such high- p_T partons are produced at the early stages of the collisions. They propagate through the dense and hot medium created in these collisions and are expected to lose energy due to medium-induced gluon radiation and elastic scatterings, a process commonly referred to as jet quenching. Correspondingly, an inclusive jet suppression has been observed at the LHC [1–3] together with a large dijet energy asymmetry [4,5], while studies of the momentum and angular distributions of jet fragments show only a small modification of the jet core [6–8], and an excess of soft particles radiated to large angles from the jet axis [9]. Semi-inclusive hadron-jet correlations show a suppression of recoil jet yield, with no in-medium modification of transverse jet structure observed [10].

Dihadron angular correlations represent a powerful complementary tool to study jet modifications on a statistical basis in an energy region where jets cannot be identified event by event over the fluctuating background. Such studies involve measuring the distributions of the

relative azimuthal angle $\Delta\phi$ and pseudorapidity $\Delta\eta$ between particle pairs consisting of a trigger particle in a certain transverse momentum $p_{T,\text{trig}}$ interval and an associated particle in a $p_{T,\text{assoc}}$ interval. In these correlations, jet production manifests itself as a peak centered around ($\Delta\phi = 0, \Delta\eta = 0$) (near-side peak) and a structure elongated in $\Delta\eta$ at $\Delta\phi = \pi$ (the away side or recoil region). At low p_T , resonance decays as well as femtoscopic correlations also contribute to the near-side peak. The advantage of using dihadron correlations is that an event-averaged subtraction of the background from particles uncorrelated to the jet can be performed. This advantage is shared with the analysis of hadron-jet correlations recently reported in Refs. [9,10].

At RHIC, the near-side particle yield and peak shape of dihadron correlations have been studied for different systems and collision energies [11–13]. Small modifications of the yields with respect to a pp reference from PYTHIA are observed and there is remarkably little dependence on the collision system at the center-of-mass energies of $\sqrt{s_{NN}} = 62.4$ and 200 GeV. An exception is the measurement in central Au-Au collisions at $\sqrt{s_{NN}} = 200$ GeV where the jetlike correlation is substantially broader and the momentum spectrum softer than in peripheral collisions and than those in collisions of other systems in this kinematic regime. In Ref. [12], the broadening observed in central Au-Au collisions at $\sqrt{s_{NN}} = 200$ GeV is seen as an indication of a modified jet fragmentation function. At the LHC, the measurement of the yield of particles associated with a high- p_T trigger particle (8–15 GeV/ c) in central Pb-Pb collisions relative

*Full author list given at the end of the article.

Published by the American Physical Society under the terms of the Creative Commons Attribution 3.0 License. Further distribution of this work must maintain attribution to the author(s) and the published article's title, journal citation, and DOI.

to the pp reference at $p_{T,\text{assoc}} > 3$ GeV/ c shows a suppression on the away side and a moderate enhancement on the near side, indicating that medium-induced modifications can also be expected on the near side [14]. Much stronger modification is observed for lower trigger and associated particle p_T ($3 < p_{T,\text{trig}} < 3.5$ GeV/ c and $1 < p_{T,\text{assoc}} < 1.5$ GeV/ c) [15,16]. In the most central Pb-Pb collisions, the near-side yield is enhanced by a factor of 1.7. The present Letter expands these studies at the LHC to the characterization of the angular distribution of the associated particles with respect to the trigger particle. The angular distribution is sensitive to the broadening of the jet due to its energy loss and the distribution of radiated energy. Moreover, possible interactions of the parton shower with the collective longitudinal expansion [17–19] or with turbulent color fields [20] in the medium would result in near-side peak shapes that are broader in the $\Delta\eta$ than in the $\Delta\phi$ direction. Results from the study of the near-side peak shape of charged particles as a function of centrality and for different combinations of trigger and associated particle p_T are discussed.

The data presented in this Letter were taken by the ALICE detector, of which a detailed description can be found in Ref. [21]. The main subsystems used in the present analysis are the Inner Tracking System (ITS), and the Time Projection Chamber (TPC). These have a common acceptance of $|\eta| < 0.9$. The ITS consists of six layers of silicon detectors for vertex finding, tracking, and triggering. The TPC is the main tracking detector measuring up to 159 space points per track. The V0 detector, two arrays of 32 scintillator tiles each, covering $2.8 < \eta < 5.1$ (V0-A) and $-3.7 < \eta < -1.7$ (V0-C), was used for triggering and centrality determination. All these detector systems have full azimuthal coverage.

Data from the 2010 and 2011 Pb-Pb runs of the LHC at $\sqrt{s_{NN}} = 2.76$ TeV are combined in the present analysis and compared with the 2011 pp run at the same energy. In total, about 39 million Pb-Pb and 30 million pp events are used. Details about the trigger and event selection in Pb-Pb (pp) collisions can be found in Ref. [22] (Ref. [23]), while the centrality determination is described in Ref. [24].

The collision-vertex position is determined with tracks reconstructed in the ITS and TPC [25], and its value in the beam direction (z_{vtx}) is required to be within 7 cm of the detector center. The Pb-Pb analysis is performed in the centrality classes 0%–10% (most central), 10%–20%, 20%–30%, 30%–50%, and 50%–80%. The analysis uses tracks reconstructed in the ITS and TPC with $1 < p_T < 8$ GeV/ c and in a fiducial region of $|\eta| < 0.8$. The track selection is described in Refs. [26,27]. The efficiency and purity of the primary charged-particle selection are estimated from a Monte Carlo (MC) simulation using the HIJING 1.383 event generator [28] (for Pb-Pb) and the PYTHIA 6.4 event generator [29] with the tune Perugia-0 [30] (for pp) with particle transport through the detector using

GEANT3 [31]. The combined efficiency and acceptance for the track reconstruction in $|\eta| < 0.8$ is about 82%–85% at $p_T = 1$ GeV/ c , and decreases to about 76%–80% at $p_T = 8$ GeV/ c depending on collision system, data sample, and event centrality. The contamination originating from secondary particles from weak decays and interactions in the detector material decreases from 2.5%–4.5% to 0.5%–1% in the p_T range from 1 to 8 GeV/ c . The contribution from fake tracks is negligible. From these quantities a correction factor is computed as a function of η , p_T , z_{vtx} , and event centrality, which is applied as a weight for each trigger particle and particle pair in the analysis.

The correlation between two charged particles (denoted trigger and associated particle) is measured as a function of $\Delta\phi$ (defined within $-\pi/2$ and $3\pi/2$) and $\Delta\eta$ [32]. The correlation is expressed in terms of the associated yield per trigger particle for intervals of $p_{T,\text{trig}}$ and $p_{T,\text{assoc}}$, measured as

$$\frac{1}{N_{\text{trig}}} \frac{d^2 N_{\text{assoc}}}{d\Delta\eta d\Delta\phi} = \frac{S(\Delta\eta, \Delta\phi)}{B(\Delta\eta, \Delta\phi)}, \quad (1)$$

where N_{trig} is the total number of trigger particles in the centrality class and the $p_{T,\text{trig}}$ interval, ranging from 0.18 to 36 per event. The signal distribution $S(\Delta\eta, \Delta\phi) = 1/N_{\text{trig}} d^2 N_{\text{same}}/d\Delta\eta d\Delta\phi$ is the associated yield per trigger particle for particle pairs from the same event. The background distribution $B(\Delta\eta, \Delta\phi) = \alpha d^2 N_{\text{mixed}}/d\Delta\eta d\Delta\phi$ accounts for the acceptance and efficiency of pair reconstruction. It is constructed by correlating the trigger particles in one event with the associated particles from other events. The background distribution is scaled by a factor α which is chosen such that $B(0, 0)$ is unity for pairs where both particles travel in approximately the same direction (i.e., $\Delta\phi \approx 0$, $\Delta\eta \approx 0$), and thus the efficiency and acceptance for the two particles are identical by construction.

A selection on the opening angle of the particle pairs is applied to both signal and background to avoid a bias due to the reduced efficiency for pairs with small opening angles. Furthermore, correlations induced by secondary particles from long-lived neutral-particle decays (K_s^0 and Λ) and γ conversions are suppressed by rejecting pairs in the corresponding invariant mass region. A correction is performed for a mild $\Delta\eta$ dependence of the structures in the two-particle correlation, which is due to a minor dependence of particle production and anisotropic flow on pseudorapidity. For further details on the analysis procedure, see Ref. [33].

In order to characterize the near-side peak shape, a simultaneous fit of the peak, the combinatorial background, and the long-range correlation background stemming from collective effects is performed. This exploits that in two-particle correlations the near-side peak is centered around $\Delta\phi = 0$, $\Delta\eta = 0$, while long-range correlation structures

are mostly independent of $\Delta\eta$ [34]. The away-side peak; however, is elongated in $\Delta\eta$; therefore, this strategy cannot be applied to studying the away side. The fit function used is a combination of a constant, a generalized two-dimensional Gaussian function and $\cos(n\Delta\varphi)$ terms for $n = 2, 3, 4$.

$$F(\Delta\varphi, \Delta\eta) = C_1 + \sum_{n=2}^4 2V_{n\Delta} \cos(n\Delta\varphi) + C_2 G_{\gamma_{\Delta\varphi}, w_{\Delta\varphi}}(\Delta\varphi) G_{\gamma_{\Delta\eta}, w_{\Delta\eta}}(\Delta\eta), \quad (2)$$

$$G_{\gamma_x, w_x}(x) = \frac{\gamma_x}{2w_x \Gamma(1/\gamma_x)} \exp\left[-\left(\frac{|x|}{w_x}\right)^{\gamma_x}\right]. \quad (3)$$

Thus, in Pb-Pb collisions, the background is characterized by four parameters ($C_1, V_{n\Delta}$), where $V_{n\Delta}$ are the Fourier components of the long-range correlations [35], and it should be noted that the inclusion of orders higher than four does not significantly change the fit results. In pp collisions, the background consists effectively only of the pedestal C_1 . The peak magnitude is characterized by C_2 , and the shape, which is the focus of the present analysis, by four parameters ($\gamma_{\Delta\varphi}, w_{\Delta\varphi}, \gamma_{\Delta\eta}, w_{\Delta\eta}$). The aim of using this fit function is to allow for a compact description of the data rather than attempting to give a physical meaning to each parameter. Therefore, the variance of G is calculated, which reduces the description of the peak shape to two parameters ($\sigma_{\Delta\varphi}$ and $\sigma_{\Delta\eta}$). To describe the evolution of the peak shape from peripheral to central collisions the ratios of the widths in the central bin (0%–10%) and the peripheral bin (50%–80%), denoted by $\sigma_{\Delta\varphi}^{\text{CP}}$ and $\sigma_{\Delta\eta}^{\text{CP}}$, are also calculated.

In the data a depletion around $\Delta\varphi = 0, \Delta\eta = 0$ is observed at low p_T , however, the fit function does not include such a depletion. To avoid a bias on the extracted peak width, some bins in the central region are excluded from the fit. The size of the excluded region varies with p_T and collision centrality (from no exclusion to 0.3). Thus, by definition, the peak width describes the shape of the peak outside of the central region. The depletion in the central region is quantified below by computing the difference between the fit and the per-trigger yield within the exclusion region.

In Pb-Pb collisions, the obtained χ^2/ndf values of the fits are in the range 1.0–2.5; most are around 1.5. In the highest two p_T bins (i.e., in $3 < p_{T,\text{assoc}} < 8 \text{ GeV}/c$ and $4 < p_{T,\text{trig}} < 8 \text{ GeV}/c$) the values increase up to about 2.5 showing that at high p_T the peak shape starts to depart from the generalized Gaussian description. In pp collisions, the χ^2/ndf values are in the range 1.3–2.0.

Systematic uncertainties connected to the measurement are determined by modifying the event and track selections. In addition, uncertainties related to the cut on pairs with small opening angles and neutral-particle decays, as well as the sensitivity to the pseudorapidity range are considered.

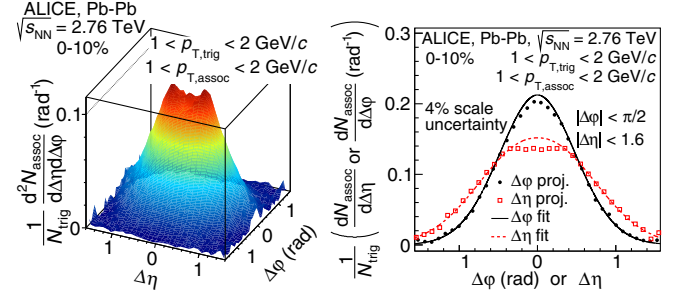


FIG. 1. Left panel: associated yield per trigger particle as a function of $\Delta\varphi$ and $\Delta\eta$. The background obtained from the fit function has been subtracted in order to emphasize the near-side peak. Right panel: projections to the $\Delta\varphi$ and $\Delta\eta$ axes overlaid with the peak part of the fit function.

The difference in the extracted parameters is studied as a function of p_T , centrality, and collision system, but these dependencies are rather weak and in most cases one uncertainty value can be quoted for each type of systematic uncertainty. Finally, the different sources of systematic uncertainties are added in quadrature. The extracted peak widths are rather insensitive to changes in the selections (total uncertainty of about 2%–4.5%), while the near-side depletion yield is more sensitive (about 24%–45% uncertainty). The contribution from resonance decays was studied by performing the analysis separately for like and unlike sign pairs, and a significant influence on the results presented below was not found.

Figure 1 shows the near-side peak in $1 < p_{T,\text{trig}} < 2 \text{ GeV}/c$ and $1 < p_{T,\text{assoc}} < 2 \text{ GeV}/c$ for the 10% most central collisions. In addition to the two-dimensional representation, projections are shown where the background estimated with Eq. (2) has been subtracted. The near-side peak is asymmetric, i.e., wider in $\Delta\eta$ than in $\Delta\varphi$. It is also broader than in peripheral Pb-Pb and pp collisions, where it is mostly symmetric in $\Delta\varphi$ and $\Delta\eta$ (not shown, see Ref. [33]). Furthermore, a depletion around $\Delta\varphi = 0, \Delta\eta = 0$ develops which will be discussed in more detail below. Also at higher p_T , the near-side peak is broader in central collisions than in peripheral or pp collisions. This broadening is less pronounced at high p_T than at low p_T , and the asymmetry between $\Delta\varphi$ and $\Delta\eta$ disappears at the two highest p_T bins; see Ref. [33].

The extracted shape parameters $\sigma_{\Delta\varphi}$ and $\sigma_{\Delta\eta}$ are presented in Fig. 2. In pp collisions, the σ values range from about 0.14 to about 0.43 showing a p_T dependence qualitatively expected due to the boost of the evolving parton shower: at larger p_T the peak is narrower. In the $\Delta\varphi$ direction (left panel) the values obtained in pp collisions are consistent with those in peripheral Pb-Pb collisions. The peak width increases towards central events, which is most pronounced in the lowest p_T bin (20% increase). In the higher p_T bins no significant width increase can be observed. In the $\Delta\eta$ direction (right panel) a much larger broadening is found towards central collisions. Already in

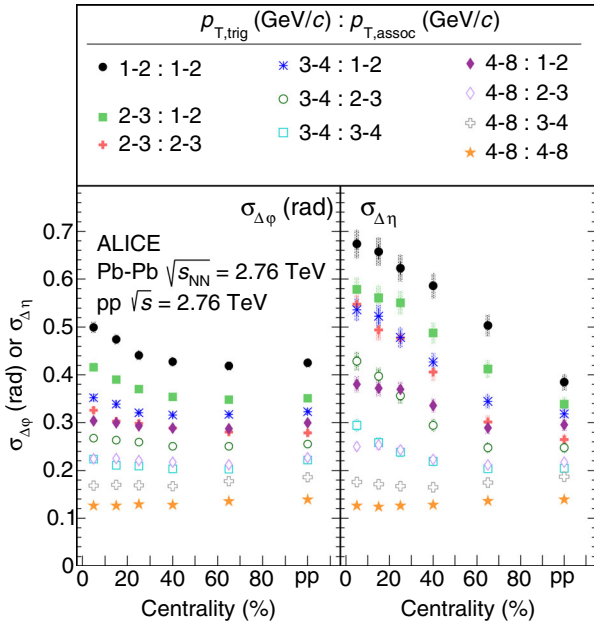


FIG. 2. Shape parameters $\sigma_{\Delta\phi}$ (left panel) and $\sigma_{\Delta\eta}$ (right panel) as a function of centrality in different p_T ranges. Lines indicate statistical uncertainties (mostly smaller than the marker size), while boxes denote systematic uncertainties. The markers are placed at the center of the centrality bins.

peripheral collisions the width is larger than in pp collisions. From peripheral to central collisions the width increases further up to $\sigma_{\Delta\eta} = 0.67$ in the lowest p_T bin and the largest relative increase of about 85% is observed for $2 < p_{T,\text{trig}} < 3$ GeV/c and $2 < p_{T,\text{assoc}} < 3$ GeV/c. For all but the two largest p_T bins a significant broadening can be observed. This increase is quantified for all p_T bins in Fig. 3 by $\sigma_{\Delta\phi}^{\text{CP}}$ and $\sigma_{\Delta\eta}^{\text{CP}}$. The increase is quantified with respect to peripheral Pb-Pb instead of pp collisions to facilitate the MC comparisons discussed below.

In pp collisions, the peak shows circular symmetry in the $\Delta\eta$ - $\Delta\phi$ plane for all p_T values. In Pb-Pb collisions, the peak becomes asymmetric towards central collisions for all but the two highest p_T bins. The magnitude of this asymmetry depends on p_T and is largest with about 70% ($\sigma_{\Delta\eta} > \sigma_{\Delta\phi}$) in the range $2 < p_{T,\text{assoc}} < 3$ GeV/c and $2 < p_{T,\text{trig}} < 3$ GeV/c. These results are compatible with a similar study by the STAR Collaboration at $\sqrt{s_{NN}} = 200$ GeV [12], which is detailed in the companion paper [33].

In Ref. [17] it was suggested that the interplay of longitudinal flow with a fragmenting high p_T parton can lead to the observed asymmetric peak shape. The authors argue that hard partons interact with a medium which shows collective behavior, contrary to the simpler picture where the parton propagates through an isotropic medium with respect to the parton direction. In their calculation the scattering centers are Lorentz boosted by applying a momentum shift depending on the collective component

transverse to the parton-propagation direction. The calculation in Ref. [17] for Au-Au collisions at $\sqrt{s_{NN}} = 200$ GeV predicts a 20% increase from peripheral to central events in the $\Delta\phi$ direction and a 60% increase in the $\Delta\eta$ direction, which is in good agreement with the measurements by the STAR Collaboration. Despite the different center of mass energy and collision systems, the calculation is in quantitative agreement with the results presented in this Letter as well.

In order to study further the possibility that an interplay of flow and jets can cause the observation, the data is compared to results from a multiphase transport model (AMPT) [36,37]. Two mechanisms in AMPT produce collective effects: partonic and hadronic rescattering. Before partonic rescattering, the initially produced strings may be broken into smaller pieces by the so-called string melting. Three different AMPT settings are considered which have either string melting [configuration (a)] or hadronic rescattering (b) or both activated (c) [38].

The peak widths are extracted from particle-level AMPT simulations in the same way as for the data. None of the AMPT settings provides an accurate description of the measured absolute widths. Further discussion and the corresponding figure can be found in Ref. [33]. In order to provide, nevertheless, a meaningful comparison of the relative increase, $\sigma_{\Delta\phi}^{\text{CP}}$ and $\sigma_{\Delta\eta}^{\text{CP}}$ from the models are shown together with the data in Fig. 3. In the $\Delta\phi$ direction, the setting with string melting deactivated and hadronic rescattering active follows the trend of the data closest. The two other settings show a more uniform distribution across p_T and only differ in the two lowest p_T bins. In the $\Delta\eta$ direction, the setting with string melting deactivated and hadronic rescattering active quite remarkably follows the trend of the data including the large increase for intermediate p_T . The two other settings show qualitatively a similar trend but miss the data quantitatively.

The presented results have focused up to now on the overall shape of the near-side peak. In addition to the broadening, a distinct feature is observed, a depletion around $\Delta\phi = 0$, $\Delta\eta = 0$ (see Fig. 1). An extensive set of studies was carried out to exclude that this depletion could arise from a detector effect. A similar structure is found in AMPT simulations with hadronic rescattering regardless of the string melting setting [33].

In order to quantify this depletion, the difference is computed between the fit (where the depletion region has been excluded, see above) and the per-trigger yield for each p_T bin. This is normalized by the total peak yield and it is referred to as depletion yield in the following. The region, where effects are expected from the limited two-track reconstruction efficiency ($|\Delta\phi| < 0.04$ and $|\Delta\eta| < 0.05$, which corresponds to 0.5%–6% of the integrated region), is excluded from this calculation. Figure 4 presents the depletion yield as a function of centrality for the p_T bins, where it is different from 0. It can be seen that $(2.2 \pm 0.5)\%$

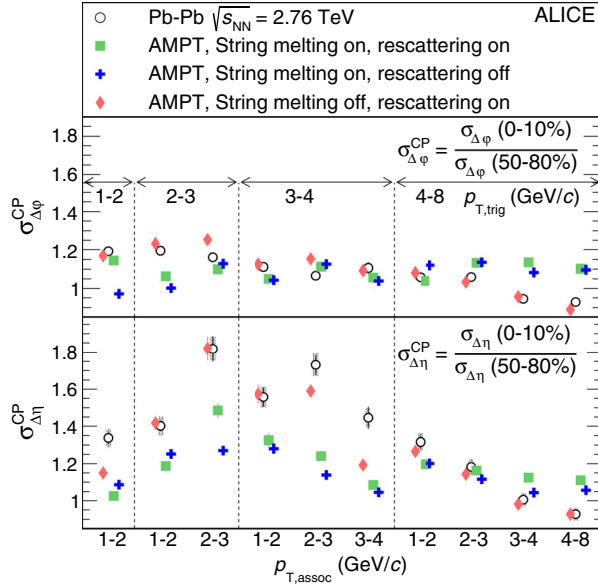


FIG. 3. Ratio of the peak widths in $\Delta\phi$ (top) and $\Delta\eta$ (bottom) observed in central (0%–10%) and peripheral (50%–80%) collisions as a function of $p_{T, \text{trig}}$ and $p_{T, \text{assoc}}$ ranges. The data are compared with different AMPT settings. Note that the x axis combines the $p_{T, \text{assoc}}$ and $p_{T, \text{trig}}$ axis, and therefore, a uniform trend of the values is not expected.

of the yield is missing in the lowest p_T bin and in the 10% most central events. This value decreases gradually with centrality and with p_T . No significant depletion yield is observed for 50%–80% (30%–80%) centrality or pp collisions for the lowest (second lowest) p_T range. The depletion observed in the AMPT events is present only in the lowest p_T bin, where its value is compatible with the data for both settings where hadronic rescattering is switched on. For larger p_T bins and for the configuration without hadronic rescattering the depletion yield is consistent with 0 in AMPT.

The reported results can be interpreted in the context of radial and anisotropic flow by calculating the radial-flow expansion velocity β_T and the elliptic flow coefficient $v_2\{2\}$ from the 10% most central events from data and from the AMPT samples. The expansion velocity β_T is extracted from a blast-wave fit to the p_T spectra of π , K , and p in the rapidity range of $|y| < 0.5$ [39]. The $v_2\{2\}$ is extracted from two-particle correlations within $|\eta| < 0.8$ and $0.2 < p_T < 5$ GeV/c [40].

The depletion (Fig. 4) occurs in the two AMPT configurations (b) and (c) where the β_T is large, while the configuration (a) without the depletion has the smallest β_T . The coefficient $v_2\{2\}$ has significantly different values in the two configurations (b) and (c) with depletion, and the relative increase of the peak width (Fig. 3) is best described by the AMPT configuration with the largest β_T (b). Based on these studies, it seems that the depletion and the broadening observed in the data are more likely accompanied by radial flow than elliptic flow.

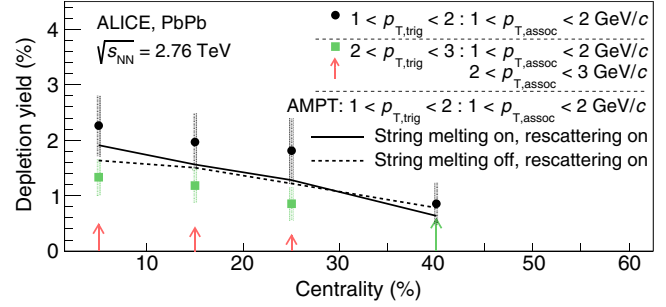


FIG. 4. Missing yield in the depletion region relative to the overall peak yield extracted from the fit. The arrows indicate the upper limit in case the uncertainty bands touch 0. For comparison, the nonzero values from two AMPT simulations are shown as lines.

In summary, we have presented a detailed characterization of the flow-subtracted near-side peak in two-particle correlations in Pb-Pb collisions at $\sqrt{s_{NN}} = 2.76$ TeV together with a measurement in pp collisions at the same energy. The near-side peak shows several untypical characteristics in Pb-Pb collisions: the peak gets broader and more asymmetric from peripheral towards central collisions over a wide p_T range, and an unexpected depletion develops in central collisions at low p_T . The broadening is present both in the $\Delta\phi$ and the $\Delta\eta$ directions, but it is significantly stronger in the $\Delta\eta$ direction, leading to the asymmetric shape of the peak. The near-side peak also shows a characteristic p_T dependence in both Pb-Pb and pp collisions.

AMPT simulations show also an asymmetric broadening, and the depletion is present when hadronic rescattering is included. The AMPT configuration with hadronic rescattering and without string melting reproduces quantitatively the relative peak broadening as well as the size of the depletion, underlining the importance of the hadronic phase in heavy-ion collisions. The extraction of the radial-flow expansion velocity suggests that the stronger the radial flow, the stronger the observed effects are. In addition, earlier theoretical and phenomenological work connected the longitudinal broadening of the near-side jetlike peak to strong longitudinal flow in AMPT [41], as well as to an interplay of partons traversing the longitudinally expanding medium [17]. Thus, a possible scenario is that the presented observations are caused by the interplay of the jet with the collective expansion.

The ALICE Collaboration would like to thank all its engineers and technicians for their invaluable contributions to the construction of the experiment and the CERN accelerator teams for the outstanding performance of the LHC complex. The ALICE Collaboration gratefully acknowledges the resources and support provided by all Grid centers and the Worldwide LHC Computing Grid (WLCG) collaboration. The ALICE Collaboration acknowledges the following funding agencies for their

support in building and running the ALICE detector: A. I. Alikhanyan National Science Laboratory (Yerevan Physics Institute) Foundation (ANSL), State Committee of Science and World Federation of Scientists (WFS), Armenia; Austrian Academy of Sciences and Nationalstiftung für Forschung, Technologie und Entwicklung, Austria; Conselho Nacional de Desenvolvimento Científico e Tecnológico (CNPq), Financiadora de Estudos e Projetos (Finep), and Fundação de Amparo à Pesquisa do Estado de São Paulo (FAPESP), Brazil; Ministry of Education of China (MOE of China), Ministry of Science & Technology of China (MOST of China), and National Natural Science Foundation of China (NSFC), China; Ministry of Science, Education and Sport and Croatian Science Foundation, Croatia; Centro de Investigaciones Energéticas, Medioambientales y Tecnológicas (CIEMAT), Cuba; Ministry of Education, Youth and Sports of the Czech Republic, Czech Republic; Danish National Research Foundation (DNRF), The Carlsberg Foundation, and The Danish Council for Independent Research—Natural Sciences, Denmark; Helsinki Institute of Physics (HIP), Finland; Commissariat à l’Energie Atomique (CEA) and Institut National de Physique Nucléaire et de Physique des Particules (IN2P3), and Centre National de la Recherche Scientifique (CNRS), France; Bundesministerium für Bildung, Wissenschaft, Forschung und Technologie (BMBF), and GSI Helmholtzzentrum für Schwerionenforschung GmbH, Germany; Ministry of Education, Research and Religious Affairs, Greece; National Research, Development and Innovation Office, Hungary; Department of Atomic Energy Government of India (DAE), India; Indonesian Institute of Science, Indonesia; Centro Fermi—Museo Storico della Fisica e Centro Studi e Ricerche Enrico Fermi, and Istituto Nazionale di Fisica Nucleare (INFN), Italy; Institute for Innovative Science and Technology, Nagasaki Institute of Applied Science (IIST), Japan Society for the Promotion of Science (JSPS) KAKENHI and Japanese Ministry of Education, Culture, Sports, Science and Technology (MEXT), Japan; Consejo Nacional de Ciencia (CONACYT) y Tecnología, through Fondo de Cooperación Internacional en Ciencia y Tecnología (FONCICYT), and Dirección General de Asuntos del Personal Académico (DGAPA), Mexico; Nationaal instituut voor subatomaire fysica (Nikhef), Netherlands; The Research Council of Norway, Norway; Commission on Science and Technology for Sustainable Development in the South (COMSATS), Pakistan; Pontificia Universidad Católica del Perú, Peru; Ministry of Science and Higher Education and National Science Centre, Poland; Ministry of Education and Scientific Research, Institute of Atomic Physics and Romanian National Agency for Science, Technology and Innovation, Romania; Joint Institute for Nuclear Research (JINR), Ministry of Education and Science of the Russian Federation and National

Research Centre Kurchatov Institute, Russia; Ministry of Education, Science, Research and Sport of the Slovak Republic, Slovakia; National Research Foundation of South Africa, South Africa; Korea Institute of Science and Technology Information and National Research Foundation of Korea (NRF), South Korea; Centro de Investigaciones Energéticas, Medioambientales y Tecnológicas (CIEMAT) and Ministerio de Ciencia e Innovación, Spain; Knut & Alice Wallenberg Foundation (KAW) and Swedish Research Council (VR), Sweden; European Organization for Nuclear Research, Switzerland; National Science and Technology Development Agency (NSDTA), Office of the Higher Education Commission under NRU project of Thailand and Suranaree University of Technology (SUT), Thailand; Turkish Atomic Energy Agency (TAEK), Turkey; National Academy of Sciences of Ukraine, Ukraine; Science and Technology Facilities Council (STFC), United Kingdom; National Science Foundation of the U.S. (NSF) and United States Department of Energy, Office of Nuclear Physics (DOE NP), United States.

-
- [1] G. Aad *et al.* (ATLAS Collaboration), Measurement of the jet radius and transverse momentum dependence of inclusive jet suppression in lead-lead collisions at $\sqrt{s_{NN}} = 2.76$ TeV with the ATLAS detector, *Phys. Lett. B* **719**, 220 (2013).
 - [2] B. Abelev *et al.* (ALICE Collaboration), Measurement of charged jet suppression in Pb-Pb collisions at $\sqrt{s_{NN}} = 2.76$ TeV, *J. High Energy Phys.* **03** (2014) 013.
 - [3] J. Adam *et al.* (ALICE Collaboration), Measurement of jet suppression in central Pb-Pb collisions at $\sqrt{s_{NN}} = 2.76$ TeV, *Phys. Lett. B* **746**, 1 (2015).
 - [4] G. Aad *et al.* (ATLAS Collaboration), Observation of a Centrality-Dependent Dijet Asymmetry in Lead-Lead Collisions at $\sqrt{s_{NN}} = 2.76$ TeV with the ATLAS Detector at the LHC, *Phys. Rev. Lett.* **105**, 252303 (2010).
 - [5] S. Chatrchyan *et al.* (CMS Collaboration), Observation and studies of jet quenching in Pb-Pb collisions at nucleon-nucleon center-of-mass energy = 2.76 TeV, *Phys. Rev. C* **84**, 024906 (2011).
 - [6] S. Chatrchyan *et al.* (CMS Collaboration), Measurement of jet fragmentation into charged particles in *pp* and Pb-Pb collisions at $\sqrt{s_{NN}} = 2.76$ TeV, *J. High Energy Phys.* **10** (2012) 087.
 - [7] S. Chatrchyan *et al.* (CMS Collaboration), Measurement of jet fragmentation in Pb-Pb and *pp* collisions at $\sqrt{s_{NN}} = 2.76$ TeV, *Phys. Rev. C* **90**, 024908 (2014).
 - [8] G. Aad *et al.* (ATLAS Collaboration), Measurement of inclusive jet charged-particle fragmentation functions in Pb+Pb collisions at $\sqrt{s_{NN}} = 2.76$ TeV with the ATLAS detector, *Phys. Lett. B* **739**, 320 (2014).
 - [9] V. Khachatryan *et al.* (CMS Collaboration), Correlations between jets and charged particles in Pb-Pb and *pp* collisions at $\sqrt{s_{NN}} = 2.76$ TeV, *J. High Energy Phys.* **02** (2016) 156.

- [10] J. Adam *et al.* (ALICE Collaboration), Measurement of jet quenching with semi-inclusive hadron-jet distributions in central Pb-Pb collisions at $\sqrt{s_{NN}} = 2.76$ TeV, *J. High Energy Phys.* **09** (2015) 170.
- [11] B. I. Abelev *et al.* (STAR Collaboration), Long range rapidity correlations and jet production in high energy nuclear collisions, *Phys. Rev. C* **80**, 064912 (2009).
- [12] G. Agakishiev *et al.* (STAR Collaboration), System size and energy dependence of near-side di-hadron correlations, *Phys. Rev. C* **85**, 014903 (2012).
- [13] L. Adamczyk *et al.* (STAR Collaboration), Jet-Hadron Correlations in $\sqrt{s_{NN}} = 200$ GeV $p + p$ and Central Au + Au Collisions, *Phys. Rev. Lett.* **112**, 122301 (2014).
- [14] K. Aamodt *et al.* (ALICE Collaboration), Particle-Yield Modification in Jetlike Azimuthal Dihadron Correlations in Pb-Pb Collisions at $\sqrt{s_{NN}} = 2.76$ TeV, *Phys. Rev. Lett.* **108**, 092301 (2012).
- [15] S. Chatrchyan *et al.* (CMS Collaboration), Centrality dependence of dihadron correlations and azimuthal anisotropy harmonics in Pb-Pb collisions at $\sqrt{s_{NN}} = 2.76$ TeV, *Eur. Phys. J. C* **72**, 2012 (2012).
- [16] J. Adam *et al.* (ALICE Collaboration), Jet-like correlations with neutral pion triggers in pp and central Pb-Pb collisions at 2.76 TeV, *Phys. Lett. B* **763**, 238 (2016).
- [17] N. Armesto, C. A. Salgado, and U. A. Wiedemann, Measuring the Collective Flow with Jets, *Phys. Rev. Lett.* **93**, 242301 (2004).
- [18] N. Armesto, C. A. Salgado, and U. A. Wiedemann, Low-p(T) collective flow induces high-p(T) jet quenching, *Phys. Rev. C* **72**, 064910 (2005).
- [19] P. Romatschke, Momentum broadening in an anisotropic plasma, *Phys. Rev. C* **75**, 014901 (2007).
- [20] A. Majumder, B. Muller, and S. A. Bass, Longitudinal Broadening of Quenched Jets in Turbulent Color Fields, *Phys. Rev. Lett.* **99**, 042301 (2007).
- [21] K. Aamodt *et al.* (ALICE Collaboration), The ALICE experiment at the CERN LHC, *J. Instrum.* **3**, S08002 (2008).
- [22] K. Aamodt *et al.* (ALICE Collaboration), Centrality Dependence of the Charged-Particle Multiplicity Density at Midrapidity in Pb-Pb Collisions at $\sqrt{s_{NN}} = 2.76$ TeV, *Phys. Rev. Lett.* **106**, 032301 (2011).
- [23] B. Abelev *et al.* (ALICE Collaboration), Measurement of inelastic, single- and double-diffraction cross sections in proton-proton collisions at the LHC with ALICE, *Eur. Phys. J. C* **73**, 2456 (2013).
- [24] B. Abelev *et al.* (ALICE Collaboration), Centrality determination of Pb-Pb collisions at $\sqrt{s_{NN}} = 2.76$ TeV with ALICE, *Phys. Rev. C* **88**, 044909 (2013).
- [25] B. Abelev *et al.* (ALICE Collaboration), Centrality Dependence of charged particle production at large transverse momentum in Pb-Pb collisions at $\sqrt{s_{NN}} = 2.76$ TeV, *Phys. Lett. B* **720**, 52 (2013).
- [26] B. Abelev *et al.* (ALICE Collaboration), Measurement of event background fluctuations for charged particle jet reconstruction in Pb-Pb collisions at $\sqrt{s_{NN}} = 2.76$ TeV, *J. High Energy Phys.* **03** (2012) 053.
- [27] B. Abelev *et al.* (ALICE Collaboration), Underlying event measurements in pp collisions at $\sqrt{s} = 0.9$ and 7 TeV with the ALICE experiment at the LHC, *J. High Energy Phys.* **07** (2012) 116.
- [28] X.-N. Wang and M. Gyulassy, HIJING: A Monte Carlo model for multiple jet production in pp , pA and AA collisions, *Phys. Rev. D* **44**, 3501 (1991).
- [29] T. Sjostrand, S. Mrenna, and P. Z. Skands, PYTHIA 6.4 physics and manual, *J. High Energy Phys.* **05** (2006) 026.
- [30] P. Z. Skands, Tuning Monte Carlo generators: The Perugia tunes, *Phys. Rev. D* **82**, 074018 (2010).
- [31] R. Brun *et al.*, Geant detector description and simulation tool, CERN Program Library Long Write-up, W5013 (1994).
- [32] B. Abelev *et al.* (ALICE Collaboration), Long-range angular correlations on the near and away side in p-Pb collisions at $\sqrt{s_{NN}} = 5.02$ TeV, *Phys. Lett. B* **719**, 29 (2013).
- [33] J. Adam *et al.* (ALICE Collaboration), Evolution of the longitudinal and azimuthal structure of the near-side jet peak in Pb-Pb collisions at $\sqrt{s_{NN}} = 2.76$ TeV, *Phys. Rev. C* **96**, 034904 (2017).
- [34] G. Aad *et al.* (ATLAS Collaboration), Measurement of the centrality and pseudorapidity dependence of the integrated elliptic flow in lead-lead collisions at $\sqrt{s_{NN}} = 2.76$ TeV with the ATLAS detector, *Eur. Phys. J. C* **74**, 2982 (2014).
- [35] K. Aamodt *et al.* (ALICE Collaboration), Harmonic decomposition of two-particle angular correlations in Pb-Pb collisions at $\sqrt{s_{NN}} = 2.76$ TeV, *Phys. Lett. B* **708**, 249 (2012).
- [36] Z.-W. Lin, C. M. Ko, B.-A. Li, B. Zhang, and S. Pal, A Multi-phase transport model for relativistic heavy ion collisions, *Phys. Rev. C* **72**, 064901 (2005).
- [37] J. Xu and C. M. Ko, Pb-Pb collisions at $\sqrt{s_{NN}} = 2.76$ TeV in a multiphase transport model, *Phys. Rev. C* **83**, 034904 (2011).
- [38] J. Adam *et al.* (ALICE Collaboration), Higher harmonic flow coefficients of identified hadrons in Pb-Pb collisions at $\sqrt{s_{NN}} = 2.76$ TeV, *J. High Energy Phys.* **09** (2016) 164.
- [39] B. Abelev *et al.* (ALICE Collaboration), Centrality dependence of π , K , p production in Pb-Pb collisions at $\sqrt{s_{NN}} = 2.76$ TeV, *Phys. Rev. C* **88**, 044910 (2013).
- [40] K. Aamodt *et al.* (ALICE Collaboration), Elliptic Flow of Charged Particles in Pb-Pb Collisions at $\sqrt{s_{NN}} = 2.76$ TeV, *Phys. Rev. Lett.* **105**, 252302 (2010).
- [41] G. L. Ma, S. Zhang, Y. G. Ma, X. Z. Cai, J. H. Chen, and C. Zhong, Longitudinal broadening of near side jets due to parton cascade, *Eur. Phys. J. C* **57**, 589 (2008).

J. Adam,³⁹ D. Adamová,⁸⁶ M. M. Aggarwal,⁹⁰ G. Aglieri Rinella,³⁵ M. Agnello,^{113,31} N. Agrawal,⁴⁸ Z. Ahammed,¹³⁷ S. Ahmad,¹⁸ S. U. Ahn,⁷⁰ S. Aiola,¹⁴¹ A. Akindinov,⁵⁵ S. N. Alam,¹³⁷ D. S. D. Albuquerque,¹²⁴ D. Aleksandrov,⁸² B. Alessandro,¹¹³ D. Alexandre,¹⁰⁴ R. Alfaro Molina,⁶⁵ A. Alici,^{107,12} A. Alkin,³ J. Alme,^{22,37} T. Alt,⁴² S. Altinpinar,²² I. Altsybeev,¹³⁶ C. Alves Garcia Prado,¹²³ M. An,⁷ C. Andrei,⁸⁰ H. A. Andrews,¹⁰⁴ A. Andronic,¹⁰⁰ V. Anguelov,⁹⁶ C. Anson,⁸⁹ T. Antičić,¹⁰¹ F. Antinori,¹¹⁰ P. Antonioli,¹⁰⁷ R. Anwar,¹²⁶ L. Aphecetche,¹¹⁶ H. Appelshäuser,⁶¹ S. Arcelli,²⁷ R. Arnaldi,¹¹³ O. W. Arnold,^{97,36} I. C. Arsene,²¹ M. Arslanodok,⁶¹ B. Audurier,¹¹⁶ A. Augustinus,³⁵ R. Averbeck,¹⁰⁰ M. D. Azmi,¹⁸ A. Badalà,¹⁰⁹ Y. W. Baek,⁶⁹ S. Bagnasco,¹¹³ R. Bailhache,⁶¹ R. Bala,⁹³ S. Balasubramanian,¹⁴¹ A. Baldisseri,¹⁵ R. C. Baral,⁵⁸ A. M. Barbano,²⁶ R. Barbera,²⁸ F. Barile,³³ G. G. Barnaföldi,¹⁴⁰ L. S. Barnby,^{104,35} V. Barret,⁷² P. Bartalini,⁷ K. Barth,³⁵ J. Bartke,^{120,†} E. Bartsch,⁶¹ M. Basile,²⁷ N. Bastid,⁷² S. Basu,¹³⁷ B. Bathen,⁶² G. Batigne,¹¹⁶ A. Batista Camejo,⁷² B. Batyunya,⁶⁸ P. C. Batzing,²¹ I. G. Bearden,⁸³ H. Beck,⁹⁶ C. Bedda,³¹ N. K. Behera,⁵¹ I. Belikov,⁶⁶ F. Bellini,²⁷ H. Bello Martinez,² R. Bellwied,¹²⁶ L. G. E. Beltran,¹²² V. Belyaev,⁷⁷ G. Bencedi,¹⁴⁰ S. Beole,²⁶ A. Bercuci,⁸⁰ Y. Berdnikov,⁸⁸ D. Berenyi,¹⁴⁰ R. A. Bertens,^{54,129} D. Berzano,³⁵ L. Betev,³⁵ A. Bhasin,⁹³ I. R. Bhat,⁹³ A. K. Bhati,⁹⁰ B. Bhattacharjee,⁴⁴ J. Bhom,¹²⁰ L. Bianchi,¹²⁶ N. Bianchi,⁷⁴ C. Bianchin,¹³⁹ J. Bielčik,³⁹ J. Bielčíková,⁸⁶ A. Bilandzic,^{36,97} G. Biro,¹⁴⁰ R. Biswas,⁴ S. Biswas,^{81,4} S. Bjelogrić,⁵⁴ J. T. Blair,¹²¹ D. Blau,⁸² C. Blume,⁶¹ F. Bock,^{96,76} A. Bogdanov,⁷⁷ L. Boldizsár,¹⁴⁰ M. Bombara,⁴⁰ M. Bonora,³⁵ J. Book,⁶¹ H. Borel,¹⁵ A. Borissov,⁹⁹ M. Borri,¹²⁸ E. Botta,²⁶ C. Bourjau,⁸³ P. Braun-Munzinger,¹⁰⁰ M. Bregant,¹²³ T. A. Broker,⁶¹ T. A. Browning,⁹⁸ M. Broz,³⁹ E. J. Brucken,⁴⁶ E. Bruna,¹¹³ G. E. Bruno,³³ D. Budnikov,¹⁰² H. Buesching,⁶¹ S. Bufalino,^{26,31} P. Buhler,¹¹⁵ S. A. I. Buitron,⁶³ P. Buncic,³⁵ O. Busch,¹³² Z. Buthelezi,⁶⁷ J. B. Butt,¹⁶ J. T. Buxton,¹⁹ J. Cabala,¹¹⁸ D. Caffarri,³⁵ H. Caines,¹⁴¹ A. Caliva,⁵⁴ E. Calvo Villar,¹⁰⁵ P. Camerini,²⁵ F. Carena,³⁵ W. Carena,³⁵ F. Carnesecchi,^{27,12} J. Castillo Castellanos,¹⁵ A. J. Castro,¹²⁹ E. A. R. Casula,²⁴ C. Ceballos Sanchez,⁹ J. Cepila,³⁹ P. Cerello,¹¹³ J. Cerkala,¹¹⁸ B. Chang,¹²⁷ S. Chapeland,³⁵ M. Chartier,¹²⁸ J. L. Charvet,¹⁵ S. Chattopadhyay,¹³⁷ S. Chattopadhyay,¹⁰³ A. Chauvin,^{36,97} V. Chelnokov,³ M. Cherney,⁸⁹ C. Cheshkov,¹³⁴ B. Cheynis,¹³⁴ V. Chibante Barroso,³⁵ D. D. Chinellato,¹²⁴ S. Cho,⁵¹ P. Chochula,³⁵ K. Choi,⁹⁹ M. Chojnacki,⁸³ S. Choudhury,¹³⁷ P. Christakoglou,⁸⁴ C. H. Christensen,⁸³ P. Christiansen,³⁴ T. Chujo,¹³² S. U. Chung,⁹⁹ C. Cicalo,¹⁰⁸ L. Cifarelli,^{12,27} F. Cindolo,¹⁰⁷ J. Cleymans,⁹² F. Colamaria,³³ D. Colella,^{35,56} A. Collu,⁷⁶ M. Colocci,²⁷ G. Conesa Balbastre,⁷³ Z. Conesa del Valle,⁵² M. E. Connors,^{141,‡} J. G. Contreras,³⁹ T. M. Cormier,⁸⁷ Y. Corrales Morales,¹¹³ I. Cortés Maldonado,² P. Cortese,³² M. R. Cosentino,^{125,123} F. Costa,³⁵ J. Crkovská,⁵² P. Crochet,⁷² R. Cruz Albino,¹¹ E. Cuautle,⁶³ L. Cunqueiro,^{35,62} T. Dahms,^{36,97} A. Dainese,¹¹⁰ M. C. Danisch,⁹⁶ A. Danu,⁵⁹ D. Das,¹⁰³ I. Das,¹⁰³ S. Das,⁴ A. Dash,⁸¹ S. Dash,⁴⁸ S. De,^{123,49} A. De Caro,³⁰ G. de Cataldo,¹⁰⁶ C. de Conti,¹²³ J. de Cuveland,⁴² A. De Falco,²⁴ D. De Gruttola,^{30,12} N. De Marco,¹¹³ S. De Pasquale,³⁰ R. D. De Souza,¹²⁴ A. Deisting,^{100,96} A. Deloff,⁷⁹ C. Deplano,⁸⁴ P. Dhankher,⁴⁸ D. Di Bari,³³ A. Di Mauro,³⁵ P. Di Nezza,⁷⁴ B. Di Ruzza,¹¹⁰ M. A. Diaz Corchero,¹⁰ T. Dietel,⁹² P. Dillenseger,⁶¹ R. Divià,³⁵ Ø. Djuvsland,²² A. Dobrin,^{84,35} D. Domenicis Gimenez,¹²³ B. Dönigus,⁶¹ O. Dordic,²¹ T. Drozhzhova,⁶¹ A. K. Dubey,¹³⁷ A. Dubla,¹⁰⁰ L. Ducroux,¹³⁴ A. K. Duggal,⁹⁰ P. Dupieux,⁷² R. J. Ehlers,¹⁴¹ D. Elia,¹⁰⁶ E. Endress,¹⁰⁵ H. Engel,⁶⁰ E. Epple,¹⁴¹ B. Erasmus,¹¹⁶ F. Erhardt,¹³³ B. Espagnon,⁵² S. Esumi,¹³² G. Eulisse,³⁵ J. Eum,⁹⁹ D. Evans,¹⁰⁴ S. Evdokimov,¹¹⁴ G. Eyyubova,³⁹ L. Fabbietti,^{36,97} D. Fabris,¹¹⁰ J. Faivre,⁷³ A. Fantoni,⁷⁴ M. Fasel,^{76,87} L. Feldkamp,⁶² A. Feliciello,¹¹³ G. Feofilov,¹³⁶ J. Ferencei,⁸⁶ A. Fernández Téllez,² E. G. Ferreira,¹⁷ A. Ferretti,²⁶ A. Festanti,²⁹ V. J. G. Feuillard,^{72,15} J. Figiel,¹²⁰ M. A. S. Figueredo,¹²³ S. Filchagin,¹⁰² D. Finogeev,⁵³ F. M. Fionda,²⁴ E. M. Fiore,³³ M. Floris,³⁵ S. Foertsch,⁶⁷ P. Foka,¹⁰⁰ S. Fokin,⁸² E. Fragiaco,¹¹² A. Francescon,³⁵ A. Francisco,¹¹⁶ U. Frankenfeld,¹⁰⁰ G. G. Fronze,²⁶ U. Fuchs,³⁵ C. Furget,⁷³ A. Furs,⁵³ M. Fusco Girard,³⁰ J. J. Gaardhøje,⁸³ M. Gagliardi,²⁶ A. M. Gago,¹⁰⁵ K. Gajdosova,⁸³ M. Gallio,²⁶ C. D. Galvan,¹²² D. R. Gangadharan,⁷⁶ P. Ganoti,^{35,91} C. Gao,⁷ C. Garabatos,¹⁰⁰ E. Garcia-Solis,¹³ K. Garg,²⁸ P. Garg,⁴⁹ C. Gargiulo,³⁵ P. Gasik,^{36,97} E. F. Gauger,¹²¹ M. B. Gay Ducati,⁶⁴ M. Germain,¹¹⁶ P. Ghosh,¹³⁷ S. K. Ghosh,⁴ P. Gianotti,⁷⁴ P. Giubellino,^{113,35} P. Giubilato,²⁹ E. Gladysz-Dziadus,¹²⁰ P. Glässel,⁹⁶ D. M. Gómez Coral,⁶⁵ A. Gomez Ramirez,⁶⁰ A. S. Gonzalez,³⁵ V. Gonzalez,¹⁰ P. González-Zamora,¹⁰ S. Gorbunov,⁴² L. Görlich,¹²⁰ S. Gotovac,¹¹⁹ V. Grabski,⁶⁵ L. K. Graczykowski,¹³⁸ K. L. Graham,¹⁰⁴ L. Greiner,⁷⁶ A. Grelli,⁵⁴ C. Grigoras,³⁵ V. Grigoriev,⁷⁷ A. Grigoryan,¹ S. Grigoryan,⁶⁸ N. Grion,¹¹² J. M. Gronefeld,¹⁰⁰ J. F. Grosse-Oetringhaus,³⁵ R. Grosso,¹⁰⁰ L. Gruber,¹¹⁵ F. Guber,⁵³ R. Guernane,^{35,73} B. Guerzoni,²⁷ K. Gulbrandsen,⁸³ T. Gunji,¹³¹ A. Gupta,⁹³ R. Gupta,⁹³ I. B. Guzman,² R. Haake,^{35,62} C. Hadjidakis,⁵² H. Hamagaki,^{131,78} G. Hamar,¹⁴⁰ J. C. Hamon,⁶⁶ J. W. Harris,¹⁴¹ A. Harton,¹³ D. Hatzifotiadou,¹⁰⁷ S. Hayashi,¹³¹ S. T. Heckel,⁶¹ E. Hellbär,⁶¹ H. Helstrup,³⁷ A. Herghelegiu,⁸⁰ G. Herrera Corral,¹¹ F. Herrmann,⁶² B. A. Hess,⁹⁵ K. F. Hetland,³⁷ H. Hillemanns,³⁵ B. Hippolyte,⁶⁶ J. Hladky,⁵⁷ D. Horak,³⁹ R. Hosokawa,¹³² P. Hristov,³⁵ C. Hughes,¹²⁹ T. J. Humanic,¹⁹ N. Hussain,⁴⁴ T. Hussain,¹⁸ D. Hutter,⁴² D. S. Hwang,²⁰ R. Ilkaev,¹⁰² M. Inaba,¹³²

M. Ippolitov,^{82,77} M. Irfan,¹⁸ V. Isakov,⁵³ M. S. Islam,⁴⁹ M. Ivanov,^{100,35} V. Ivanov,⁸⁸ V. Izucheev,¹¹⁴ B. Jacak,⁷⁶ N. Jacazio,²⁷ P. M. Jacobs,⁷⁶ M. B. Jadhav,⁴⁸ S. Jadlovská,¹¹⁸ J. Jadlovsky,¹¹⁸ C. Jahnke,^{123,36} M. J. Jakubowska,¹³⁸ M. A. Janik,¹³⁸ P. H. S. Y. Jayarathna,¹²⁶ C. Jena,⁸¹ S. Jena,¹²⁶ R. T. Jimenez Bustamante,¹⁰⁰ P. G. Jones,¹⁰⁴ A. Jusko,¹⁰⁴ P. Kalinak,⁵⁶ A. Kalweit,³⁵ J. H. Kang,¹⁴² V. Kaplin,⁷⁷ S. Kar,¹³⁷ A. Karasu Uysal,⁷¹ O. Karavichev,⁵³ T. Karavicheva,⁵³ L. Karayan,^{100,96} E. Karpechev,⁵³ U. Kebschull,⁶⁰ R. Keidel,¹⁴³ D. L. D. Keijndener,⁵⁴ M. Keil,³⁵ M. Mohisin Khan,^{18,8} P. Khan,¹⁰³ S. A. Khan,¹³⁷ A. Khanzadeev,⁸⁸ Y. Kharlov,¹¹⁴ A. Khatun,¹⁸ A. Khuntia,⁴⁹ B. Kileng,³⁷ D. W. Kim,⁴³ D. J. Kim,¹²⁷ D. Kim,¹⁴² H. Kim,¹⁴² J. S. Kim,⁴³ J. Kim,⁹⁶ M. Kim,⁵¹ M. Kim,¹⁴² S. Kim,²⁰ T. Kim,¹⁴² S. Kirsch,⁴² I. Kisel,⁴² S. Kiselev,⁵⁵ A. Kisiel,¹³⁸ G. Kiss,¹⁴⁰ J. L. Klay,⁶ C. Klein,⁶¹ J. Klein,³⁵ C. Klein-Bösing,⁶² S. Klewin,⁹⁶ A. Kluge,³⁵ M. L. Knichel,⁹⁶ A. G. Knospe,^{121,126} C. Kobdaj,¹¹⁷ M. Kofarago,³⁵ T. Kollegger,¹⁰⁰ A. Kolojvari,¹³⁶ V. Kondratiev,¹³⁶ N. Kondratyeva,⁷⁷ E. Kondratyuk,¹¹⁴ A. Konevskikh,⁵³ M. Kopicik,¹¹⁸ M. Kour,⁹³ C. Kouzinopoulos,³⁵ O. Kovalenko,⁷⁹ V. Kovalenko,¹³⁶ M. Kowalski,¹²⁰ G. Koyithatta Meethalevedu,⁴⁸ I. Králik,⁵⁶ A. Kravčáková,⁴⁰ M. Krivda,^{56,104} F. Krizek,⁸⁶ E. Kryshen,^{35,88} M. Krzewicki,⁴² A. M. Kubera,¹⁹ V. Kučera,⁸⁶ C. Kuhn,⁶⁶ P. G. Kuijter,⁸⁴ A. Kumar,⁹³ J. Kumar,⁴⁸ L. Kumar,⁹⁰ S. Kumar,⁴⁸ S. Kundu,⁸¹ P. Kurashvili,⁷⁹ A. Kurepin,⁵³ A. B. Kurepin,⁵³ A. Kuryakin,¹⁰² S. Kushpil,⁸⁶ M. J. Kweon,⁵¹ Y. Kwon,¹⁴² S. L. La Pointe,⁴² P. La Rocca,²⁸ C. Lagana Fernandes,¹²³ I. Lakomov,³⁵ R. Langoy,⁴¹ K. Lapidus,^{36,141} C. Lara,⁶⁰ A. Lardeux,¹⁵ A. Lattuca,²⁶ E. Laudi,³⁵ L. Lazaridis,³⁵ R. Lea,²⁵ L. Leardini,⁹⁶ S. Lee,¹⁴² F. Lehas,⁸⁴ S. Lehner,¹¹⁵ J. Lehrbach,⁴² R. C. Lemmon,⁸⁵ V. Lenti,¹⁰⁶ E. Leogrande,⁵⁴ I. León Monzón,¹²² P. Lévai,¹⁴⁰ S. Li,⁷ X. Li,¹⁴ J. Lien,⁴¹ R. Lietava,¹⁰⁴ S. Lindal,²¹ V. Lindenstruth,⁴² C. Lippmann,¹⁰⁰ M. A. Lisa,¹⁹ H. M. Ljunggren,³⁴ W. Llope,¹³⁹ D. F. Lodato,⁵⁴ P. I. Loenne,²² V. Loginov,⁷⁷ C. Loizides,⁷⁶ X. Lopez,⁷² E. López Torres,⁹ A. Lowe,¹⁴⁰ P. Luettig,⁶¹ M. Lunardon,²⁹ G. Luparello,²⁵ M. Lupi,³⁵ T. H. Lutz,¹⁴¹ A. Maevskaya,⁵³ M. Mager,³⁵ S. Mahajan,⁹³ S. M. Mahmood,²¹ A. Maire,⁶⁶ R. D. Majka,¹⁴¹ M. Malaev,⁸⁸ I. Maldonado Cervantes,⁶³ L. Malinina,^{68,||} D. Mal'Kevich,⁵⁵ P. Malzacher,¹⁰⁰ A. Mamonov,¹⁰² V. Manko,⁸² F. Manso,⁷² V. Manzari,¹⁰⁶ Y. Mao,⁷ M. Marchisone,^{130,67} J. Mareš,⁵⁷ G. V. Margagliotti,²⁵ A. Margotti,¹⁰⁷ J. Margutti,⁵⁴ A. Marín,¹⁰⁰ C. Markert,¹²¹ M. Marquard,⁶¹ N. A. Martin,¹⁰⁰ P. Martinengo,³⁵ M. I. Martínez,² G. Martínez García,¹¹⁶ M. Martinez Pedreira,³⁵ A. Mas,¹²³ S. Masciocchi,¹⁰⁰ M. Maserà,²⁶ A. Masoni,¹⁰⁸ A. Mastroserio,³³ A. Matyja,^{129,120} C. Mayer,¹²⁰ J. Mazer,¹²⁹ M. Mazzilli,³³ M. A. Mazzoni,¹¹¹ F. Meddi,²³ Y. Melikyan,⁷⁷ A. Menchaca-Rocha,⁶⁵ E. Meninno,³⁰ J. Mercado Pérez,⁹⁶ M. Meres,³⁸ S. Mhlanga,⁹² Y. Miake,¹³² M. M. Mieskolainen,⁴⁶ K. Mikhaylov,^{55,68} L. Milano,⁷⁶ J. Milosevic,²¹ A. Mischke,⁵⁴ A. N. Mishra,⁴⁹ T. Mishra,⁵⁸ D. Miśkowiec,¹⁰⁰ J. Mitra,¹³⁷ C. M. Mitu,⁵⁹ N. Mohammadi,⁵⁴ B. Mohanty,⁸¹ L. Molnar,¹¹⁶ E. Montes,¹⁰ D. A. Moreira De Godoy,⁶² L. A. P. Moreno,² S. Moretto,²⁹ A. Morreale,¹¹⁶ A. Morsch,³⁵ V. Muccifora,⁷⁴ E. Mudnic,¹¹⁹ D. Mühlheim,⁶² S. Muhuri,¹³⁷ M. Mukherjee,¹³⁷ J. D. Mulligan,¹⁴¹ M. G. Munhoz,¹²³ K. Munning,⁴⁵ R. H. Munzer,^{97,36,61} H. Murakami,¹³¹ S. Murray,⁶⁷ L. Musa,³⁵ J. Musinsky,⁵⁶ C. J. Myers,¹²⁶ B. Naik,⁴⁸ R. Nair,⁷⁹ B. K. Nandi,⁴⁸ R. Nania,¹⁰⁷ E. Nappi,¹⁰⁶ M. U. Naru,¹⁶ H. Natal da Luz,¹²³ C. Nattress,¹²⁹ S. R. Navarro,² K. Nayak,⁸¹ R. Nayak,⁴⁸ T. K. Nayak,¹³⁷ S. Nazarenko,¹⁰² A. Nedosekin,⁵⁵ R. A. Negrao De Oliveira,³⁵ L. Nellen,⁶³ F. Ng,¹²⁶ M. Nicassio,¹⁰⁰ M. Niculescu,⁵⁹ J. Niedziela,³⁵ B. S. Nielsen,⁸³ S. Nikolaev,⁸² S. Nikulin,⁸² V. Nikulin,⁸⁸ F. Noferini,^{12,107} P. Nomokonov,⁶⁸ G. Nooren,⁵⁴ J. C. C. Noris,² J. Norman,¹²⁸ A. Nyanin,⁸² J. Nystrand,²² H. Oeschler,⁹⁶ S. Oh,¹⁴¹ A. Ohlson,³⁵ T. Okubo,⁴⁷ L. Olah,¹⁴⁰ J. Oleniacz,¹³⁸ A. C. Oliveira Da Silva,¹²³ M. H. Oliver,¹⁴¹ J. Onderwaater,¹⁰⁰ C. Oppedisano,¹¹³ R. Orava,⁴⁶ M. Oravec,¹¹⁸ A. Ortiz Velasquez,⁶³ A. Oskarsson,³⁴ J. Otwinowski,¹²⁰ K. Oyama,⁷⁸ M. Ozdemir,⁶¹ Y. Pachmayer,⁹⁶ V. Pacik,⁸³ D. Pagano,^{26,135} P. Pagano,³⁰ G. Paić,⁶³ S. K. Pal,¹³⁷ P. Palmi,⁷ J. Pan,¹³⁹ A. K. Pandey,⁴⁸ V. Papikyan,¹ G. S. Pappalardo,¹⁰⁹ P. Pareek,⁴⁹ J. Park,⁵¹ W. J. Park,¹⁰⁰ S. Parmar,⁹⁰ A. Passfeld,⁶² V. Patricchio,¹⁰⁶ R. N. Patra,¹³⁷ B. Paul,¹¹³ H. Pei,⁷ T. Peitzmann,⁵⁴ X. Peng,⁷ H. Pereira Da Costa,¹⁵ D. Peresunko,^{82,77} E. Perez Lezama,⁶¹ V. Peskov,⁶¹ Y. Pestov,⁵ V. Petráček,³⁹ V. Petrov,¹¹⁴ M. Petrovici,⁸⁰ C. Petta,²⁸ S. Piano,¹¹² M. Pikna,³⁸ P. Pillot,¹¹⁶ L. O. D. L. Pimentel,⁸³ O. Pinazza,^{107,35} L. Pinsky,¹²⁶ D. B. Piyarathna,¹²⁶ M. Płoskoń,⁷⁶ M. Planinic,¹³³ J. Pluta,¹³⁸ S. Pochybova,¹⁴⁰ P. L. M. Podesta-Lerma,¹²² M. G. Poghosyan,⁸⁷ B. Polichtchouk,¹¹⁴ N. Poljak,¹³³ W. Poonsawat,¹¹⁷ A. Pop,⁸⁰ H. Poppenborg,⁶² S. Porteboeuf-Houssais,⁷² J. Porter,⁷⁶ J. Pospisil,⁸⁶ S. K. Prasad,⁴ R. Preghenella,^{107,35} F. Prino,¹¹³ C. A. Pruneau,¹³⁹ I. Pshenichnov,⁵³ M. Puccio,²⁶ G. Puddu,²⁴ P. Pujahari,¹³⁹ V. Punin,¹⁰² J. Putschke,¹³⁹ H. Qvigstad,²¹ A. Rachevski,¹¹² S. Raha,⁴ S. Rajput,⁹³ J. Rak,¹²⁷ A. Rakotozafindrabe,¹⁵ L. Ramello,³² F. Rami,⁶⁶ D. B. Rana,¹²⁶ R. Raniwala,⁹⁴ S. Raniwala,⁹⁴ S. S. Räsänen,⁴⁶ B. T. Rascanu,⁶¹ D. Rathee,⁹⁰ V. Ratza,⁴⁵ I. Ravasenga,²⁶ K. F. Read,^{129,87} K. Redlich,⁷⁹ A. Rehman,²² P. Reichelt,⁶¹ F. Reidt,^{96,35} X. Ren,⁷ R. Renfordt,⁶¹ A. R. Reolon,⁷⁴ A. Reshetin,⁵³ K. Reygers,⁹⁶ V. Riabov,⁸⁸ R. A. Ricci,⁷⁵ T. Richert,^{34,54} M. Richter,²¹ P. Riedler,³⁵ W. Riegler,³⁵ F. Riggi,²⁸ C. Ristea,⁵⁹ M. Rodríguez Cahuantzi,² K. Røed,²¹ E. Rogochaya,⁶⁸ D. Rohr,⁴² D. Röhrich,²² F. Ronchetti,^{74,35} L. Ronflette,¹¹⁶

P. Rosnet,⁷² A. Rossi,²⁹ F. Roukoutakis,⁹¹ A. Roy,⁴⁹ C. Roy,⁶⁶ P. Roy,¹⁰³ A. J. Rubio Montero,¹⁰ R. Rui,²⁵ R. Russo,²⁶ E. Ryabinkin,⁸² Y. Ryabov,⁸⁸ A. Rybicki,¹²⁰ S. Saarinen,⁴⁶ S. Sadhu,¹³⁷ S. Sadovsky,¹¹⁴ K. Šafařík,³⁵ B. Sahlmuller,⁶¹ B. Sahoo,⁴⁸ P. Sahoo,⁴⁹ R. Sahoo,⁴⁹ S. Sahoo,⁵⁸ P. K. Sahu,⁵⁸ J. Saini,¹³⁷ S. Sakai,^{132,74} M. A. Saleh,¹³⁹ J. Salzwedel,¹⁹ S. Sambyal,⁹³ V. Samsonov,^{88,77} A. Sandoval,⁶⁵ M. Sano,¹³² D. Sarkar,¹³⁷ N. Sarkar,¹³⁷ P. Sarma,⁴⁴ M. H. P. Sas,⁵⁴ E. Scapparone,¹⁰⁷ F. Scarlassara,²⁹ R. P. Scharenberg,⁹⁸ C. Schiaua,⁸⁰ R. Schicker,⁹⁶ C. Schmidt,¹⁰⁰ H. R. Schmidt,⁹⁵ M. Schmidt,⁹⁵ J. Schukraft,³⁵ Y. Schutz,^{35,66,116} K. Schwarz,¹⁰⁰ K. Schweda,¹⁰⁰ G. Scioli,²⁷ E. Scomparin,¹¹³ R. Scott,¹²⁹ M. Šefčík,⁴⁰ J. E. Seger,⁸⁹ Y. Sekiguchi,¹³¹ D. Sekihata,⁴⁷ I. Selyuzhenkov,¹⁰⁰ K. Senosi,⁶⁷ S. Senyukov,^{3,35} E. Serradilla,^{10,65} P. Sett,⁴⁸ A. Sevcenco,⁵⁹ A. Shabanov,⁵³ A. Shabetai,¹¹⁶ O. Shadura,³ R. Shahoyan,³⁵ A. Shangaraev,¹¹⁴ A. Sharma,⁹³ A. Sharma,⁹⁰ M. Sharma,⁹³ M. Sharma,⁹³ N. Sharma,^{90,129} A. I. Sheikh,¹³⁷ K. Shigaki,⁴⁷ Q. Shou,⁷ K. Shtejer,^{26,9} Y. Sibirak,⁸² S. Siddhanta,¹⁰⁸ K. M. Sielewicz,³⁵ T. Siemiarzuk,⁷⁹ D. Silvermyr,³⁴ C. Silvestre,⁷³ G. Simatovic,¹³³ G. Simonetti,³⁵ R. Singaraju,¹³⁷ R. Singh,⁸¹ V. Singhal,¹³⁷ T. Sinha,¹⁰³ B. Sitar,³⁸ M. Sitta,³² T. B. Skaali,²¹ M. Slupecki,¹²⁷ N. Smirnov,¹⁴¹ R. J. M. Snellings,⁵⁴ T. W. Snellman,¹²⁷ J. Song,⁹⁹ M. Song,¹⁴² Z. Song,⁷ F. Soramel,²⁹ S. Sorensen,¹²⁹ F. Sozzi,¹⁰⁰ E. Spiriti,⁷⁴ I. Sputowska,¹²⁰ B. K. Srivastava,⁹⁸ J. Stachel,⁹⁶ I. Stan,⁵⁹ P. Stankus,⁸⁷ E. Stenlund,³⁴ G. Steyn,⁶⁷ J. H. Stiller,⁹⁶ D. Stocco,¹¹⁶ P. Strmen,³⁸ A. A. P. Suaide,¹²³ T. Sugitate,⁴⁷ C. Suire,⁵² M. Suleymanov,¹⁶ M. Suljic,²⁵ R. Sultanov,⁵⁵ M. Šumbera,⁸⁶ S. Sumowidagdo,⁵⁰ K. Suzuki,¹¹⁵ S. Swain,⁵⁸ A. Szabo,³⁸ I. Szarka,³⁸ A. Szczepankiewicz,¹³⁸ M. Szymanski,¹³⁸ U. Tabassam,¹⁶ J. Takahashi,¹²⁴ G. J. Tambave,²² N. Tanaka,¹³² M. Tarhini,⁵² M. Tariq,¹⁸ M. G. Tarzila,⁸⁰ A. Tauro,³⁵ G. Tejada Muñoz,² A. Telesca,³⁵ K. Terasaki,¹³¹ C. Terrevoli,²⁹ B. Teyssier,¹³⁴ D. Thakur,⁴⁹ D. Thomas,¹²¹ R. Tieulent,¹³⁴ A. Tikhonov,⁵³ A. R. Timmins,¹²⁶ A. Toia,⁶¹ S. Tripathy,⁴⁹ S. Trogolo,²⁶ G. Trombetta,³³ V. Trubnikov,³ W. H. Trzaska,¹²⁷ T. Tsuji,¹³¹ A. Tumkin,¹⁰² R. Turrisi,¹¹⁰ T. S. Tveter,²¹ K. Ullaland,²² E. N. Umaka,¹²⁶ A. Uras,¹³⁴ G. L. Usai,²⁴ A. Utrobicic,¹³³ M. Vala,⁵⁶ J. Van Der Maarel,⁵⁴ J. W. Van Hoorne,³⁵ M. van Leeuwen,⁵⁴ T. Vanat,⁸⁶ P. Vande Vyvre,³⁵ D. Varga,¹⁴⁰ A. Vargas,² M. Vargyas,¹²⁷ R. Varma,⁴⁸ M. Vasileiou,⁹¹ A. Vasiliev,⁸² A. Vauthier,⁷³ O. Vázquez Doce,^{97,36} V. Vechernin,¹³⁶ A. M. Veen,⁵⁴ A. Velure,²² E. Vercellin,²⁶ S. Vergara Limón,² R. Vernet,⁸ R. Vértesi,¹⁴⁰ L. Vickovic,¹¹⁹ S. Vigolo,⁵⁴ J. Viinikainen,¹²⁷ Z. Vilakazi,¹³⁰ O. Villalobos Baillie,¹⁰⁴ A. Villatoro Tello,² A. Vinogradov,⁸² L. Vinogradov,¹³⁶ T. Virgili,³⁰ V. Vislavicius,³⁴ A. Vodopyanov,⁶⁸ M. A. Völkl,⁹⁶ K. Voloshin,⁵⁵ S. A. Voloshin,¹³⁹ G. Volpe,^{33,140} B. von Haller,³⁵ I. Vorobyev,^{36,97} D. Voscek,¹¹⁸ D. Vranic,^{35,100} J. Vrláková,⁴⁰ B. Wagner,²² J. Wagner,¹⁰⁰ H. Wang,⁵⁴ M. Wang,⁷ D. Watanabe,¹³² Y. Watanabe,¹³¹ M. Weber,¹¹⁵ S. G. Weber,¹⁰⁰ D. F. Weiser,⁹⁶ J. P. Wessels,⁶² U. Westerhoff,⁶² A. M. Whitehead,⁹² J. Wiechula,⁶¹ J. Wikne,²¹ G. Wilk,⁷⁹ J. Wilkinson,⁹⁶ G. A. Willems,⁶² M. C. S. Williams,¹⁰⁷ B. Windelband,⁹⁶ M. Winn,⁹⁶ S. Yalcin,⁷¹ P. Yang,⁷ S. Yano,⁴⁷ Z. Yin,⁷ H. Yokoyama,^{73,132} I. -K. Yoo,^{35,99} J. H. Yoon,⁵¹ V. Yurchenko,³ V. Zaccolo,⁸³ A. Zaman,¹⁶ C. Zampolli,^{35,107} H. J. C. Zanoli,¹²³ S. Zaporozhets,⁶⁸ N. Zardoshti,¹⁰⁴ A. Zarochentsev,¹³⁶ P. Závada,⁵⁷ N. Zaviyalov,¹⁰² H. Zbroszczyk,¹³⁸ M. Zhalov,⁸⁸ H. Zhang,^{7,22} X. Zhang,^{76,7} Y. Zhang,⁷ C. Zhang,⁵⁴ Z. Zhang,⁷ C. Zhao,²¹ N. Zhigareva,⁵⁵ D. Zhou,⁷ Y. Zhou,⁸³ Z. Zhou,²² H. Zhu,^{22,7} J. Zhu,^{116,7} A. Zichichi,^{27,12} A. Zimmermann,⁹⁶ M. B. Zimmermann,^{35,62} G. Zinovjev,³ and J. Zmeskal¹¹⁵

(ALICE Collaboration)

¹A.I. Alikhanyan National Science Laboratory (Yerevan Physics Institute) Foundation, Yerevan, Armenia²Benemérita Universidad Autónoma de Puebla, Puebla, Mexico³Bogolyubov Institute for Theoretical Physics, Kiev, Ukraine⁴Bose Institute, Department of Physics and Centre for Astroparticle Physics and Space Science (CAPSS), Kolkata, India⁵Budker Institute for Nuclear Physics, Novosibirsk, Russia⁶California Polytechnic State University, San Luis Obispo, California, USA⁷Central China Normal University, Wuhan, China⁸Centre de Calcul de l'IN2P3, Villeurbanne, Lyon, France⁹Centro de Aplicaciones Tecnológicas y Desarrollo Nuclear (CEADEN), Havana, Cuba¹⁰Centro de Investigaciones Energéticas Medioambientales y Tecnológicas (CIEMAT), Madrid, Spain¹¹Centro de Investigación y de Estudios Avanzados (CINVESTAV), Mexico City and Mérida, Mexico¹²Centro Fermi - Museo Storico della Fisica e Centro Studi e Ricerche "Enrico Fermi", Rome, Italy¹³Chicago State University, Chicago, Illinois, USA¹⁴China Institute of Atomic Energy, Beijing, China¹⁵Commissariat à l'Energie Atomique, IRFU, Saclay, France¹⁶COMSATS Institute of Information Technology (CIIT), Islamabad, Pakistan

- ¹⁷*Departamento de Física de Partículas and IGFAE, Universidad de Santiago de Compostela, Santiago de Compostela, Spain*
- ¹⁸*Department of Physics, Aligarh Muslim University, Aligarh, India*
- ¹⁹*Department of Physics, Ohio State University, Columbus, Ohio, USA*
- ²⁰*Department of Physics, Sejong University, Seoul, South Korea*
- ²¹*Department of Physics, University of Oslo, Oslo, Norway*
- ²²*Department of Physics and Technology, University of Bergen, Bergen, Norway*
- ²³*Dipartimento di Fisica dell'Università 'La Sapienza' and Sezione INFN, Rome, Italy*
- ²⁴*Dipartimento di Fisica dell'Università and Sezione INFN, Cagliari, Italy*
- ²⁵*Dipartimento di Fisica dell'Università and Sezione INFN, Trieste, Italy*
- ²⁶*Dipartimento di Fisica dell'Università and Sezione INFN, Turin, Italy*
- ²⁷*Dipartimento di Fisica e Astronomia dell'Università and Sezione INFN, Bologna, Italy*
- ²⁸*Dipartimento di Fisica e Astronomia dell'Università and Sezione INFN, Catania, Italy*
- ²⁹*Dipartimento di Fisica e Astronomia dell'Università and Sezione INFN, Padova, Italy*
- ³⁰*Dipartimento di Fisica 'E.R. Caianiello' dell'Università and Gruppo Collegato INFN, Salerno, Italy*
- ³¹*Dipartimento DISAT del Politecnico and Sezione INFN, Turin, Italy*
- ³²*Dipartimento di Scienze e Innovazione Tecnologica dell'Università del Piemonte Orientale and INFN Sezione di Torino, Alessandria, Italy*
- ³³*Dipartimento Interateneo di Fisica 'M. Merlin' and Sezione INFN, Bari, Italy*
- ³⁴*Division of Experimental High Energy Physics, University of Lund, Lund, Sweden*
- ³⁵*European Organization for Nuclear Research (CERN), Geneva, Switzerland*
- ³⁶*Excellence Cluster Universe, Technische Universität München, Munich, Germany*
- ³⁷*Faculty of Engineering, Bergen University College, Bergen, Norway*
- ³⁸*Faculty of Mathematics, Physics and Informatics, Comenius University, Bratislava, Slovakia*
- ³⁹*Faculty of Nuclear Sciences and Physical Engineering, Czech Technical University in Prague, Prague, Czech Republic*
- ⁴⁰*Faculty of Science, P.J. Šafárik University, Košice, Slovakia*
- ⁴¹*Faculty of Technology, Buskerud and Vestfold University College, Tonsberg, Norway*
- ⁴²*Frankfurt Institute for Advanced Studies, Johann Wolfgang Goethe-Universität Frankfurt, Frankfurt, Germany*
- ⁴³*Gangneung-Wonju National University, Gangneung, South Korea*
- ⁴⁴*Gauhati University, Department of Physics, Guwahati, India*
- ⁴⁵*Helmholtz-Institut für Strahlen- und Kernphysik, Rheinische Friedrich-Wilhelms-Universität Bonn, Bonn, Germany*
- ⁴⁶*Helsinki Institute of Physics (HIP), Helsinki, Finland*
- ⁴⁷*Hiroshima University, Hiroshima, Japan*
- ⁴⁸*Indian Institute of Technology Bombay (IIT), Mumbai, India*
- ⁴⁹*Indian Institute of Technology Indore, Indore, India*
- ⁵⁰*Indonesian Institute of Sciences, Jakarta, Indonesia*
- ⁵¹*Inha University, Incheon, South Korea*
- ⁵²*Institut de Physique Nucléaire d'Orsay (IPNO), Université Paris-Sud, CNRS-IN2P3, Orsay, France*
- ⁵³*Institute for Nuclear Research, Academy of Sciences, Moscow, Russia*
- ⁵⁴*Institute for Subatomic Physics of Utrecht University, Utrecht, Netherlands*
- ⁵⁵*Institute for Theoretical and Experimental Physics, Moscow, Russia*
- ⁵⁶*Institute of Experimental Physics, Slovak Academy of Sciences, Košice, Slovakia*
- ⁵⁷*Institute of Physics, Academy of Sciences of the Czech Republic, Prague, Czech Republic*
- ⁵⁸*Institute of Physics, Bhubaneswar, India*
- ⁵⁹*Institute of Space Science (ISS), Bucharest, Romania*
- ⁶⁰*Institut für Informatik, Johann Wolfgang Goethe-Universität Frankfurt, Frankfurt, Germany*
- ⁶¹*Institut für Kernphysik, Johann Wolfgang Goethe-Universität Frankfurt, Frankfurt, Germany*
- ⁶²*Institut für Kernphysik, Westfälische Wilhelms-Universität Münster, Münster, Germany*
- ⁶³*Instituto de Ciencias Nucleares, Universidad Nacional Autónoma de México, Mexico City, Mexico*
- ⁶⁴*Instituto de Física, Universidade Federal do Rio Grande do Sul (UFRGS), Porto Alegre, Brazil*
- ⁶⁵*Instituto de Física, Universidad Nacional Autónoma de México, Mexico City, Mexico*
- ⁶⁶*Institut Pluridisciplinaire Hubert Curien (IPHC), Université de Strasbourg, CNRS-IN2P3, Strasbourg, France, Strasbourg, France*
- ⁶⁷*iThemba LABS, National Research Foundation, Somerset West, South Africa*
- ⁶⁸*Joint Institute for Nuclear Research (JINR), Dubna, Russia*
- ⁶⁹*Konkuk University, Seoul, South Korea*
- ⁷⁰*Korea Institute of Science and Technology Information, Daejeon, South Korea*
- ⁷¹*KTO Karatay University, Konya, Turkey*
- ⁷²*Laboratoire de Physique Corpusculaire (LPC), Clermont Université, Université Blaise Pascal, CNRS-IN2P3, Clermont-Ferrand, France*
- ⁷³*Laboratoire de Physique Subatomique et de Cosmologie, Université Grenoble-Alpes, CNRS-IN2P3, Grenoble, France*
- ⁷⁴*Laboratori Nazionali di Frascati, INFN, Frascati, Italy*

- ⁷⁵Laboratori Nazionali di Legnaro, INFN, Legnaro, Italy
- ⁷⁶Lawrence Berkeley National Laboratory, Berkeley, California, USA
- ⁷⁷Moscow Engineering Physics Institute, Moscow, Russia
- ⁷⁸Nagasaki Institute of Applied Science, Nagasaki, Japan
- ⁷⁹National Centre for Nuclear Studies, Warsaw, Poland
- ⁸⁰National Institute for Physics and Nuclear Engineering, Bucharest, Romania
- ⁸¹National Institute of Science Education and Research, Bhubaneswar, India
- ⁸²National Research Centre Kurchatov Institute, Moscow, Russia
- ⁸³Niels Bohr Institute, University of Copenhagen, Copenhagen, Denmark
- ⁸⁴Nikhef, Nationaal instituut voor subatomaire fysica, Amsterdam, Netherlands
- ⁸⁵Nuclear Physics Group, STFC Daresbury Laboratory, Daresbury, United Kingdom
- ⁸⁶Nuclear Physics Institute, Academy of Sciences of the Czech Republic, Řež u Prahy, Czech Republic, Řež u Prahy, Czech Republic
- ⁸⁷Oak Ridge National Laboratory, Oak Ridge, Tennessee, USA
- ⁸⁸Petersburg Nuclear Physics Institute, Gatchina, Russia
- ⁸⁹Physics Department, Creighton University, Omaha, Nebraska, USA
- ⁹⁰Physics Department, Panjab University, Chandigarh, India
- ⁹¹Physics Department, University of Athens, Athens, Greece
- ⁹²Physics Department, University of Cape Town, Cape Town, South Africa
- ⁹³Physics Department, University of Jammu, Jammu, India
- ⁹⁴Physics Department, University of Rajasthan, Jaipur, India
- ⁹⁵Physikalisches Institut, Eberhard Karls Universität Tübingen, Tübingen, Germany
- ⁹⁶Physikalisches Institut, Ruprecht-Karls-Universität Heidelberg, Heidelberg, Germany
- ⁹⁷Physik Department, Technische Universität München, Munich, Germany
- ⁹⁸Purdue University, West Lafayette, Indiana, USA
- ⁹⁹Pusan National University, Pusan, South Korea
- ¹⁰⁰Research Division and ExtreMe Matter Institute EMMI, GSI Helmholtzzentrum für Schwerionenforschung, Darmstadt, Germany
- ¹⁰¹Rudjer Bošković Institute, Zagreb, Croatia
- ¹⁰²Russian Federal Nuclear Center (VNIIEF), Sarov, Russia
- ¹⁰³Saha Institute of Nuclear Physics, Kolkata, India
- ¹⁰⁴School of Physics and Astronomy, University of Birmingham, Birmingham, United Kingdom
- ¹⁰⁵Sección Física, Departamento de Ciencias, Pontificia Universidad Católica del Perú, Lima, Peru
- ¹⁰⁶Sezione INFN, Bari, Italy
- ¹⁰⁷Sezione INFN, Bologna, Italy
- ¹⁰⁸Sezione INFN, Cagliari, Italy
- ¹⁰⁹Sezione INFN, Catania, Italy
- ¹¹⁰Sezione INFN, Padova, Italy
- ¹¹¹Sezione INFN, Rome, Italy
- ¹¹²Sezione INFN, Trieste, Italy
- ¹¹³Sezione INFN, Turin, Italy
- ¹¹⁴SSC IHEP of NRC Kurchatov institute, Protvino, Russia
- ¹¹⁵Stefan Meyer Institut für Subatomare Physik (SMI), Vienna, Austria
- ¹¹⁶SUBATECH, Ecole des Mines de Nantes, Université de Nantes, CNRS-IN2P3, Nantes, France
- ¹¹⁷Suranaree University of Technology, Nakhon Ratchasima, Thailand
- ¹¹⁸Technical University of Košice, Košice, Slovakia
- ¹¹⁹Technical University of Split FESB, Split, Croatia
- ¹²⁰The Henryk Niewodniczanski Institute of Nuclear Physics, Polish Academy of Sciences, Cracow, Poland
- ¹²¹The University of Texas at Austin, Physics Department, Austin, Texas, USA
- ¹²²Universidad Autónoma de Sinaloa, Culiacán, Mexico
- ¹²³Universidade de São Paulo (USP), São Paulo, Brazil
- ¹²⁴Universidade Estadual de Campinas (UNICAMP), Campinas, Brazil
- ¹²⁵Universidade Federal do ABC, Santo Andre, Brazil
- ¹²⁶University of Houston, Houston, Texas, USA
- ¹²⁷University of Jyväskylä, Jyväskylä, Finland
- ¹²⁸University of Liverpool, Liverpool, United Kingdom
- ¹²⁹University of Tennessee, Knoxville, Tennessee, USA
- ¹³⁰University of the Witwatersrand, Johannesburg, South Africa
- ¹³¹University of Tokyo, Tokyo, Japan
- ¹³²University of Tsukuba, Tsukuba, Japan
- ¹³³University of Zagreb, Zagreb, Croatia
- ¹³⁴Université de Lyon, Université Lyon 1, CNRS/IN2P3, IPN-Lyon, Villeurbanne, Lyon, France

¹³⁵*Università di Brescia, Brescia, Italy*

¹³⁶*V. Fock Institute for Physics, St. Petersburg State University, St. Petersburg, Russia*

¹³⁷*Variable Energy Cyclotron Centre, Kolkata, India*

¹³⁸*Warsaw University of Technology, Warsaw, Poland*

¹³⁹*Wayne State University, Detroit, Michigan, USA*

¹⁴⁰*Wigner Research Centre for Physics, Hungarian Academy of Sciences, Budapest, Hungary*

¹⁴¹*Yale University, New Haven, Connecticut, USA*

¹⁴²*Yonsei University, Seoul, South Korea*

¹⁴³*Zentrum für Technologietransfer und Telekommunikation (ZTT), Fachhochschule Worms, Worms, Germany*

[†]Deceased.

[‡]Also at Georgia State University, Atlanta, Georgia, USA.

[§]Also at Department of Applied Physics, Aligarh Muslim University, Aligarh, India.

^{||}Also at M.V. Lomonosov Moscow State University, D.V. Skobeltsyn Institute of Nuclear, Physics, Moscow, Russia.