

Measurements of Multiparticle Correlations in d+Au Collisions at 200, 62.4, 39, and 19.6 GeV and p+Au Collisions at 200 GeV and Implications for Collective Behavior

(PHENIX Collaboration) Aidala, C.; ...; Dumancic, Mirta; ...; Makek, Mihael; ...; Vukman, Nikola; ...; Zou, L.

Source / Izvornik: **Physical Review Letters, 2018, 120**

Journal article, Published version

Rad u časopisu, Objavljena verzija rada (izdavačev PDF)

<https://doi.org/10.1103/PhysRevLett.120.062302>

Permanent link / Trajna poveznica: <https://um.nsk.hr/um:nbn:hr:217:947671>

Rights / Prava: [In copyright](#) / [Zaštićeno autorskim pravom.](#)

Download date / Datum preuzimanja: **2024-10-14**



Repository / Repozitorij:

[Repository of the Faculty of Science - University of Zagreb](#)



Measurements of Multiparticle Correlations in $d + \text{Au}$ Collisions at 200, 62.4, 39, and 19.6 GeV and $p + \text{Au}$ Collisions at 200 GeV and Implications for Collective Behavior

C. Aidala,⁴⁰ Y. Akiba,^{51,52,†} M. Alfred,²² V. Andrieux,⁴⁰ K. Aoki,³⁰ N. Apadula,²⁷ H. Asano,^{33,51} C. Ayuso,⁴⁰ B. Azmoun,⁷ V. Babintsev,²³ A. Bagoly,¹⁶ N. S. Bandara,³⁹ K. N. Barish,⁸ S. Bathe,^{5,52} A. Bazilevsky,⁷ M. Beaumier,⁸ R. Belmont,¹² A. Berdnikov,⁵⁴ Y. Berdnikov,⁵⁴ D. S. Blau,^{32,43} M. Boer,³⁵ J. S. Bok,⁴⁵ M. L. Brooks,³⁵ J. Bryslawskyj,^{5,8} V. Bumazhnov,²³ C. Butler,²⁰ S. Campbell,¹³ V. Canoa Roman,⁵⁷ R. Cervantes,⁵⁷ C. Y. Chi,¹³ M. Chiu,⁷ I. J. Choi,²⁴ J. B. Choi,^{10,*} Z. Citron,⁶² M. Connors,^{20,52} N. Cronin,⁵⁷ M. Csanád,¹⁶ T. Csörgő,^{17,63} T. W. Danley,⁴⁶ M. S. Daugherty,¹ G. David,^{7,57} K. DeBlasio,⁴⁴ K. Dehmelt,⁵⁷ A. Denisov,²³ A. Deshpande,^{52,57} E. J. Desmond,⁷ A. Dion,⁵⁷ D. Dixit,⁵⁷ J. H. Do,⁶⁴ A. Drees,⁵⁷ K. A. Drees,⁶ M. Dumancic,⁶² J. M. Durham,³⁵ A. Durum,²³ T. Elder,²⁰ A. Enokizono,^{51,53} H. En'yo,⁵¹ S. Esumi,⁶⁰ B. Fadem,⁴¹ W. Fan,⁵⁷ N. Feege,⁵⁷ D. E. Fields,⁴⁴ M. Finger,⁹ M. Finger, Jr.,⁹ S. L. Fokin,³² J. E. Frantz,⁴⁶ A. Franz,⁷ A. D. Frawley,¹⁹ Y. Fukuda,⁶⁰ C. Gal,⁵⁷ P. Gallus,¹⁴ P. Garg,^{3,57} H. Ge,⁵⁷ F. Giordano,²⁴ Y. Goto,^{51,52} N. Grau,² S. V. Greene,⁶¹ M. Grosse Perdekamp,²⁴ T. Gunji,¹¹ H. Guragain,²⁰ T. Hachiya,^{51,52} J. S. Haggerty,⁷ K. I. Hahn,¹⁸ H. Hamagaki,¹¹ H. F. Hamilton,¹ S. Y. Han,¹⁸ J. Hanks,⁵⁷ S. Hasegawa,²⁸ T. O. S. Haseler,²⁰ X. He,²⁰ T. K. Hemmick,⁵⁷ J. C. Hill,²⁷ K. Hill,¹² A. Hodges,²⁰ R. S. Hollis,⁸ K. Homma,²¹ B. Hong,³¹ T. Hoshino,²¹ N. Hotvedt,²⁷ J. Huang,⁷ S. Huang,⁶¹ K. Imai,²⁸ J. Imrek,¹⁵ M. Inaba,⁶⁰ A. Iordanova,⁸ D. Isenhower,¹ Y. Ito,⁴² D. Ivanishchev,⁵⁰ B. V. Jacak,⁵⁷ M. Jezghani,²⁰ Z. Ji,⁵⁷ X. Jiang,³⁵ B. M. Johnson,^{7,20} V. Jorjadze,⁵⁷ D. Jouan,⁴⁸ D. S. Jumper,²⁴ J. H. Kang,⁶⁴ D. Kapukchyan,⁸ S. Karthas,⁵⁷ D. Kawall,³⁹ A. V. Kazantsev,³² V. Khachatryan,⁵⁷ A. Khazadeev,⁵⁰ C. Kim,^{8,31} D. J. Kim,²⁹ E.-J. Kim,¹⁰ M. Kim,⁵⁵ M. H. Kim,³¹ D. Kincses,¹⁶ E. Kistenev,⁷ J. Klatsky,¹⁹ P. Kline,⁵⁷ T. Koblesky,¹² D. Kotov,^{50,54} S. Kudo,⁶⁰ K. Kurita,⁵³ Y. Kwon,⁶⁴ J. G. Lajoie,²⁷ E. O. Lallow,⁴¹ A. Lebedev,²⁷ S. Lee,⁶⁴ S. H. Lee,^{27,57} M. J. Leitch,³⁵ Y. H. Leung,⁵⁷ N. A. Lewis,⁴⁰ X. Li,³⁵ S. H. Lim,^{35,64} L. D. Liu,⁴⁹ M. X. Liu,³⁵ V.-R. Loggins,²⁴ S. Lökös,^{16,17} K. Lovasz,¹⁵ D. Lynch,⁷ T. Majoros,¹⁵ Y. I. Makdisi,⁶ M. Makek,⁶⁵ M. Malaev,⁵⁰ V. I. Manko,³² E. Mannel,⁷ H. Masuda,⁵³ M. McCumber,³⁵ P. L. McGaughey,³⁵ D. McGlinchey,^{12,35} C. McKinney,²⁴ M. Mendoza,⁸ W. J. Metzger,¹⁷ A. C. Mignerey,³⁸ D. E. Mihalik,⁵⁷ A. Milov,⁶² D. K. Mishra,⁴ J. T. Mitchell,⁷ G. Mitsuka,⁵² S. Miyasaka,^{51,59} S. Mizuno,^{51,60} P. Montuenga,²⁴ T. Moon,⁶⁴ D. P. Morrison,⁷ S. I. M. Morrow,⁶¹ T. Murakami,^{33,51} J. Murata,^{51,53} K. Nagai,⁵⁹ K. Nagashima,²¹ T. Nagashima,⁵³ J. L. Nagle,¹² M. I. Nagy,¹⁶ I. Nakagawa,^{51,52} H. Nakagomi,^{51,60} K. Nakano,^{51,59} C. Nattrass,⁵⁸ T. Niida,⁶⁰ R. Nouicer,^{7,52} T. Novák,^{17,63} N. Novitzky,⁵⁷ R. Novotny,¹⁴ A. S. Nyanin,³² E. O'Brien,⁷ C. A. Ogilvie,²⁷ J. D. Orjuela Koop,¹² J. D. Osborn,⁴⁰ A. Oskarsson,³⁶ G. J. Ottino,⁴⁴ K. Ozawa,^{30,60} V. Pantuev,²⁵ V. Papavassiliou,⁴⁵ J. S. Park,⁵⁵ S. Park,^{51,55,57} S. F. Pate,⁴⁵ M. Patel,²⁷ W. Peng,⁶¹ D. V. Perepelitsa,^{7,12} G. D. N. Perera,⁴⁵ D. Yu. Peressounko,³² C. E. PerezLara,⁵⁷ J. Perry,²⁷ R. Petti,⁷ M. Phipps,^{7,24} C. Pinkenburg,⁷ R. P. Pisani,⁷ A. Pun,⁴⁶ M. L. Purschke,⁷ P. V. Radzevich,⁵⁴ K. F. Read,^{47,58} D. Reynolds,⁵⁶ V. Riabov,^{43,50} Y. Riabov,^{50,54} D. Richford,⁵ T. Rinn,²⁷ S. D. Rolnick,⁸ M. Rosati,²⁷ Z. Rowan,⁵ J. Runchey,²⁷ A. S. Safonov,⁵⁴ T. Sakaguchi,⁷ H. Sako,²⁸ V. Samsonov,^{43,50} M. Sarsour,²⁰ K. Sato,⁶⁰ S. Sato,²⁸ B. Schaefer,⁶¹ B. K. Schmoll,⁵⁸ K. Sedgwick,⁸ R. Seidl,^{51,52} A. Sen,^{27,58} R. Seto,⁸ A. Sexton,³⁸ D. Sharma,⁵⁷ I. Shein,²³ T.-A. Shibata,^{51,59} K. Shigaki,²¹ M. Shimomura,^{27,42} T. Shioya,⁶⁰ P. Shukla,⁴ A. Sickles,²⁴ C. L. Silva,³⁵ D. Silvermyr,³⁶ B. K. Singh,³ C. P. Singh,³ V. Singh,³ M. J. Skoby,⁴⁰ M. Slunečka,⁹ K. L. Smith,¹⁹ M. Snowball,³⁵ R. A. Soltz,³⁴ W. E. Sondheim,³⁵ S. P. Sorensen,⁵⁸ I. V. Sourikova,⁷ P. W. Stankus,⁴⁷ S. P. Stoll,⁷ T. Sugitate,²¹ A. Sukhanov,⁷ T. Sumita,⁵¹ J. Sun,⁵⁷ S. Syed,²⁰ J. Sziklai,⁶³ A. Takeda,⁴² K. Tanida,^{28,52,55} M. J. Tannenbaum,⁷ S. Tarafdar,^{61,62} A. Taranenko,^{43,56} G. Tarnai,¹⁵ R. Tieulent,^{20,37} A. Timilsina,²⁷ T. Todoroki,⁶⁰ M. Tomášek,¹⁴ C. L. Towell,¹ R. S. Towell,¹ I. Tserruya,⁶² Y. Ueda,²¹ B. Ujvari,¹⁵ H. W. van Hecke,³⁵ S. Vazquez-Carson,¹² J. Velkovska,⁶¹ M. Virius,¹⁴ V. Vrba,^{14,26} N. Vukman,⁶⁵ X. R. Wang,^{45,52} Z. Wang,⁵ Y. Watanabe,^{51,52} Y. S. Watanabe,¹¹ C. P. Wong,²⁰ C. L. Woody,⁷ C. Xu,⁴⁵ Q. Xu,⁶¹ L. Xue,²⁰ S. Yalcin,⁵⁷ Y. L. Yamaguchi,^{52,57} H. Yamamoto,⁶⁰ A. Yanovich,²³ P. Yin,¹² J. H. Yoo,³¹ I. Yoon,⁵⁵ H. Yu,^{45,49} I. E. Yushmanov,³² W. A. Zajc,¹³ A. Zelenski,⁶ S. Zharko,⁵⁴ and L. Zou⁸


(PHENIX Collaboration)

¹Abilene Christian University, Abilene, Texas 79699, USA²Department of Physics, Augustana University, Sioux Falls, South Dakota 57197, USA³Department of Physics, Banaras Hindu University, Varanasi 221005, India⁴Bhabha Atomic Research Centre, Bombay 400 085, India⁵Baruch College, City University of New York, New York, New York 10010, USA

- ⁶Collider-Accelerator Department, Brookhaven National Laboratory, Upton, New York 11973-5000, USA
- ⁷Physics Department, Brookhaven National Laboratory, Upton, New York 11973-5000, USA
- ⁸University of California-Riverside, Riverside, California 92521, USA
- ⁹Charles University, Ovocný trh 5, Praha 1, 116 36, Prague, Czech Republic
- ¹⁰Chonbuk National University, Jeonju, 561-756, Korea
- ¹¹Center for Nuclear Study, Graduate School of Science, University of Tokyo, 6-3-1 Hongo, Bunkyo, Tokyo 113-0033, Japan
- ¹²University of Colorado, Boulder, Colorado 80309, USA
- ¹³Columbia University, New York, New York 10027 and Nevis Laboratories, Irvington, New York 10533, USA
- ¹⁴Czech Technical University, Zikova 4, 166 36 Prague 6, Czech Republic
- ¹⁵Debrecen University, H-4010 Debrecen, Egyetem tér 1, Hungary
- ¹⁶ELTE, Eötvös Loránd University, H-1117 Budapest, Pázmány P. s. 1/A, Hungary
- ¹⁷Eszterházy Károly University, Károly Róbert Campus, H-3200 Gyöngyös, Mátrai út 36, Hungary
- ¹⁸Ewha Womans University, Seoul 120-750, Korea
- ¹⁹Florida State University, Tallahassee, Florida 32306, USA
- ²⁰Georgia State University, Atlanta, Georgia 30303, USA
- ²¹Hiroshima University, Kagamiyama, Higashi-Hiroshima 739-8526, Japan
- ²²Department of Physics and Astronomy, Howard University, Washington, DC 20059, USA
- ²³IHEP Protvino, State Research Center of Russian Federation, Institute for High Energy Physics, Protvino 142281, Russia
- ²⁴University of Illinois at Urbana-Champaign, Urbana, Illinois 61801, USA
- ²⁵Institute for Nuclear Research of the Russian Academy of Sciences, prospekt 60-letiya Oktyabrya 7a, Moscow 117312, Russia
- ²⁶Institute of Physics, Academy of Sciences of the Czech Republic, Na Slovance 2, 182 21 Prague 8, Czech Republic
- ²⁷Iowa State University, Ames, Iowa 50011, USA
- ²⁸Advanced Science Research Center, Japan Atomic Energy Agency, 2-4 Shirakata Shirane, Tokai-mura, Naka-gun, Ibaraki-ken 319-1195, Japan
- ²⁹Helsinki Institute of Physics and University of Jyväskylä, P.O. Box 35, FI-40014 Jyväskylä, Finland
- ³⁰KEK, High Energy Accelerator Research Organization, Tsukuba, Ibaraki 305-0801, Japan
- ³¹Korea University, Seoul, 136-701, Korea
- ³²National Research Center “Kurchatov Institute”, Moscow, 123098 Russia
- ³³Kyoto University, Kyoto 606-8502, Japan
- ³⁴Lawrence Livermore National Laboratory, Livermore, California 94550, USA
- ³⁵Los Alamos National Laboratory, Los Alamos, New Mexico 87545, USA
- ³⁶Department of Physics, Lund University, Box 118, SE-221 00 Lund, Sweden
- ³⁷IPNL, CNRS/IN2P3, Univ Lyon, Universit Lyon 1, F-69622 Villeurbanne, France
- ³⁸University of Maryland, College Park, Maryland 20742, USA
- ³⁹Department of Physics, University of Massachusetts, Amherst, Massachusetts 01003-9337, USA
- ⁴⁰Department of Physics, University of Michigan, Ann Arbor, Michigan 48109-1040, USA
- ⁴¹Muhlenberg College, Allentown, Pennsylvania 18104-5586, USA
- ⁴²Nara Women’s University, Kita-uoya Nishi-machi Nara 630-8506, Japan
- ⁴³National Research Nuclear University, MEPhI, Moscow Engineering Physics Institute, Moscow 115409, Russia
- ⁴⁴University of New Mexico, Albuquerque, New Mexico 87131, USA
- ⁴⁵New Mexico State University, Las Cruces, New Mexico 88003, USA
- ⁴⁶Department of Physics and Astronomy, Ohio University, Athens, Ohio 45701, USA
- ⁴⁷Oak Ridge National Laboratory, Oak Ridge, Tennessee 37831, USA
- ⁴⁸IPN-Orsay, Univ. Paris-Sud, CNRS/IN2P3, Université Paris-Saclay, BP1, F-91406 Orsay, France
- ⁴⁹Peking University, Beijing 100871, People’s Republic of China
- ⁵⁰PNPI, Petersburg Nuclear Physics Institute, Gatchina, Leningrad region 188300, Russia
- ⁵¹RIKEN Nishina Center for Accelerator-Based Science, Wako, Saitama 351-0198, Japan
- ⁵²RIKEN BNL Research Center, Brookhaven National Laboratory, Upton, New York 11973-5000, USA
- ⁵³Physics Department, Rikkyo University, 3-34-1 Nishi-Ikebukuro, Toshima, Tokyo 171-8501, Japan
- ⁵⁴Saint Petersburg State Polytechnic University, St. Petersburg 195251, Russia
- ⁵⁵Department of Physics and Astronomy, Seoul National University, Seoul 151-742, Korea
- ⁵⁶Chemistry Department, Stony Brook University, SUNY, Stony Brook, New York 11794-3400, USA
- ⁵⁷Department of Physics and Astronomy, Stony Brook University, SUNY, Stony Brook, New York 11794-3800, USA
- ⁵⁸University of Tennessee, Knoxville, Tennessee 37996, USA
- ⁵⁹Department of Physics, Tokyo Institute of Technology, Oh-okayama, Meguro, Tokyo 152-8551, Japan
- ⁶⁰Center for Integrated Research in Fundamental Science and Engineering, University of Tsukuba, Tsukuba, Ibaraki 305, Japan
- ⁶¹Vanderbilt University, Nashville, Tennessee 37235, USA
- ⁶²Weizmann Institute, Rehovot 76100, Israel
- ⁶³Institute for Particle and Nuclear Physics, Wigner Research Centre for Physics, Hungarian Academy of Sciences (Wigner RCP, RMKI) H-1525 Budapest 114, POBox 49, Budapest, Hungary

⁶⁴Yonsei University, IPAP, Seoul 120-749, Korea

⁶⁵Department of Physics, Faculty of Science, University of Zagreb, Bijenička c. 32 HR-10002 Zagreb, Croatia

 (Received 20 July 2017; published 6 February 2018)

Recently, multiparticle-correlation measurements of relativistic $p/d/{}^3\text{He} + \text{Au}$, $p + \text{Pb}$, and even $p + p$ collisions show surprising collective signatures. Here, we present beam-energy-scan measurements of two-, four-, and six-particle angular correlations in $d + \text{Au}$ collisions at $\sqrt{s_{NN}} = 200, 62.4, 39,$ and 19.6 GeV. We also present measurements of two- and four-particle angular correlations in $p + \text{Au}$ collisions at $\sqrt{s_{NN}} = 200$ GeV. We find the four-particle cumulant to be real valued for $d + \text{Au}$ collisions at all four energies. We also find that the four-particle cumulant in $p + \text{Au}$ has the opposite sign as that in $d + \text{Au}$. Further, we find that the six-particle cumulant agrees with the four-particle cumulant in $d + \text{Au}$ collisions at 200 GeV, indicating that nonflow effects are subdominant. These observations provide strong evidence that the correlations originate from the initial geometric configuration, which is then translated into the momentum distribution for all particles, commonly referred to as collectivity.

DOI: [10.1103/PhysRevLett.120.062302](https://doi.org/10.1103/PhysRevLett.120.062302)

One of the key discoveries at the Relativistic Heavy Ion Collider (RHIC) is the identification of the quark-gluon plasma and its characterization as a near perfect fluid via its collective flow [1–4]. It has previously been assumed that only nucleus-on-nucleus collisions create a system large enough and hot enough to create the quark-gluon plasma. However, five years ago, collective signatures were discovered in $p + \text{Pb}$ collisions at $\sqrt{s_{NN}} = 5.02$ TeV at the large hadron collider (LHC) [5–7]. Since then, similar evidence has been observed in $p/d/{}^3\text{He} + \text{Au}$ collisions at $\sqrt{s_{NN}} = 200$ GeV at RHIC [8–11] and high-multiplicity $p + p$ collisions at $\sqrt{s_{NN}} = 2.76$ – 13 TeV at the LHC [12–14]. Additionally, collective signatures at the LHC have been found not only with two-particle correlations, but with multiparticle correlations as well [15–18]. Multiparticle correlations are not a unique signature of a hydrodynamically flowing medium [19,20], and thus it is imperative that all calculational frameworks make quantitative predictions for these correlations. This Letter presents the measurement of multiparticle correlations in $d + \text{Au}$ collisions as part of a beam energy scan at $\sqrt{s_{NN}} = 200, 62.4, 39,$ and 19.6 GeV, as well as in $p + \text{Au}$ collisions at $\sqrt{s_{NN}} = 200$ GeV.

The azimuthal distribution of particles produced in a collision can be described by a Fourier series with harmonic coefficients v_n , where n is the harmonic number [21]. This analysis uses direct calculations of cumulants [22]. The two-particle correlator is

$$\langle 2 \rangle = \langle \cos(n(\phi_1 - \phi_2)) \rangle = \langle v_n^2 \rangle, \quad (1)$$

where $\phi_{1,2}$ denote the azimuthal angles of two different particles in a single event and the single brackets denote an average over particles in a single event. The four-particle correlator is

$$\langle 4 \rangle = \langle \cos(n(\phi_1 + \phi_2 - \phi_3 - \phi_4)) \rangle = \langle v_n^4 \rangle, \quad (2)$$

where $\phi_{1,2,3,4}$ denote the azimuthal angles of four different particles in a single event. Finally, the six-particle correlator is

$$\langle 6 \rangle = \langle \cos(n(\phi_1 + \phi_2 + \phi_3 - \phi_4 - \phi_5 - \phi_6)) \rangle = \langle v_n^6 \rangle, \quad (3)$$

where $\phi_{1,2,3,4,5,6}$ denote the azimuthal angles of six different particles in a single event. Quite generally, any m -particle correlation will have contributions from lower-order correlations, and m -particle cumulants $c_n\{m\}$ are constructed to remove these. In the case of the two-particle cumulant, the relation is simply

$$c_n\{2\} = \langle\langle 2 \rangle\rangle, \quad (4)$$

where the double bracket indicates first an average over particles in a single event and then an average over events. In the case of the four- and six-particle cumulant, the relations are

$$c_n\{4\} = \langle\langle 4 \rangle\rangle - 2\langle\langle 2 \rangle\rangle^2 \quad \text{and} \quad (5)$$

$$c_n\{6\} = \langle\langle 6 \rangle\rangle - 9\langle\langle 4 \rangle\rangle\langle\langle 2 \rangle\rangle + 12\langle\langle 2 \rangle\rangle^3, \quad (6)$$

where it can be seen by construction that the lower-order correlations are removed. The harmonic coefficients are related to the cumulants by

$$v_n\{2\} = (c_n\{2\})^{1/2}, \quad (7)$$

$$v_n\{4\} = (-c_n\{4\})^{1/4}, \quad \text{and} \quad (8)$$

$$v_n\{6\} = \left(\frac{1}{4}c_n\{6\}\right)^{1/6}. \quad (9)$$

In this Letter we focus on the second harmonic, $n = 2$, which is interpreted as arising from elliptic flow. For a given

event category, there can be event-by-event differences in the strength of the elliptic flow. In this case the observed v_2 is not a single value but rather a distribution. The different cumulants have different sensitivities to the fluctuations of the v_2 distribution. The $v_2\{2\}$ has a positive contribution from the variance of the distribution, whereas $v_2\{4\}$ and $v_2\{6\}$ have negative contributions from the variance. Comparisons of the different cumulants can yield insights into not only the central value of the v_2 but also the nature of its event-by-event fluctuations.

Not all angular correlations are global in nature. The term nonflow is used to describe angular correlations arising from anything not considered global or collective in nature, and typically includes resonance decays, quantum interference correlations, Coulomb interactions, jet correlations, etc. Most of these generate correlations among only a small subset of the total produced particles; thus, four-particle correlations are typically much less sensitive than two-particle correlations to nonflow effects. For that reason, comparison between two-, four-, and six-particle correlations can also yield insights into nonflow effects. Considering the event-by-event v_2 fluctuations (in the Gaussian limit) and nonflow, one has

$$v_2\{2\} = (v_2^2 + \sigma^2 + \delta^2)^{1/2} \quad \text{and} \quad (10)$$

$$v_2\{4\} \approx v_2\{6\} \approx (v_2^2 - \sigma^2)^{1/2}, \quad (11)$$

where σ^2 is the variance of the distribution and δ^2 parametrizes the nonflow [23].

In 2016, the PHENIX experiment [24] at RHIC collected data from $d + \text{Au}$ collisions at four different energies

($\sqrt{s_{NN}} = 200, 62.4, 39,$ and 19.6 GeV). In 2015, data from $p + \text{Au}$ collisions at $\sqrt{s_{NN}} = 200$ GeV were collected. PHENIX triggered on minimum bias and high multiplicity events utilizing a beam beam counter [25] at 200 and 62.4 GeV or a forward silicon detector (FVTX) [26] at 39 and 19.6 GeV. Using information from the beam beam counter and FVTX, we require events to have a collision vertex within $|z| < 10$ cm of the nominal center of the PHENIX coordinate system.

The particle correlations are formed from reconstructed tracks in the FVTX, which has two arms covering $-3 < \eta < -1$ and $+1 < \eta < +3$ in pseudorapidity. The FVTX does not provide momentum information, but simulations have determined that the efficiency is momentum independent for $p_T \gtrsim 0.3$ GeV/ c . We require tracks in the FVTX to have a distance of closest approach to the reconstructed vertex less than 2 cm and to have hits in at least three of the four layers of the FVTX. We evaluate all quantities as a function of the number of reconstructed tracks in the FVTX, $N_{\text{tracks}}^{\text{FVTX}}$. The $\langle\langle 6 \rangle\rangle$, $\langle\langle 4 \rangle\rangle$, and $\langle\langle 2 \rangle\rangle$ are evaluated in events categorized by a single integer value of $N_{\text{tracks}}^{\text{FVTX}}$. Event categories are then combined into wider bins as needed to achieve adequate statistical precision. As an illustrative example, $10 < N_{\text{tracks}}^{\text{FVTX}} < 30$ corresponds to centralities in $d + \text{Au}$ of 1.3%–52%, $4.1 \times 10^{-2}\%$ –33%, $6.5 \times 10^{-4}\%$ –21%, and $3.3 \times 10^{-6}\%$ –10% at 200, 62.4, 39, and 19.6 GeV respectively, and in $p + \text{Au}$ at 200 GeV of 0.22%–29%.

Figures 1(a) and 1(c) show the $\langle\langle 4 \rangle\rangle$ and $2\langle\langle 2 \rangle\rangle^2$ and Figs. 1(b) and 1(d) the cumulant $c_2\{4\}$ for [Figs. 1(a) and 1(b)] $p + \text{Au}$ collisions and [Figs. 1(c) and 1(d)] $d + \text{Au}$ collisions at $\sqrt{s_{NN}} = 200$ GeV. In both cases, only statistical uncertainties are shown. The cumulant in $p + \text{Au}$ is

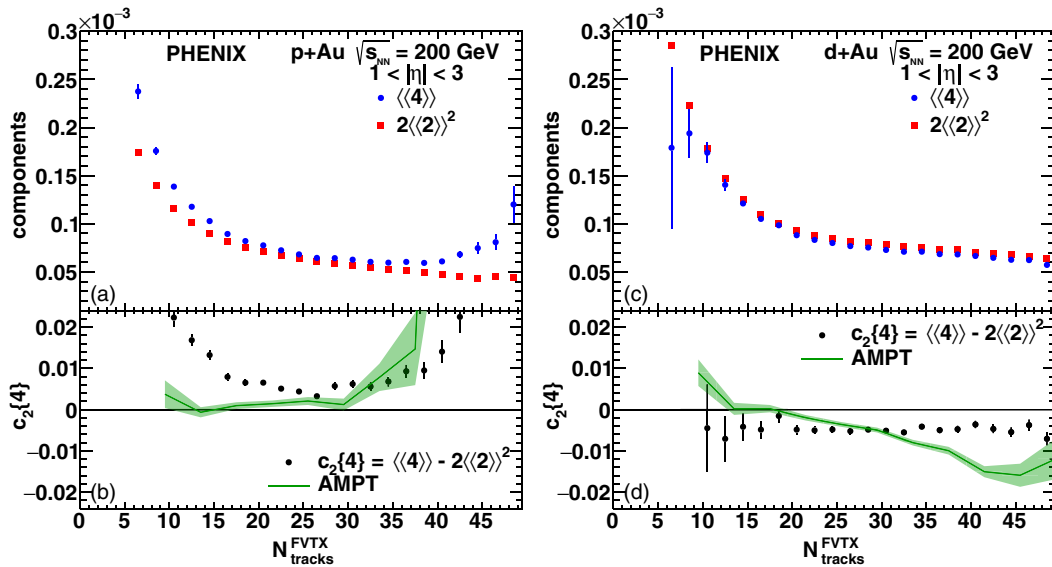


FIG. 1. Components $\langle\langle 4 \rangle\rangle$ and $2\langle\langle 2 \rangle\rangle^2$ and cumulant $c_2\{4\} = \langle\langle 4 \rangle\rangle - 2\langle\langle 2 \rangle\rangle^2$ as a function of $N_{\text{tracks}}^{\text{FVTX}}$. (a) and (b) show the components and cumulant, respectively, in $p + \text{Au}$ collisions at $\sqrt{s_{NN}} = 200$ GeV. (c) and (d) show the components and cumulant, respectively, in $d + \text{Au}$ collisions at $\sqrt{s_{NN}} = 200$ GeV. (b) and (d) also show the cumulant as measured in the AMPT model for $p + \text{Au}$ and $d + \text{Au}$, respectively, indicated by the green line. The shaded green band indicates the statistical uncertainty on the AMPT values.

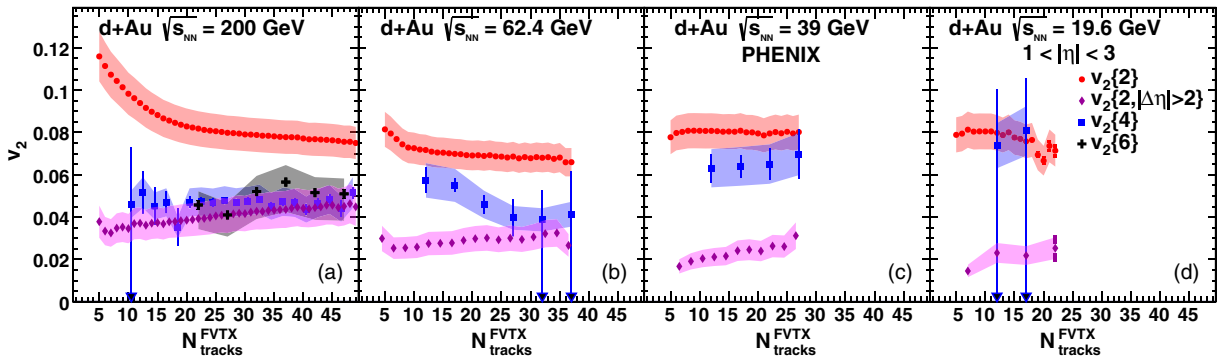


FIG. 2. $v_2\{2\}$, $v_2\{2, |\Delta\eta| > 2\}$, and $v_2\{4\}$ as a function of $N_{\text{tracks}}^{\text{FVTX}}$ in $d + \text{Au}$ collisions with $\sqrt{s_{NN}} =$ (a) 200 GeV, (b) 62.4 GeV, (c) 39 GeV, and (d) 19.6 GeV; also shown in (a) is $v_2\{6\}$ for $\sqrt{s_{NN}} = 200$ GeV. The arrowheads on the statistical uncertainties indicate cases where the standard 1σ uncertainty on the $c_2\{4\}$ crosses zero. For 19.6 GeV, the combined confidence interval for $v_2\{4\}$ to be real is 79%.

positive, indicating that $v_2\{4\}$ is complex. In contrast, in $p + \text{Pb}$ collisions at $\sqrt{s_{NN}} = 5.02$ TeV, the cumulant is negative and the $v_2\{4\}$ is real for sufficiently high multiplicity [15–18]. However, the cumulant in $d + \text{Au}$ collisions at $\sqrt{s_{NN}} = 200$ GeV is negative, indicating that $v_2\{4\}$ is real. For now, we focus on the $d + \text{Au}$ results and we will return to the $p + \text{Au}$ system later.

Figure 2 shows the calculated $v_2\{2\}$ and $v_2\{4\}$ in $d + \text{Au}$ collisions at 200, 62.4, 39, and 19.6 GeV. Systematic uncertainties, shown as colored bands, are point-to-point correlated and are determined as the quadrature sum of the following contributions. We vary the event vertex cut from the 10 cm default to 5 cm as a check on the z dependence of the FVTX acceptance and find a systematic uncertainty of approximately 1% (10%) for two-particle (four-particle) correlations. The distance of closest approach cut is varied from the default 2 cm cut to 1.5 cm, and we find a systematic difference of approximately 1%. The azimuthal acceptance in the FVTX is not uniform due to detector inefficiencies, so corrections need to be applied. We use the Q-vector recentering method [27] as the default and compare to the isotropic terms in Ref. [22]. We assess an uncertainty of 10% of the value of the $v_2\{2\}$ and $v_2\{4\}$ due to this correction, which is the dominant source of systematic uncertainty.

Rather strikingly, we observe real-valued $v_2\{4\}$ in $d + \text{Au}$ at all four collision energies. This is additional evidence in support of collective behavior in small systems [8–11]. The same patterns seen in $p + \text{Pb}$ collisions at the LHC appear to persist in $d + \text{Au}$ at collision energies a factor of 250 lower.

Further, Fig. 2 shows the $v_2\{6\}$ in $d + \text{Au}$ collisions at 200 GeV. The $v_2\{6\}$ is consistent with $v_2\{4\}$ across the full $N_{\text{tracks}}^{\text{FVTX}}$ range. This shows that, at least at 200 GeV, the $v_2\{4\}$ is dominated by flow, rather than nonflow. The statistics at the lower energies are not enough to determine a reliable $v_2\{6\}$.

Figure 3 shows the $v_2\{2\}$ and $v_2\{4\}$ in $d + \text{Au}$ collisions as a function of $\sqrt{s_{NN}}$ when averaged over

$10 < N_{\text{tracks}}^{\text{FVTX}} < 30$. We find that $v_2\{4\} < v_2\{2\}$ at the higher energies, as expected from Eqs. (10) and (11) where both the event-to-event v_2 fluctuations and nonflow contribute positively to $v_2\{2\}$, and the v_2 fluctuations contribute negatively to $v_2\{4\}$ while nonflow should be significantly reduced. However, there is a trend that the difference between the $v_2\{2\}$ and $v_2\{4\}$ decreases with decreasing energy, with $v_2\{2\} \approx v_2\{4\}$ within uncertainties at 19.6 and 39 GeV. If Eqs. (10) and (11) are valid at these low multiplicities, the $v_2\{2\}$ and $v_2\{4\}$ may converge if the flow fluctuations (σ) or the nonflow (δ) decrease at lower $d + \text{Au}$ energies. Monte Carlo Glauber calculations indicate that the event-by-event fluctuations in the initial geometry are quite similar for $d + \text{Au}$ collisions at all four energies. In the case of nonflow, while jet contributions decrease at lower energy, the expectation is that δ increases because one has a nonflow correlation from a fixed particle number N that is diluted by the total number of particles in the event, M , which is smaller for lower energy $d + \text{Au}$

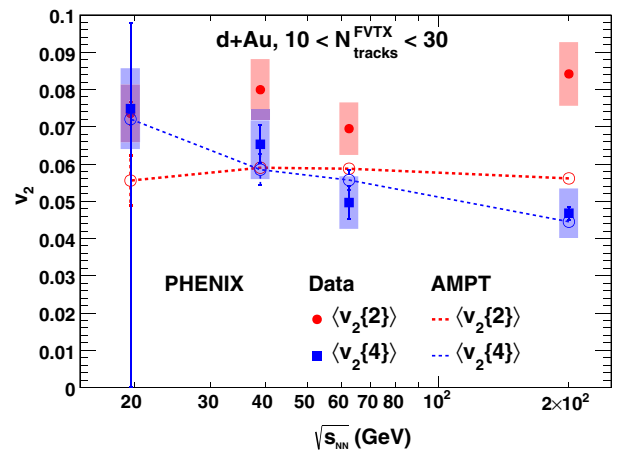


FIG. 3. $v_2\{2\}$ and $v_2\{4\}$ as a function of $\sqrt{s_{NN}}$ in $d + \text{Au}$ collisions. AMPT calculations are shown for comparison. For 19.6 GeV the confidence interval for $v_2\{4\}$ to be real is 79%.

collisions even at a fixed number of FVTX tracks. The measured two- and four-particle correlations appear to be more complex than the assumptions in Eqs. (10) and (11).

To explore these trends in more detail, we utilize the A-Multi-Phase-Transport (AMPT) model that includes parton production via string melting, parton scattering, hadronization via coalescence, and hadronic scattering [28]. The AMPT model has been successful at qualitatively describing many signatures of collectivity in small and large collision systems [29–31], and we utilize the identical parameters and setup as in Ref. [31]. Modeling the FVTX acceptance and efficiency, we find reasonable agreement with the experimental FVTX track distribution and then calculate the $v_2\{2\}$ and $v_2\{4\}$ from the AMPT model as shown in Fig. 3. The AMPT calculations include event-by-event geometry fluctuations via Monte Carlo Glauber calculations [32], flow (defined here as momentum anisotropy relative to the initial geometry), and nonflow. The AMPT model gives a reasonable description of the magnitude and trend of $v_2\{4\}$, while underpredicting the $v_2\{2\}$; this may be due to an underestimation of the nonflow.

Our measurement of $v_2\{2\}$ is particularly susceptible to nonflow contributions because we allow combinations that may be close in pseudorapidity. Analyses of LHC data (e.g., Refs [15–18]) introduce a pseudorapidity gap $|\Delta\eta| > 2$ between all pairs thus reducing contributions from particle decays, intrajet correlations, etc. In our case, because of the FVTX acceptance, such an η gap necessitates requiring one particle per arm. In $d + Au$ collisions, particularly at the lower energies, this means that the kinematics for the $v_2\{2, |\Delta\eta| > 2\}$ and $v_2\{4\}$ are very different and the former will be strongly effected by asymmetries in v_2 between forward and backward rapidity, as well as longitudinal decorrelations [33,34].

Nonetheless, we calculate $v_2\{2, |\Delta\eta| > 2\}$ and show the results in Fig. 2. We find that $v_2\{2, |\Delta\eta| > 2\} < v_2\{2\}$ for all four energies as expected from the reduction in nonflow contributions; however, we also find that $v_2\{2, |\Delta\eta| > 2\} < v_2\{4\}$, which cannot be reconciled within the context of Eqs. (10) and (11) alone. In the AMPT model, the true v_2 at forward (d -going) rapidity v_2^F is significantly lower than v_2 at backward (Au-going) rapidity v_2^B . The $v_2\{2, |\Delta\eta| > 2\} = \sqrt{v_2^B v_2^F}$ whereas the $v_2\{4\}$ is heavily weighted towards v_2^B where there are more tracks in the FVTX. This difference in kinematic sensitivity makes a quantitative comparison with $v_2\{4\}$ challenging, while opening the door to new sensitivity to the longitudinal structure of the correlations.

Let us now return to the results in $p + Au$ collisions, where the $v_2\{4\}$ is complex. Following Eq. (11), if the event-by-event v_2 fluctuations are larger in $p + Au$ compared with $d + Au$ to the extent that $\sigma > v_2$, this would explain the sign change. In the case of ideal hydrodynamic evolution, the flow v_2 is proportional to the initial elliptical

geometric eccentricity ϵ_2 [35]. Thus, we show in Fig. 4 the ϵ_2 distributions from Monte Carlo Glauber calculations [32] for $p + Au$ and $d + Au$ at $\sqrt{s_{NN}} = 200$ GeV. The average ϵ_2 for $d + Au$ is almost twice the value for $p + Au$, and both distributions are highly non-Gaussian. The ϵ_2 distribution in $p + Au$ collisions has large positive skew and the ϵ_2 distribution in $d + Au$ collisions is significantly platykurtic. The exact values of the skewness s and kurtosis k are listed in the figure. We can define cumulants of ϵ_2 exactly as one does for the v_2 in Eqs. (4)–(9). If we do not restrict ourselves to the Gaussian approximation, but instead include all higher moments, we find $\epsilon_2\{4\}$ values of 0.166 (0.508) in $p + Au$ ($d + Au$) collisions when using the exact form compared to 0.232 (0.505) in the Gaussian approximation. The conventional Gaussian approximation significantly overpredicts the exact calculation in $p + Au$, and slightly underpredicts it in $d + Au$. These geometry fluctuation contributions go in the right direction to reducing the magnitude of the $v_2\{4\}$ in $p + Au$ collisions, but not to the extent of flipping the sign of the cumulant and generating a complex $v_2\{4\}$.

It is possible that fluctuations in translating the initial eccentricity into the final state momentum anisotropy lead to additional fluctuations in the v_2 values that could result in $c_2\{4\}$ becoming positive in $p + Au$ collisions. In fact, calculations utilizing the AMPT model, which describe the negative $c_2\{4\}$ and thus real $v_2\{4\}$ in $d + Au$, yield a positive valued $c_2\{4\}$ in $p + Au$ collisions, as shown by the green curves in Fig. 1. It is notable that these AMPT calculations utilize the identical Monte Carlo Glauber initial conditions as shown in Fig. 4, and thus this sign change is definitively from additional fluctuation effects.

In summary, we have presented measurements of v_2 from multiparticle correlations in $p + Au$ collisions at $\sqrt{s_{NN}} = 200$ GeV and in $d + Au$ collisions at

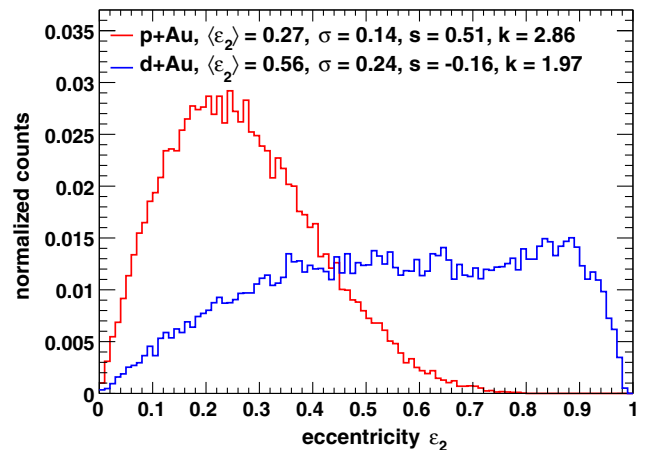


FIG. 4. Eccentricity distributions for $p + Au$ and $d + Au$ at $\sqrt{s_{NN}} = 200$ GeV as determined via Monte Carlo Glauber calculations. The exact values for the mean $\langle\epsilon_2\rangle$, standard deviation σ , skewness s , and kurtosis k are listed in the caption for each distribution.

$\sqrt{s_{NN}} = 200, 62.4, 39,$ and 19.6 GeV. We find real-valued $v_2\{4\}$ in $d + \text{Au}$ collisions at all collision energies, providing evidence for collectivity in $d + \text{Au}$ collisions at all energies. At the highest energy in $d + \text{Au}$ collisions, this evidence is further strengthened by the observation of $v_2\{4\} \approx v_2\{6\}$, indicating that nonflow contributions to $v_2\{4\}$ are subdominant. We find $v_2\{4\}$ is complex in $p + \text{Au}$ at $\sqrt{s_{NN}} = 200$ GeV. The ε_2 distribution in $p + \text{Au}$ collisions is highly non-Gaussian, leading to an $\varepsilon_2\{4\}$ much lower than Gaussian expectations. Additional fluctuations in the translation of ε_2 to v_2 may explain the observation of $v_2\{4\}$ being complex in $p + \text{Au}$ collisions. That collision systems with different initial geometries ($p + \text{Au}$ and $d + \text{Au}$) at fixed collision energy (200 GeV) lead to significantly different cumulants indicates a geometrical and therefore collective origin of the correlations.

We thank the staff of the Collider-Accelerator and physics departments at Brookhaven National Laboratory and the staff of the other PHENIX participating institutions for their vital contributions. We acknowledge support from the Office of Nuclear Physics in the Office of Science of the Department of Energy, the National Science Foundation, the Abilene Christian University Research Council, the Research Foundation of SUNY, and the Dean of the College of Arts and Sciences, Vanderbilt University (U.S.), the Ministry of Education, Culture, Sports, Science, and Technology and the Japan Society for the Promotion of Science (Japan), the Conselho Nacional de Desenvolvimento Científico e Tecnológico and Fundação de Amparo à Pesquisa do Estado de São Paulo (Brazil), the Natural Science Foundation of China (People's Republic of China), the Croatian Science Foundation and the Ministry of Science and Education (Croatia), the Ministry of Education, Youth and Sports (Czech Republic), the Centre National de la Recherche Scientifique, Commissariat à l'Énergie Atomique, and the Institut National de Physique Nucléaire et de Physique des Particules (France), the Bundesministerium für Bildung und Forschung, Deutscher Akademischer Austausch Dienst, and Alexander von Humboldt Stiftung (Germany), the National Science Fund, OTKA, EFOP, and the Ch. Simonyi Fund (Hungary), the Department of Atomic Energy and the Department of Science and Technology (India), the Israel Science Foundation (Israel), the Basic Science Research Program through NRF of the Ministry of Education (Korea), the Physics Department, Lahore University of Management Sciences (Pakistan), the Ministry of Education and Science, the Russian Academy of Sciences, the Federal Agency of Atomic Energy (Russia), the VR and Wallenberg Foundation (Sweden), the U.S. Civilian Research and Development Foundation for the Independent States of the Former Soviet Union, the Hungarian American Enterprise Scholarship Fund, and the US-Israel Binational Science Foundation.

*Deceased.

†Group Spokesperson.

akiba@rcf.rhic.bnl.gov

- [1] K. Adcox *et al.* (PHENIX Collaboration), Formation of dense partonic matter in relativistic nucleus nucleus collisions at the RHIC: Experimental evaluation by the PHENIX collaboration, *Nucl. Phys.* **A757**, 184 (2005).
- [2] J. Adams *et al.* (STAR Collaboration), Experimental and theoretical challenges in the search for the quark gluon plasma: The STAR collaboration's critical assessment of the evidence from RHIC collisions, *Nucl. Phys.* **A757**, 102 (2005).
- [3] B. B. Back *et al.* (PHOBOS Collaboration), The PHOBOS perspective on discoveries at RHIC, *Nucl. Phys.* **A757**, 28 (2005).
- [4] I. Arsene *et al.* (BRAHMS Collaboration), Quark gluon plasma and color glass condensate at RHIC? The perspective from the BRAHMS experiment, *Nucl. Phys.* **A757**, 1 (2005).
- [5] S. Chatrchyan *et al.* (CMS Collaboration), Observation of long-range near-side angular correlations in proton-lead collisions at the LHC, *Phys. Lett. B* **718**, 795 (2013).
- [6] B. Abelev *et al.* (ALICE Collaboration), Long-range angular correlations on the near and away side in p -Pb collisions at $\sqrt{s_{NN}} = 5.02$ TeV, *Phys. Lett. B* **719**, 29 (2013).
- [7] G. Aad *et al.* (ATLAS Collaboration), Observation of Associated Near-Side and Away-Side Long-Range Correlations in $\sqrt{s_{NN}} = 5.02$ TeV Proton-Lead Collisions with the ATLAS Detector, *Phys. Rev. Lett.* **110**, 182302 (2013).
- [8] A. Adare *et al.* (PHENIX Collaboration), Quadrupole Anisotropy in Dihadron Azimuthal Correlations in Central $d + \text{Au}$ Collisions at $\sqrt{s_{NN}} = 200$ GeV, *Phys. Rev. Lett.* **111**, 212301 (2013).
- [9] A. Adare *et al.* (PHENIX Collaboration), Measurement of Long-Range Angular Correlation and Quadrupole Anisotropy of Pions and (Anti)protons in Central $d + \text{Au}$ Collisions at $\sqrt{s_{NN}} = 200$ GeV, *Phys. Rev. Lett.* **114**, 192301 (2015).
- [10] A. Adare *et al.* (PHENIX Collaboration), Measurements of Elliptic and Triangular Flow in High-Multiplicity $^3\text{He} + \text{Au}$ Collisions at $\sqrt{s_{NN}} = 200$ GeV, *Phys. Rev. Lett.* **115**, 142301 (2015).
- [11] C. Aidala *et al.* (PHENIX Collaboration), Measurement of long-range angular correlations and azimuthal anisotropies in high-multiplicity $p + \text{Au}$ collisions at $\sqrt{s_{NN}} = 200$ GeV, *Phys. Rev. C* **95**, 034910 (2017).
- [12] V. Khachatryan *et al.* (CMS Collaboration), Observation of long-range near-side angular correlations in proton-proton collisions at the LHC, *J. High Energy Phys.* **09** (2010) 091.
- [13] G. Aad *et al.* (ATLAS Collaboration), Observation of Long-Range Elliptic Azimuthal Anisotropies in $\sqrt{s} = 13$ and 2.76 TeV pp Collisions with the ATLAS Detector, *Phys. Rev. Lett.* **116**, 172301 (2016).
- [14] V. Khachatryan *et al.* (CMS Collaboration), Evidence for collectivity in pp collisions at the LHC, *Phys. Lett. B* **765**, 193 (2017).
- [15] G. Aad *et al.* (ATLAS Collaboration), Measurement with the ATLAS detector of multi-particle azimuthal correlations

- in $p + \text{Pb}$ collisions at $\sqrt{s_{NN}} = 5.02$ TeV, *Phys. Lett. B* **725**, 60 (2013).
- [16] S. Chatrchyan *et al.* (CMS Collaboration), Multiplicity and transverse momentum dependence of two- and four-particle correlations in $p\text{Pb}$ and PbPb collisions, *Phys. Lett. B* **724**, 213 (2013).
- [17] B. B. Abelev *et al.* (ALICE Collaboration), Multiparticle azimuthal correlations in $p\text{-Pb}$ and Pb-Pb collisions at the CERN Large Hadron Collider, *Phys. Rev. C* **90**, 054901 (2014).
- [18] V. Khachatryan *et al.* (CMS Collaboration), Evidence for Collective Multiparticle Correlations in $p\text{-Pb}$ Collisions, *Phys. Rev. Lett.* **115**, 012301 (2015).
- [19] C. Loizides, Experimental overview on small collision systems at the LHC, *Nucl. Phys.* **A956**, 200 (2016).
- [20] K. Dusling, M. Mace, and R. Venugopalan, Parton model description of multiparticle azimuthal correlations in pA collisions, [arXiv:1706.06260](https://arxiv.org/abs/1706.06260).
- [21] S. A. Voloshin and Y. Zhang, Flow study in relativistic nuclear collisions by Fourier expansion of Azimuthal particle distributions, *Z. Phys. C* **70**, 665 (1996).
- [22] A. Bilandzic, R. Snellings, and S. Voloshin, Flow analysis with cumulants: Direct calculations, *Phys. Rev. C* **83**, 044913 (2011).
- [23] J.-Y. Ollitrault, A. M. Poskanzer, and S. A. Voloshin, Effect of flow fluctuations and nonflow on elliptic flow methods, *Phys. Rev. C* **80**, 014904 (2009).
- [24] K. Adcox *et al.* (PHENIX Collaboration), PHENIX detector overview, *Nucl. Instrum. Methods Phys. Res., Sect. A* **499**, 469 (2003).
- [25] K. Ikematsu *et al.*, A Start- timing detector for the collider experiment PHENIX at RHIC-BNL, *Nucl. Instrum. Methods Phys. Res., Sect. A* **411**, 238 (1998).
- [26] C. Aidala *et al.*, The PHENIX Forward Silicon Vertex Detector, *Nucl. Instrum. Methods Phys. Res., Sect. A* **755**, 44 (2014).
- [27] A. M. Poskanzer and S. A. Voloshin, Methods for analyzing anisotropic flow in relativistic nuclear collisions, *Phys. Rev. C* **58**, 1671 (1998).
- [28] Z.-W. Lin, C. M. Ko, B.-A. Li, B. Zhang, and S. Pal, A Multi-phase transport model for relativistic heavy ion collisions, *Phys. Rev. C* **72**, 064901 (2005).
- [29] A. Bzdak and G.-L. Ma, Elliptic and Triangular Flow in $p + \text{Pb}$ and Peripheral $\text{Pb} + \text{Pb}$ Collisions from Parton Scatterings, *Phys. Rev. Lett.* **113**, 252301 (2014).
- [30] J. D. Orjuela Koop, A. Adare, D. McGlinchey, and J. L. Nagle, Azimuthal anisotropy relative to the participant plane from a multiphase transport model in central $p + \text{Au}$, $d + \text{Au}$, and $^3\text{He} + \text{Au}$ collisions at $\sqrt{s_{NN}} = 200$ GeV, *Phys. Rev. C* **92**, 054903 (2015).
- [31] J. D. Orjuela Koop, R. Belmont, P. Yin, and J. L. Nagle, Exploring the beam energy dependence of flow-like signatures in small system $d + \text{Au}$ collisions, *Phys. Rev. C* **93**, 044910 (2016).
- [32] C. Loizides, J. Nagle, and P. Steinberg, Improved version of the PHOBOS Glauber Monte Carlo, *SoftwareX* **1–2**, 13 (2015).
- [33] H. Petersen, V. Bhattacharya, S. A. Bass, and C. Greiner, Longitudinal correlation of the triangular flow event plane in a hybrid approach with hadron and parton cascade initial conditions, *Phys. Rev. C* **84**, 054908 (2011).
- [34] K. Xiao, F. Liu, and F. Wang, Event-plane decorrelation over pseudorapidity and its effect on azimuthal anisotropy measurements in relativistic heavy-ion collisions, *Phys. Rev. C* **87**, 011901 (2013).
- [35] J.-Y. Ollitrault, Anisotropy as a signature of transverse collective flow, *Phys. Rev. D* **46**, 229 (1992).