

J/ψ elliptic and triangular flow in Pb-Pb collisions at $\sqrt{s_{NN}} = 5.02$ TeV

(ALICE Collaboration) Acharya, S.; ...; Antičić, Tome; ...; Erhardt, Filip; ...; Gotovac, Sven; ...; Jerčić, Marko; ...; ...

Source / Izvornik: **Journal of High Energy Physics, 2020, 2020**

Journal article, Published version

Rad u časopisu, Objavljena verzija rada (izdavačev PDF)

[https://doi.org/10.1007/JHEP10\(2020\)141](https://doi.org/10.1007/JHEP10(2020)141)

Permanent link / Trajna poveznica: <https://urn.nsk.hr/urn:nbn:hr:217:649936>

Rights / Prava: [Attribution 4.0 International](#)/[Imenovanje 4.0 međunarodna](#)

Download date / Datum preuzimanja: **2025-01-28**



Repository / Repozitorij:

[Repository of the Faculty of Science - University of Zagreb](#)



J/ ψ elliptic and triangular flow in Pb-Pb collisions at $\sqrt{s_{NN}} = 5.02$ TeV



ALICE

The ALICE collaboration

E-mail: ALICE-publications@cern.ch

ABSTRACT: The inclusive J/ ψ elliptic (v_2) and triangular (v_3) flow coefficients measured at forward rapidity ($2.5 < y < 4$) and the v_2 measured at midrapidity ($|y| < 0.9$) in Pb-Pb collisions at $\sqrt{s_{NN}} = 5.02$ TeV using the ALICE detector at the LHC are reported. The entire Pb-Pb data sample collected during Run 2 is employed, amounting to an integrated luminosity of $750 \mu\text{b}^{-1}$ at forward rapidity and $93 \mu\text{b}^{-1}$ at midrapidity. The results are obtained using the scalar product method and are reported as a function of transverse momentum p_T and collision centrality. At midrapidity, the J/ ψ v_2 is in agreement with the forward rapidity measurement. The centrality averaged results indicate a positive J/ ψ v_3 with a significance of more than 5σ at forward rapidity in the p_T range $2 < p_T < 5$ GeV/ c . The forward rapidity v_2 , v_3 , and v_3/v_2 results at low and intermediate p_T ($p_T \lesssim 8$ GeV/ c) exhibit a mass hierarchy when compared to pions and D mesons, while converging into a species-independent curve at higher p_T . At low and intermediate p_T , the results could be interpreted in terms of a later thermalization of charm quarks compared to light quarks, while at high p_T , path-length dependent effects seem to dominate. The J/ ψ v_2 measurements are further compared to a microscopic transport model calculation. Using a simplified extension of the quark scaling approach involving both light and charm quark flow components, it is shown that the D-meson v_n measurements can be described based on those for charged pions and J/ ψ flow.

KEYWORDS: Hadron-Hadron scattering (experiments)

ARXIV EPRINT: [2005.14518](https://arxiv.org/abs/2005.14518)

Contents

1	Introduction	1
2	Experimental setup, data samples and event selection	3
3	Data analysis	4
4	Systematic uncertainties	8
5	Results and discussions	10
6	Conclusion	17
	The ALICE collaboration	24

1 Introduction

Ultra-relativistic heavy-ion collisions are the means to create under laboratory conditions the deconfined state of strongly-interacting matter called quark-gluon plasma (QGP). This state behaves like an ideal fluid with a shear viscosity to entropy ratio approaching the conjectured lowest possible value of $\hbar/(4\pi k_B)$ [1–3]. One of the most important observables for studying the properties of the QGP is the azimuthal dependence of particle production, also called anisotropic flow, quantified in terms of a Fourier expansion with respect to the azimuthal angle of the initial state symmetry plane for the n -th harmonic Ψ_n as

$$\frac{dN}{d\varphi} \propto 1 + 2 \sum_{n=1}^{+\infty} v_n \cos [n(\varphi - \Psi_n)], \tag{1.1}$$

where v_n is the n -th order harmonic coefficient and φ is the azimuthal angle of the particles. The initial state spatial anisotropy of the collision overlap region is transformed into a momentum anisotropy of the produced final state particles [4–7]. The medium response to the initial state anisotropy (ε_n), which is transformed into the v_n coefficients, strongly depends on the macroscopic properties of the fireball, like the temperature dependent equation of state and the shear and bulk viscosity.

The dominant source of anisotropy is the ellipsoidal shape of the overlap region in non-central collisions that have a non-zero finite impact parameter (transverse distance separating the centers of the two nuclei), which gives rise to a large second order harmonic coefficient, v_2 , also known as elliptic flow. Fluctuations in the initial energy-density profile within the overlap region are thought to be the origin of the triangular flow, v_3 [8–10]. Higher order harmonics are strongly damped, do not depend linearly on the initial

anisotropy, and have significant contributions from the interplay of lower order harmonics [11–15]. The ALICE Collaboration published extensive studies of anisotropic flow measurements for identified light and strange particles [16, 17]. Flow coefficients for all particles show, in the low p_T range, an increasing trend with p_T mainly attributed to the radial hydrodynamic expansion of the QGP, reach a maximum in the p_T range 3–5 GeV/ c depending on the particle mass and species, and finally drop towards higher p_T . The behavior in the high p_T region is commonly attributed to path-length dependent effects like energy loss [18–20]. At both RHIC and LHC energies, an approximate scaling of the flow coefficients with the number of valence quarks is observed for light and strange particles [16, 17, 21–23]. In the low to moderate p_T range (approximately $3 < p_T < 8$ GeV/ c), this scaling is hypothesized to be the consequence of the hadronization process via quark coalescence and of a common underlying partonic flow during the hydrodynamic stage of the collision [24–28].

The production of charmonia, and especially of J/ψ , is one of the first proposed probes of the QGP properties, in particular the deconfinement [29]. Since charm quarks are produced during the early hard partonic collisions, they experience the entire evolution of the fireball. At the same time, their initial production cross section can be calculated in perturbative quantum chromodynamics (QCD). The suppression of the production of bound charmonium states by the free color charges of the dense deconfined medium is sensitive to both the medium bulk characteristics [30, 31] and to the microscopic ones, like the charm-quark diffusion coefficient [32, 33]. Measurements of the J/ψ nuclear modification factor R_{AA} at RHIC in Au-Au collisions at $\sqrt{s_{NN}} = 200$ GeV [34] indicated a strong nuclear suppression especially for the most central collisions. At the LHC, in Pb-Pb collisions at $\sqrt{s_{NN}} = 2.76$ and 5.02 TeV, the ALICE Collaboration reported a much larger R_{AA} compared to the one observed at RHIC [35–37], despite the higher energy density present in the system. This effect is concentrated in the low- p_T region, which is consistent with charmonium regeneration by recombination of charm quarks, either at the QGP phase boundary via statistical hadronization [38] or continuously throughout the fireball evolution [39–41].

Within the statistical hadronization scenario, charm quarks thermalize in the QGP and all of the charmed bound hadrons are created at the phase boundary assuming chemical equilibration [38, 42], except a small fraction created in the fireball corona that escape the medium. In transport model approaches, where charm quarks reach only a partial thermalization, roughly 50% of the produced J/ψ originate from the recombination process, while the rest comes from primordial production [39–41]. In both phenomenological approaches, it is expected that charm quarks will inherit some of the medium radial and anisotropic flow. Indeed, a significant D-meson [43–45] and J/ψ elliptic flow [46–49] was already observed at the LHC, indicating a hierarchy between the flow of charged particles, D and J/ψ mesons, with the J/ψ flow being the smallest. A positive J/ψ v_2 observed also at high p_T , typically underestimated by transport model calculations, might suggest the presence of important path length dependent effects like energy loss and the survival probability in the medium [50, 51]. In addition to v_2 , the ALICE Collaboration also published in ref. [48] an evidence of a positive J/ψ v_3 with a statistical significance of 3.7σ .

In this paper, the measurements of inclusive J/ψ v_2 and v_3 at forward rapidity ($2.5 < y < 4$) and v_2 at midrapidity ($|y| < 0.9$) in Pb-Pb collisions at $\sqrt{s_{NN}} = 5.02$ TeV

are discussed. Inclusive J/ψ mesons include both a prompt component from direct J/ψ production and decays of excited charmonium states and a non-prompt component from weak decays of beauty hadrons. The results are presented as a function of p_T in several collision centrality classes, expressed in percentages of the total hadronic cross section, and are compared with calculations from a microscopic transport model. The analyzed data include the full LHC Run 2 Pb-Pb data set, which improves the statistical precision with respect to the previous results by approximately a factor of two at forward rapidity [48], and a factor of nine (four) in central (semi-central) collisions at midrapidity [47] allowing the experimental evidence of a statistically significant non-zero J/ψ v_2 at midrapidity.

2 Experimental setup, data samples and event selection

A detailed description of the ALICE apparatus and its performance can be found in refs. [52, 53]. At forward rapidity, J/ψ are reconstructed in the $\mu^+\mu^-$ decay channel with the muon spectrometer which covers the pseudorapidity range $-4 < \eta < -2.5$.¹ The spectrometer includes five tracking stations, each composed of two planes of cathode pad chambers. The third station is placed inside a dipole magnet with a 3 Tm field integral. Two trigger stations, containing two planes of resistive plate chambers each, provide single and dimuon triggers with a programmable single-muon p_T threshold. A front absorber, made of carbon, concrete, and steel, is placed in between the primary interaction point (IP) and the first tracking station to remove primary hadrons from the collision. A second absorber, made of iron, is placed in front of the trigger chambers to further reject secondary hadrons escaping the front absorber and low- p_T muons, mainly from pion and kaon decays. An additional conical absorber surrounds the beam pipe to protect the muon spectrometer against secondary particles produced by the interaction of large- η particles with the beam pipe.

At midrapidity, J/ψ mesons are reconstructed in the e^+e^- decay channel using the Inner Tracking System (ITS) [54] and the Time Projection Chamber (TPC) [55] in the rapidity range $|y| < 0.9$. The ITS is a cylindrical-shaped detector, consisting of 6 layers of silicon detectors used for precision tracking, reconstruction of the primary vertex of the event and event selection. The innermost two layers consists of pixels (SPD), the middle two are drift (SDD), while the two outermost layers are equipped with strip detectors (SSD). The tracklets, track segments reconstructed as pairs of hits in the SPD layers pointing to the primary vertex, are used for the determination of the event flow vector. The TPC is the main detector used for tracking and particle identification and consists of a cylindrical-shaped gas-filled active volume placed around the ITS. Radially, it extends between an inner radius of 0.85 m and an outer radius of 2.5 m, with a total length of 5 m along the beam axis. Particle identification in the TPC is performed via the measurement of the specific energy loss, dE/dx .

Besides the muon spectrometer and the central barrel detectors, a set of detectors for global event characterization are also used. Two arrays of 32 scintillator counters each, covering $2.8 < \eta < 5.1$ (V0A) and $-3.7 < \eta < -1.7$ (V0C) [56], are used for triggering,

¹In the ALICE reference frame, the muon spectrometer covers a negative η range and consequently a negative y range. We have chosen to present our results with a positive y notation, due to the symmetry of the collision system.

beam induced background rejection, and for the determination of the collision centrality. The 32 channels are arranged in four concentric rings with full azimuthal coverage allowing for the calculation of the event flow vector. The centrality of the events, expressed in fractions of the total inelastic hadronic cross section, is determined via a Glauber fit to the V0 amplitude as described in refs. [57, 58]. In addition, two neutron Zero Degree Calorimeters [59], installed at ± 112.5 m from the nominal IP along the beam axis, are used to remove beam induced background events and electromagnetic interactions.

The analyzed data samples were collected by ALICE during the 2015 and 2018 LHC Pb-Pb runs at $\sqrt{s_{NN}} = 5.02$ TeV using different trigger strategies for the forward muon spectrometer and the midrapidity detectors.

At forward rapidity, data were collected requiring the coincidence of the minimum bias (MB) and unlike-sign dimuon triggers. The former is defined by the coincidence of signals in the V0A and V0C arrays while the latter requires at least a pair of opposite-sign track segments in the muon trigger stations. The programmable threshold of the muon trigger algorithm was set so that the trigger efficiency for muon tracks with $p_T = 1$ GeV/ c is 50% and reaches a plateau value of about 98% at $p_T \approx 2.5$ GeV/ c . In order to study the background, additional samples of single muon and like-sign dimuon events were also collected by requiring, in addition to the MB condition and the low- p_T threshold, at least one or a pair of same-sign track segments in the trigger system, respectively.

At midrapidity, data were collected using the MB trigger during the 2015 data taking period, and the MB, central, and semi-central triggers in the 2018 period. The central and semi-central triggers require the MB trigger to be fired but, in addition, a condition on the total signal amplitude in the V0 detectors, corresponding to collision centralities of 0–10% and 30–50%, respectively, was applied.

Both forward and midrapidity analyses require to have a primary vertex position within ± 10 cm from the nominal IP along the beam axis. Events containing more than one collision (pile-up) are removed by exploiting the correlations between the number of clusters in the SPD, the number of reconstructed SPD tracklets, and the total signal in the V0A and V0C detectors. At midrapidity, events with pile-up occurring during the drift time of the TPC are rejected in the offline analysis based on the correlation between the number of SDD and SSD clusters and the total number of clusters in the TPC. The beam-induced background is filtered out offline by applying a selection based on the V0 and the ZDC timing information [60].

The integrated luminosity of the analyzed data samples is about $750 \mu\text{b}^{-1}$ for the dimuon analysis. For the measurements at midrapidity, the total luminosity recorded depends on the centrality range due to the centrality triggers, and amounts to $93 \mu\text{b}^{-1}$, $41 \mu\text{b}^{-1}$, and $20 \mu\text{b}^{-1}$ for the central, semi-central, and MB triggers, respectively.

3 Data analysis

The v_n coefficients are obtained using the scalar product (SP) method [2, 61]. This is a two-particle correlation technique based on the scalar product between the unit flow vector for a given harmonic n , $\mathbf{u}_n = e^{in\varphi}$, of the particle of interest (here a dilepton) and the

Dilepton analysis	Three sub-event technique, detectors used			Corresponding gap between
$J/\psi \rightarrow l^+l^-$	A	B	C	\mathbf{u}_n and \mathbf{Q}_n^A
$\mu^+\mu^-$ $2.5 < y^{\mu\mu} < 4$	SPD	V0A	V0C	$ \Delta\eta > 1.1$
e^+e^- $ y^{ee} < 0.9$	V0C	TPC	V0A	$ \Delta\eta > 0.8$

Table 1. Summary of the details concerning the dimuon and dielectron analyses, corresponding to the forward and midrapidity region, respectively. The detectors cited in this table are described in section 2, and the details concerning the three sub-event technique is presented in section 3.

complex conjugate of the event flow vector in a subdetector A, \mathbf{Q}_n^{A*} . The flow coefficients are thus defined as

$$v_n\{\text{SP}\} = \left\langle \mathbf{u}_n \mathbf{Q}_n^{A*} \middle/ \sqrt{\frac{\langle \mathbf{Q}_n^A \mathbf{Q}_n^{B*} \rangle \langle \mathbf{Q}_n^A \mathbf{Q}_n^{C*} \rangle}{\langle \mathbf{Q}_n^B \mathbf{Q}_n^{C*} \rangle}} \right\rangle_{\ell\ell}, \quad (3.1)$$

where \mathbf{Q}_n^B and \mathbf{Q}_n^C are the n -th harmonic event flow vectors measured in two additional subdetectors, B and C, respectively, which are used to correct the event flow vector via the three sub-event technique [62]. The star (*) represents the complex conjugate and the bracket $\langle \dots \rangle_{\ell\ell}$ indicates the average over dileptons from all events in a given p_T range, dilepton invariant mass ($m_{\ell\ell}$), and centrality interval. The brackets $\langle \dots \rangle$ in the denominator denote the average over all events in a narrow centrality interval containing the event under consideration. The V0A and V0C detectors are used in the analysis at both rapidities, while the analysis at forward rapidity uses the SPD as the third subdetector, and the analysis at midrapidity uses the TPC. As detector A, the SPD is chosen for the forward analysis and the V0C for the midrapidity one. The V0A and V0C event flow vectors are calculated using the energy deposition measured in the individual channels. For the SPD and TPC event flow vectors, the reconstructed tracklets and the tracks are used, respectively.

The effects of non-uniform acceptance of the detectors used for the flow vector determination are corrected through the procedure described in ref. [63]. As was discussed in section 2, the three detectors used for the event flow determination cover distinct pseudorapidity ranges, allowing for pseudorapidity gaps $\Delta\eta$ between the sub-events used for flow vector determination and dilepton reconstruction. The pseudorapidity gap between \mathbf{u}_n and \mathbf{Q}_n^A , corresponding to $|\Delta\eta| > 1.1$ and $|\Delta\eta| > 0.8$ for the dimuon and dielectron analysis, respectively, suppresses the short-range correlations originating from resonance decays or jets (non-flow effects), not related to the global azimuthal anisotropy.

In the dimuon analysis, J/ψ candidates are formed by combining pairs of opposite-sign tracks reconstructed in the geometrical acceptance of the muon spectrometer using the tracking algorithm described in ref. [64]. The same single-muon and dimuon selection criteria used in previous analyses [48, 65] are applied. Namely, each muon track candidate should have $-4 < \eta_\mu < -2.5$, a radial transverse position at the end of the front absorber in the range $17.6 < R_{\text{abs}} < 89.5$ cm, and must match a track segment in the muon trigger chambers above the 1 GeV/c p_T threshold. The rapidity of the muon pair should be within the acceptance of the muon spectrometer ($2.5 < y < 4.0$).

At midrapidity, J/ψ mesons are reconstructed in the dielectron decay channel. Electron candidates are required to be good quality tracks matched in both the ITS and the TPC, and to have a $p_T > 1$ GeV/ c and $|\eta| < 0.9$. Tracks are selected to have at least 70 space points in the TPC, out of a maximum of 159, and a $\chi^2/N_{\text{dof}} < 2$ for the track fit quality. At least one hit in either of the two SPD layers is required to reject secondary electrons from photons converted in the detector material and to improve the tracking resolution. Secondary electrons are further rejected by requiring the distance-of-closest-approach (DCA) to the collision vertex to be smaller than 1 cm and 3 cm in the transverse and longitudinal directions, respectively. Electrons are identified via their specific energy loss in the TPC gas, dE/dx , by selecting a band of $\pm 3\sigma$ around the expectation value, with σ being the dE/dx measurement resolution. To reduce further the hadronic contamination, candidate tracks compatible within $\pm 3.5\sigma$ with the pion or proton hypothesis are rejected.

The flow coefficients are extracted from sequential fits to the dilepton invariant mass distribution, $m_{\ell\ell}$, and the v_n as a function of $m_{\ell\ell}$, which include the superposition of a J/ψ signal and a background contribution, using the function

$$v_n(m_{\ell\ell}) = \alpha(m_{\ell\ell}) v_n^{J/\psi} + [1 - \alpha(m_{\ell\ell})] v_n^{\text{bkg}}(m_{\ell\ell}). \quad (3.2)$$

Here, $v_n^{J/\psi}$ denotes the J/ψ v_2 or v_3 and $\alpha(m_{\ell\ell})$ is the signal fraction defined as $S/(S + B)$. The latter is extracted from fits to the dilepton invariant mass distribution as described below. The $v_n^{\text{bkg}}(m_{\ell\ell})$ corresponds to the dilepton background v_2 or v_3 . In the dimuon analysis, the J/ψ signal is parameterized using an extended Crystal Ball (CB2) function and the background with a Variable Width Gaussian (VWG) function [66]. In the fit, the J/ψ peak position and width are left free, while the CB2 tail parameters are fixed to the values reported in ref. [67]. The signal of the $\psi(2S)$ is not included in the fit of the v_n coefficients due to its marginal significance. At midrapidity, the signal fraction is obtained from the dielectron invariant mass distribution in two steps. First, the combinatorial background is estimated using an event mixing technique, where pairs are built from different events with similar collision centrality, flow-vector orientation, and longitudinal position of the event vertex, and then subtracted from the same-event dielectron invariant mass distribution. The combinatorial background normalization is obtained from the ratio of the number of same-event to mixed-event like-sign pairs. Second, the remaining distribution is fitted using a component for the signal and one for the residual background. For the J/ψ signal shape, the dielectron invariant mass distribution obtained from Monte Carlo simulations is used. The residual background, originating mainly from semileptonic decays of $c\bar{c}$ and $b\bar{b}$ pairs (correlated background) and imperfect matching between the same-event and mixed-event distributions, is parameterized using either a third order polynomial function at low p_T or an exponential function at high p_T .

The v_n extraction method employed in this work is described in detail in ref. [48], where the $v_n^{\text{bkg}}(m_{\ell\ell})$ distribution is obtained using an event mixing technique. There, it was first demonstrated that the flow coefficients of the background can be obtained from

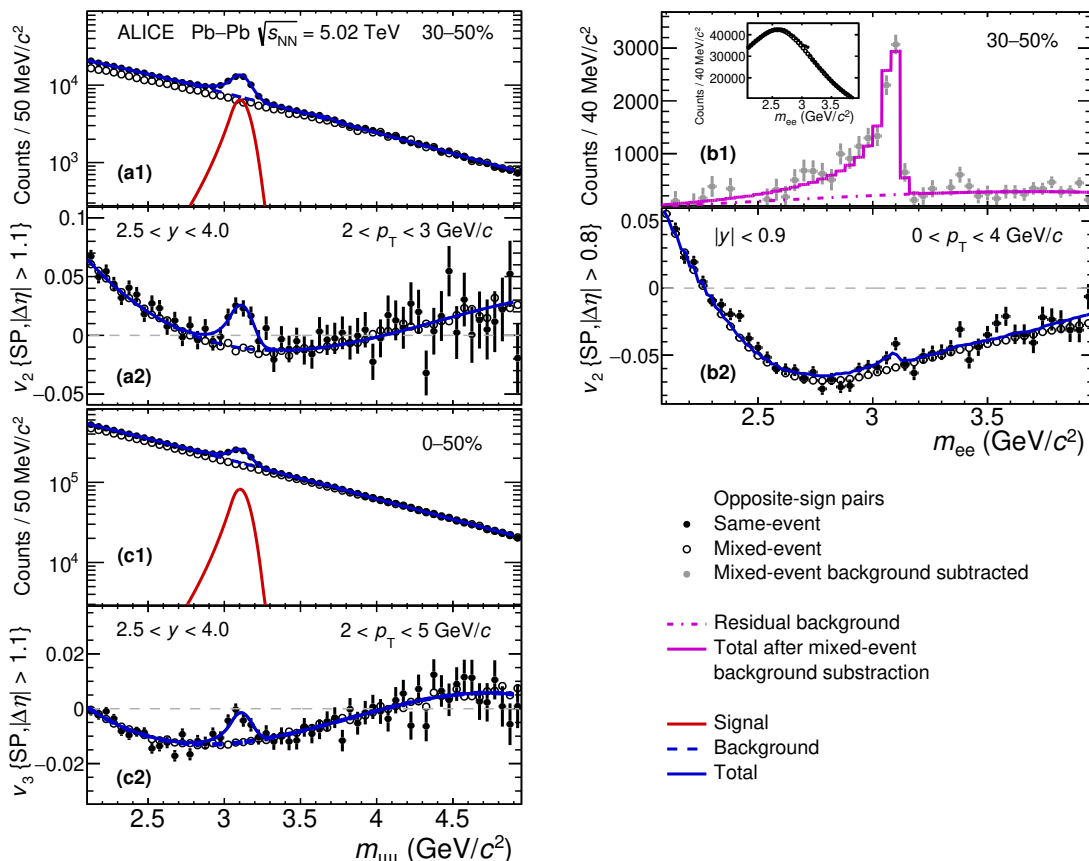


Figure 1. (Color online) Invariant mass distribution (top panels **a1**, **b1**) and $v_2(m_{\ell\ell})$ (bottom panels **a2**, **b2**) for dimuons in the ranges $2 < p_T < 3$ GeV/c (top left) and for dielectrons in $0 < p_T < 4$ GeV/c (top right), for the 30–50% centrality interval. Fit functions of the invariant mass distributions and $v_2(m_{\mu\mu})$, as discussed in section 3, are also shown. Bottom panel, invariant mass (**c1**) and $v_3(m_{\mu\mu})$ (**c2**) distributions for dimuons in the p_T range $2 < p_T < 5$ GeV/c for the 0–50% centrality interval. The $v_n(m_{\mu\mu})$ and $v_2(m_{ee})$ distributions are plotted with the background flow obtained from the event-mixing procedure and the fit function, as discussed in the text. Only statistical uncertainties are shown.

the flow coefficients of the single leptons used to form the background dileptons as

$$v_n^{\text{bkg}}(m_{\ell\ell}) = \frac{\langle v_n^{(1)} \cos[n(\varphi^{(1)} - \varphi)] + v_n^{(2)} \cos[n(\varphi^{(2)} - \varphi)] \rangle_{m_{\ell\ell}}}{\langle 1 + 2 \sum_{m=1}^{\infty} v_m^{(1)} v_m^{(2)} \cos[m(\varphi^{(1)} - \varphi^{(2)})] \rangle_{m_{\ell\ell}}}, \quad (3.3)$$

where $v_n^{(1)}$ ($\varphi^{(1)}$) and $v_n^{(2)}$ ($\varphi^{(2)}$) are the flow coefficients (azimuthal angles) of the two leptons, respectively, and φ is the dilepton azimuthal angle. The brackets $\langle \dots \rangle_{m_{\ell\ell}}$ denote an average over all dileptons belonging to the given $m_{\ell\ell}$ interval. Here, it is worth to note that the denominator in eq. (3.3) represents the modification of the dilepton yields induced by the flow of single leptons. Then, when background dileptons are built using the event

mixing technique, the numerator in eq. (3.3) is given by

$$\left\langle \frac{\langle \mathbf{u}_n^{(1)} \mathbf{Q}_n^{(1),A*} \rangle}{R_n^{(1)}} \cos[n(\varphi^{(1)} - \varphi)] + \frac{\langle \mathbf{u}_n^{(2)} \mathbf{Q}_n^{(2),A*} \rangle}{R_n^{(2)}} \cos[n(\varphi^{(2)} - \varphi)] \right\rangle_{m_{\ell\ell}}. \quad (3.4)$$

Here, $\mathbf{u}_n^{(1)}$ and $\mathbf{u}_n^{(2)}$ are the unit vector of the two leptons, $\mathbf{Q}_n^{(1),A}$ and $\mathbf{Q}_n^{(2),A}$ are the event flow vectors, reconstructed in detector A, of the events containing the two leptons, and $R_n^{(1)}$ and $R_n^{(2)}$ their respective event flow factors (corresponding to the denominator of eq. (3.1)). Since the event flow vectors of the mixed events are not correlated, the mixed-event dilepton yield is not modified by the flow of the single leptons.

Examples of fits to the invariant mass distribution (top panels corresponding to a1, b1, c1) and to $v_n(m_{\ell\ell})$ (bottom panels related to a2 for $v_2(m_{\mu\mu})$, b2 for $v_2(m_{ee})$, and c2 for $v_3(m_{\mu\mu})$) are shown in figure 1 for the dimuon and dielectron analyses. The background, which is mostly combinatorial, especially in central events, is well reproduced with the event mixing technique. In the absence of correlated background, the background flow v_n^{bkg} is directly given by the mixed-event flow. At forward rapidity, the effect of the unknown flow contribution of the correlated background and residual mismatches between the same-event and mixed-event background flow, is considered as a systematic uncertainty and is discussed in section 4. In the default approach, the flow of the correlated background is assumed to be negligible, and thus the denominator of eq. (3.3) is given by the ratio $N_{+-}^{\text{bkg}}/N_{+-}^{\text{mix}}$ between the number of background unlike-sign dileptons N_{+-}^{bkg} and the number of unlike-sign dileptons from mixed events N_{+-}^{mix} , which is obtained after a proper normalization involving like-sign dileptons as described in ref. [48]. At midrapidity, due to the smaller signal-to-background ratio, the difference between mixed and same event background flow is taken into account by considering in the fit function an additional term which accounts for the flow of the correlated background and imperfections of the mixed event procedure. This term is parameterized using a second order polynomial and acts as a correction to the background flow obtained from the mixed event procedure.

4 Systematic uncertainties

The systematic uncertainties related to the v_n extraction procedure, the track and event selection criteria, residual detector effects, and non-flow contributions are evaluated as described below and summarized in table 2. A quadratic sum of the systematic uncertainties from the independent sources is used as final systematic uncertainty on the measurements.

In the dimuon analysis, the signal fraction $\alpha(m_{\mu\mu})$ is estimated by fitting the invariant mass distribution with standard signal and background functions. The systematic uncertainty on the determination of $\alpha(m_{\mu\mu})$ is estimated by varying the signal and background functions, as well as the mass fit range. For the signal, in addition to a CB2, a pseudo-Gaussian with a mass-dependent width [66] is also used. The tail parameters were fixed to the values obtained in Monte Carlo simulations or in other analyses with better signal significance [37, 67]. For the background, the VWG function was changed to a fourth order Chebyshev polynomial. The invariant mass fit range is varied from the standard

Sources	$\mu^+\mu^-$				e^+e^-
	$v_2(p_T)$	$v_3(p_T)$	$v_2(\text{Centrality})$	$v_3(\text{Centrality})$	$v_2(p_T)$
Extraction method	0–0.003	0–0.002	0.001–0.004	0.001–0.006	negl
Centrality- R_n determination	1%	3%	2%	3%	negl
Non-flow estimation	<1%	negl	<1%	negl	
Reconstruction efficiency	0.001–0.002	0–0.001	0–0.002	0–0.001	negl
Correlated background shape	0–0.009	0–0.015	0–0.010	0–0.011	
TPC electron identification selection					0.010 to 0.023

Table 2. Summary of absolute and relative (in % of v_n) systematic uncertainties of the J/ψ v_2 and v_3 coefficients, for the dimuon and dielectron analyses. The uncertainties vary within the indicated ranges depending on the p_T bin, or centrality interval.

2 – 4 GeV/ c^2 to 2.6 – 4.6 GeV/ c^2 in steps of 200 MeV/ c^2 . The corresponding systematic uncertainty for each p_T bin, evaluated as the RMS of the results of the various tests, does not exceed 0.003 for v_2 and 0.002 for v_3 . In the dielectron analysis, the fit ranges of the residual background fit are varied. No significant changes of the extracted elliptic flow are observed and no uncertainty due to the J/ψ signal extraction is assigned.

The non-uniformity in the detector acceptance could lead to a residual effect in the calibration of the event flow vector \mathbf{Q}_n . The cross-term products of the event flow vector, $\langle Q_{x,A} \times Q_{y,B} \rangle$, are evaluated to verify that values are negligible compared to the linear products. In addition, possible impacts on the v_n are checked by calculating the cross-term products between the components of the \mathbf{Q}_n vector and the unitary vector \mathbf{u}_n of the J/ψ candidates. No clear p_T or centrality dependence is found for this contribution, and the corresponding systematic uncertainty is estimated to be less than 1%. Additional uncertainties related to the calculation of the reference flow vector are evaluated as the difference between the event flow factor R_n obtained using MB events or dimuon-triggered events. For the dimuon analysis it amounts to 1% for R_2 and up to 3% for R_3 .

The variation of the J/ψ reconstruction efficiency with the local occupancy of the detector could bias the measured v_n . At forward rapidity, this effect is evaluated using azimuthally isotropic simulated $J/\psi \rightarrow \mu^+\mu^-$ decays embedded into real Pb-Pb events. A maximum effect of 0.002 for v_2 and 0.001 for v_3 is observed in non-central collisions with no clear p_T dependence. At midrapidity, the strongest dependence of reconstruction performance on the local detector occupancy is caused by the TPC particle identification (PID). A data driven study, using a clean electron sample from photon conversions, shows that the largest variation of the TPC electron PID response between the region along the event flow vector and the region orthogonal to it is approximately 2% of the dE/dx resolution. This leads to a decrease of the observed v_2 by less than 1% and is thus neglected.

The presence of a correlated background and its unknown flow contribution can affect the v_n extraction. The contribution of the correlated background to the flow of the background can be introduced in eq. (3.3) by replacing the denominator $N_{+-}^{\text{bkg}}/N_{+-}^{\text{mix}}$ by

$N_{+-}^{\text{bkg}}/(N_{+-}^{\text{mix}} + \beta(N_{+-}^{\text{bkg}} - N_{+-}^{\text{mix}}))$, where β represents the relative strength of the correlated background flow with respect to the combinatorial background flow. The systematic uncertainty is defined as the difference between the default fit, equivalent to $\beta = 0$, and the modified fit with β left as a free parameter. This uncertainty is, as expected, negligible for central collisions and low p_T but becomes significant for peripheral collisions and high- p_T . The estimated systematic uncertainty for the v_2 and v_3 extraction reaches a maximum of about 0.01 for peripheral collisions and at high- p_T .

In the dielectron analysis, the signal-to-background ratio can vary significantly depending on the TPC electron identification selection and centrality, which may impact the J/ψ v_2 fits. Thus, the v_2 was extracted for a set of nine electron PID cuts where both the electron selection and the hadron rejection were varied such that the J/ψ efficiency is changed by approximately 50%. The RMS of the v_2 obtained from all of these selections is assigned as a systematic uncertainty, which ranges between 0.010 and 0.023 depending on the centrality and p_T interval, while the average value is taken as central value. In addition, the fit range of the $v_2(m_{ee})$ is varied by either making it narrower or wider, but no significant systematic effects are observed.

5 Results and discussions

The J/ψ elliptic flow coefficient measured by ALICE in Pb-Pb collisions at $\sqrt{s_{\text{NN}}} = 5.02$ TeV at forward and central rapidity is shown in figure 2 as a function of p_T , for the centrality intervals 0–10%, 10–30%, 30–50% and 0–50%. Systematic uncertainties, obtained as described in the previous section, are shown as boxes around the data points, while the statistical uncertainties are shown as error bars. Here, and in all figures as a function of p_T , the J/ψ data points are located at the average p_T of the reconstructed J/ψ . These results are compared with the midrapidity v_2 measurements for charged pions by ALICE [17] and prompt D mesons by ALICE [68] and CMS [43]. At forward rapidity and for all centrality intervals, the J/ψ v_2 values increase with p_T , possibly reaching a maximum at intermediate values of p_T , and decreasing or saturating towards high p_T . Also, the J/ψ v_2 values increase when decreasing centrality from the 0–10% to 10–30%, then to 30–50%. This behavior is qualitatively similar to the one for light hadrons and D mesons. The J/ψ v_2 measurement at midrapidity is statistically compatible to the one at forward rapidity in both centrality intervals within uncertainties. Considering all the midrapidity data points as statistically independent measurements, it was found that the J/ψ v_2 is larger than zero with a significance of approximately 2.5 standard deviations in both centrality intervals. It is worth to remark that the ALICE apparatus is undergoing an ambitious upgrade programme in preparation of Runs 3 and 4 of the LHC that will enable the separation of the prompt and non-prompt J/ψ contributions to the measured flow coefficients, thus providing valuable information on both the charmonium and open beauty hadron production dynamics.

As also noted previously [48], a clear mass hierarchy of the v_2 values is seen in the low- p_T region ($p_T < 6$ GeV/ c) for the light hadrons and D mesons measured at midrapidity and inclusive J/ψ , with the J/ψ exhibiting the lowest elliptic flow. Here, it is important to

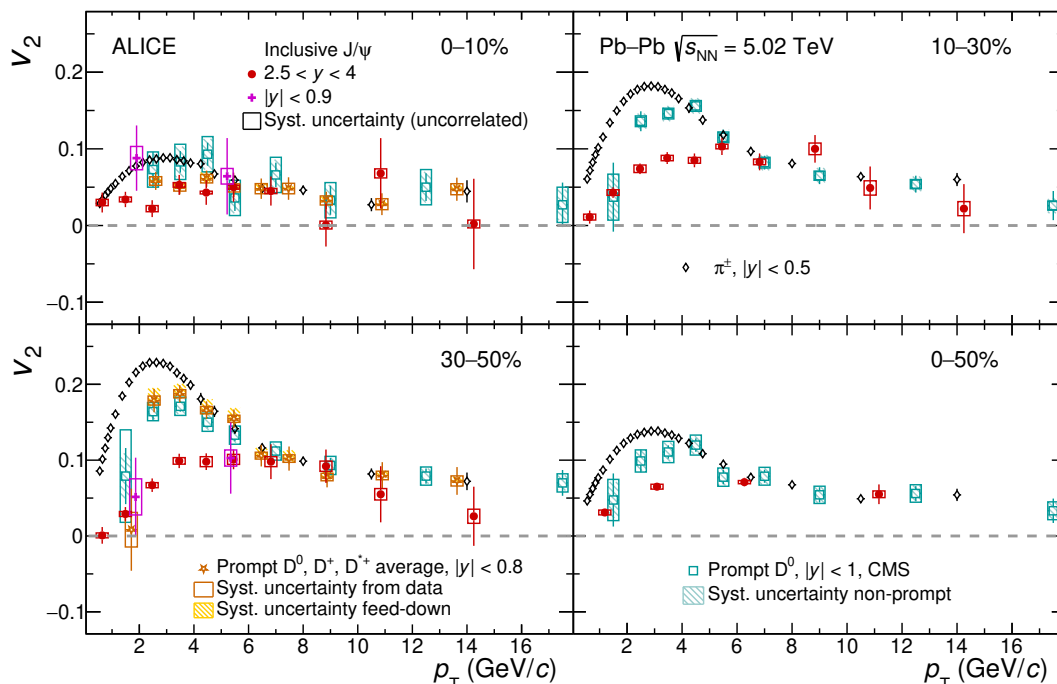


Figure 2. (Color online) Inclusive J/ψ v_2 as function of p_T in different centrality intervals (0–10%, 10–30%, 30–50% and 0–50%) in Pb-Pb collisions at $\sqrt{s_{NN}} = 5.02$ TeV. Both midrapidity and forward rapidity J/ψ v_2 measurements are shown. The results are compared with the v_2 coefficients at midrapidity for charged pions [17] and prompt D^0 mesons [43, 68]. The statistical and systematic uncertainties are shown as bars and boxes, respectively. The shaded cyan boxes represent the systematic uncertainties from the contribution of non-prompt D^0 mesons.

note that in the considered η range, the η dependence of the v_2 at a given p_T is expected to be negligible, as shown by the CMS measurement for charged particles [69], albeit in a somewhat narrower η range. At high- p_T ($p_T > 8$ GeV/ c), the v_2 coefficients from all species converge into a single curve suggesting that, in this kinematic range, the anisotropy for all particles arises dominantly from path-length dependent energy-loss effects [70]. However, in the case of the much heavier J/ψ , one may also consider that the hydrodynamic flow, which arises from a common velocity field, still contributes significantly even at high p_T , as can be expected from the particle mass dependence of the p_T range where the flow reaches its maximum.

In figure 3, the p_T -dependent inclusive J/ψ triangular flow coefficient measured at forward rapidity is shown in each of the considered centrality intervals. For most of the centrality and p_T intervals, the measured inclusive J/ψ v_3 is positive and with no significant centrality dependence. In the 0–50% centrality range, the triangular flow coefficient is larger than zero (0.0250 ± 0.0045 (stat.) ± 0.0020 (syst.)) in $2 < p_T < 5$ GeV/ c corresponding to a significance of 5.1σ , calculated adding quadratically the statistical and systematic uncertainties. The positive v_3 indicates that the initial state energy-density fluctuations, the dominant source of v_3 , are reflected also in the anisotropic flow of charm quarks. Also shown in figure 3 are similar measurements for charged pions [17] and D mesons [43, 68] obtained at

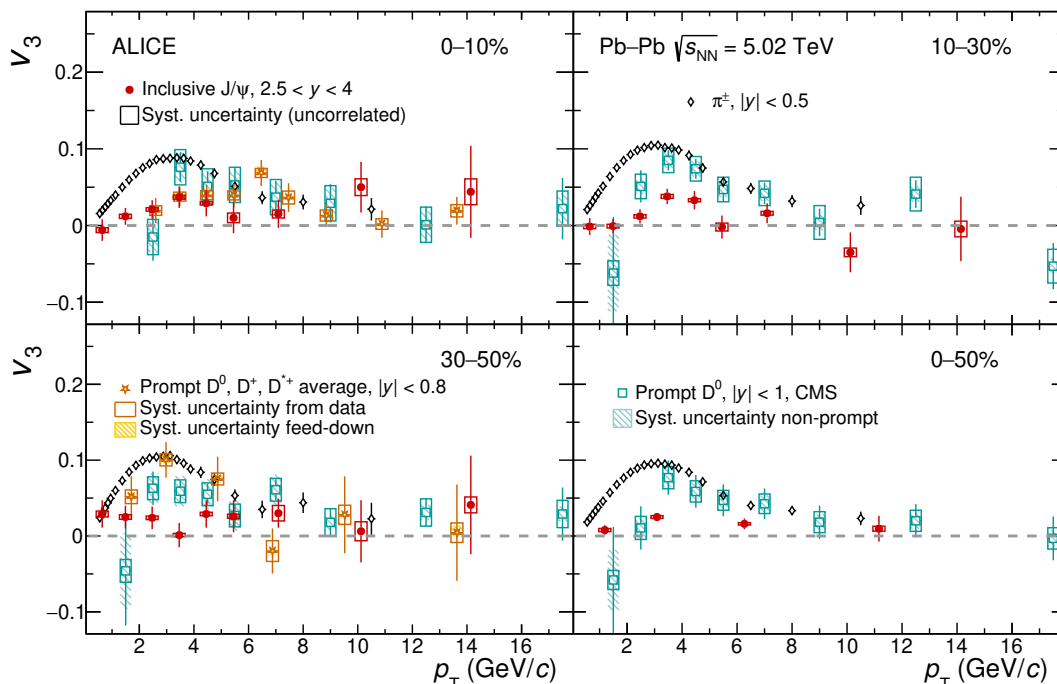


Figure 3. (Color online) Inclusive J/ψ v_3 at forward rapidity as function of p_T in different centrality intervals (0–10%, 10–30%, 30–50% and 0–50%) in Pb-Pb collisions at $\sqrt{s_{NN}} = 5.02$ TeV. The results are compared to the v_3 coefficients at midrapidity for charged pions [17] and prompt D^0 mesons [43, 68]. The statistical and systematic uncertainties are shown as bars and boxes, respectively. The shaded bands represent the systematic uncertainties from the contribution of non-prompt D^0 mesons.

midrapidity. The mass hierarchy observed for v_2 holds also in the case of v_3 . Together with the J/ψ v_2 , these observations provide a strong support for the hypothesis of charm quark being, at least partially, kinetically equilibrated in the dense and deconfined QGP medium.

The ratio of the triangular to elliptic flow coefficients, v_3/v_2 , as a function of p_T is shown in the left panel of figure 4 for the inclusive J/ψ at forward rapidity, D mesons and charged pions at midrapidity. In this ratio, the statistical uncertainties are considered to be uncorrelated due to the weak correlation between the orientation of the \mathbf{Q}_2 and \mathbf{Q}_3 flow vectors [71], while the systematic uncertainties related to $\alpha(m_{\mu\mu})$ and to the reconstruction efficiency discussed in section 4, cancel in the ratio. The same hierarchy observed for the individual v_2 and v_3 measurements is also observed in the v_3/v_2 ratio, which suggests that higher harmonics are damped faster for heavy quarks than for the light ones. At RHIC [72, 73] and LHC [74, 75], it was observed that the flow coefficients of light particles from different harmonics follow a power-law scaling as $v_n^{1/n} \propto v_m^{1/m}$ up to about 6 GeV/c, for most centrality ranges, but the 0–5%, independently of the harmonics n and m . The ratio $v_3/v_2^{3/2}$ in the right panel of figure 4 illustrates such a scaling. Furthermore, the $v_3/v_2^{3/2}$ for pions, D and J/ψ mesons tend to converge, although the J/ψ values are systematically lower than the ones of pions.

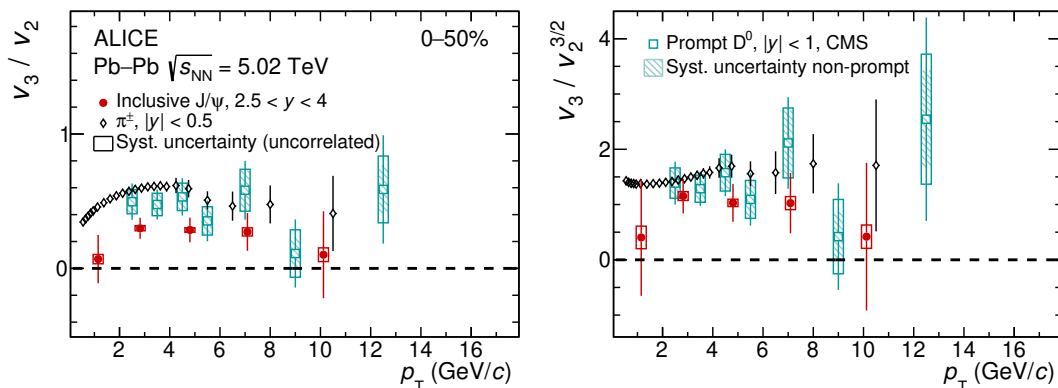


Figure 4. (Color online) Ratio of v_3 to v_2 of inclusive J/ψ (left panel) and $v_3/v_2^{3/2}$ (right panel) at forward rapidity as a function of p_T for the 0–50% centrality interval in Pb–Pb collisions at $\sqrt{s_{NN}} = 5.02$ TeV. The results are compared with the flow coefficients of charged pions [17] and prompt D^0 mesons at midrapidity [43]. The statistical and systematic uncertainties are shown as bars and boxes. The shaded bands represent the systematic uncertainties from the contribution of non-prompt D^0 mesons.

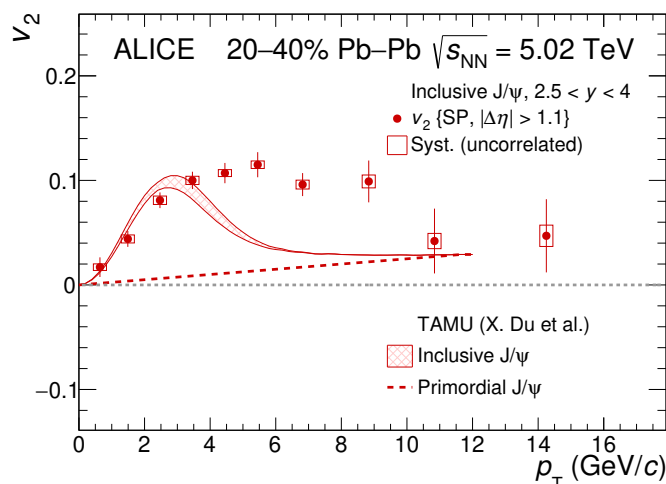


Figure 5. (Color online) Inclusive J/ψ v_2 as function of p_T at forward rapidity for semi-central (20–40%) Pb–Pb collisions at $\sqrt{s_{NN}} = 5.02$ TeV. Calculations from a transport model [39, 40] are also shown.

In figure 5, the inclusive J/ψ v_2 as a function of p_T in the 20–40% centrality interval is compared with the microscopic transport calculations by Du et al. [39, 40]. In this model, the J/ψ are created both from the primordial hard partonic interactions but also from the recombination of thermalized charm quarks in the medium, which accounts for roughly 50% of all J/ψ at low p_T . Non-prompt J/ψ mesons, created in the weak decays of beauty hadrons, are also included in the model. The amplitude of the inclusive J/ψ v_2 in the calculations is in good agreement with the experimental measurements for $p_T < 4$ GeV/c. However, the overall trend of the model calculation does not describe the data well, especially in the intermediate p_T range, $4 < p_T < 10$ GeV/c, where the J/ψ flow

is largely underestimated. The primordial J/ψ component, which is sensitive mainly to path length dependent effects, like survival probability, exhibits a monotonically increasing trend from low towards high p_T , with this mechanism becoming the dominant source of the anisotropic flow for p_T larger than 8 GeV/c. Path length dependent energy loss, widely seen as a major source of anisotropy at large p_T , is not implemented for J/ψ mesons in this calculation. It is worth noting that this model provides a qualitative good description of the centrality and transverse momentum of the J/ψ nuclear modification factor [37, 76].

Figure 6 shows the centrality dependence of the inclusive J/ψ v_2 (top panels) and v_3 (bottom panels) for a low- p_T interval ($0 < p_T < 5$ GeV/c) on the left, and a high- p_T one ($5 < p_T < 20$ GeV/c) on the right. Here, due to the large integrated p_T range, the v_n coefficients are corrected for the J/ψ acceptance and efficiency $A \times \varepsilon$. Each dimuon pair is weighted using the inverse of the p_T and y dependent $A \times \varepsilon$ factor before filling the invariant mass and $v_n(m_{\mu\mu})$ distributions. The p_T and y dependent $A \times \varepsilon$ map was obtained from the embedded simulations discussed in section 4. Any possible systematic uncertainty related to the $A \times \varepsilon$ corrections is already included in the systematic uncertainty due to the dependence of the reconstruction efficiency on the local detector occupancy. The J/ψ results are compared with the flow coefficients of charged pions for a p_T value similar to the corrected J/ψ $\langle p_T \rangle$, published by ALICE in ref. [17]. In addition, the ratio $v_2^\pi/v_2^{J/\psi}$ is computed and shown in the bottom sub-panels. Both at low p_T ($1.75 < p_T < 2$ GeV/c) and high p_T ($6 < p_T < 7$ GeV/c), the v_2 of π^\pm increases from central to semi-central collisions, reaching a maximum at 40–50% centrality, and then decreases towards peripheral collisions. For the J/ψ at low p_T , while the centrality trend is qualitatively similar, the maximum (or even saturation) of v_2 seems to be reached for more central collisions than for the pions. This is more clearly emphasized by the increasing trend of the ratio $v_2^\pi/v_2^{J/\psi}$, from central to peripheral collisions, which deviates from unity by a significance of 8.5σ . In the framework of transport models, this could be understood by the increasing fraction of regenerated J/ψ at low p_T when moving from peripheral to central collisions. Alternatively, and independently of the regeneration scenario, the increase of the $v_2^\pi/v_2^{J/\psi}$ from central to peripheral collisions, could also be understood in terms of partial or later thermalization of the charm quarks compared to light quarks. The decrease in energy density and lifetime of the system is counterbalanced by the increase of the initial spatial anisotropy towards peripheral collisions. The v_2 of the J/ψ will therefore reach its maximum at more central collisions compared to light particles because charm quarks require larger energy densities to develop flow [33, 77–79]. At high p_T , J/ψ mesons and charged pions seem to exhibit the same centrality dependence, although the v_2 coefficients are systematically lower for the J/ψ mesons than for the pions. Such a similar centrality dependence could indicate a similar mechanism at the origin of the flow for both J/ψ mesons and pions at high p_T .

The centrality dependence of the v_3 coefficient at low p_T is less pronounced than that of the v_2 for both pions and J/ψ , as expected since initial state fluctuations only weakly depend on centrality. Also, the J/ψ v_3 is smaller relative to the one of charged pions, in both the p_T intervals considered.

The flow of light and strange particles was shown to approximately scale with the number of constituent quarks (NCQ scaling) at both RHIC and LHC energies [80, 81].

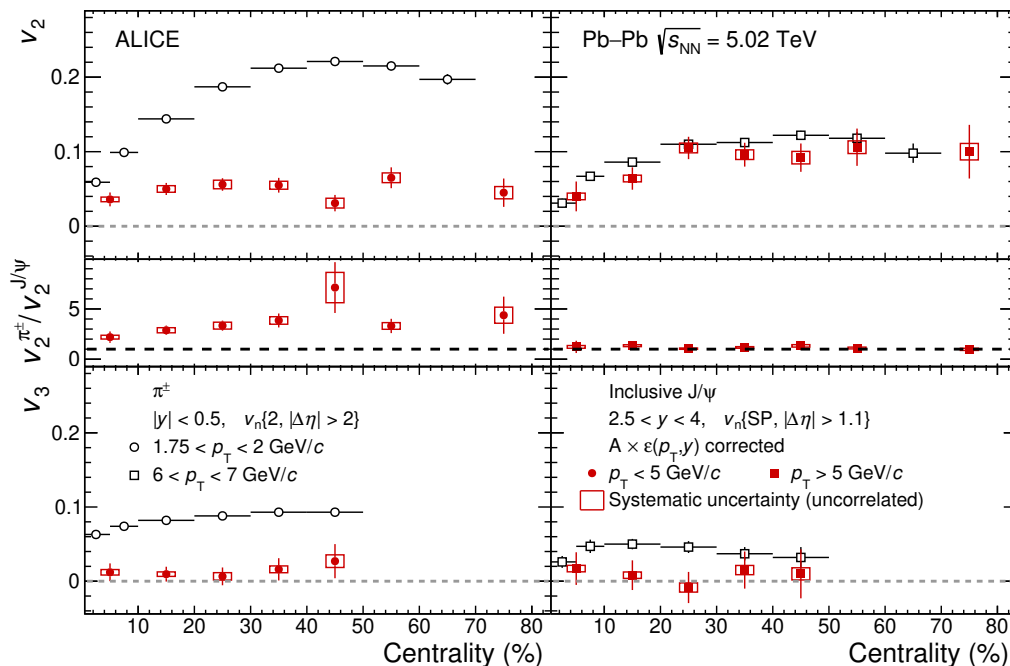


Figure 6. The inclusive J/ψ v_2 and v_3 as function of the centrality of the collision, at forward rapidity, for the low- p_T range $0 < p_T < 5$ GeV/ c (left panel) and high- p_T range $5 < p_T < 20$ GeV/ c (right panel). The results are compared to the v_n coefficients of midrapidity π^\pm [17] at low and high- p_T corresponding to $1.75 < p_T < 2$ GeV/ c and $6 < p_T < 7$ GeV/ c , respectively. The ratio of midrapidity π^\pm v_2 to inclusive J/ψ v_2 is also shown.

This was typically interpreted to arise naturally in hadronization scenarios based on quark coalescence in which the flow of bound mesons and baryons depends solely on the collective flow of light and strange quarks (assumed to be identical) and the number of valence quarks [24, 28]. In the case of charmed hadrons, the NCQ scaling assuming a flavor independent flow would obviously not work due to the large observed differences between the flow of light-flavor particles, D and J/ψ mesons. However, this scaling can be extended by assuming that the much heavier charm quark has a different flow magnitude [25] and that it can be derived from the flow of the J/ψ via the usual NCQ formula, $v_n^{J/\psi}(p_T^{J/\psi}) = 2 \cdot v_n^c(p_T^{J/\psi}/2)$. Then it is straightforward to show that the flow of the D meson can be constructed as the sum of the flow coefficients for light and charm quarks as

$$v_n^D(p_T^D) = v_n^q(p_T^q) + v_n^c(p_T^c), \quad (5.1)$$

where p_T^q and p_T^c are the p_T of the light and charm quarks, respectively, corresponding to the D-meson p_T , p_T^D . The light quark flow is obtained by interpolating the measured charged pions flow using $v_n^\pi(p_T^\pi) = 2 \cdot v_n^q(p_T^\pi/2)$. Figure 7 shows a comparison of the D-meson v_2 and v_3 as a function of p_T , derived assuming the above described procedure, to the D-meson v_n measured by the CMS Collaboration [43].

The red dashed curves show fits to the J/ψ v_n employing an ad-hoc function, a third order polynomial at low- p_T and a linear function at high- p_T , used to extract the flow

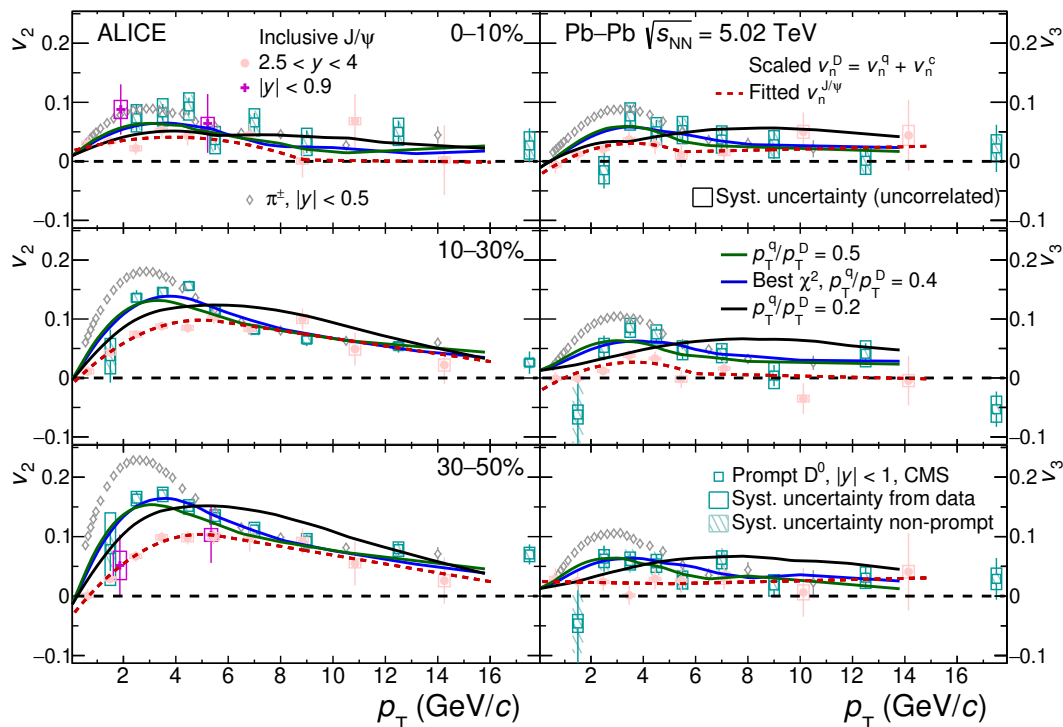


Figure 7. (Color online) Elliptic (left panels) and triangular (right panels) flow of inclusive J/ψ , D mesons [43] and charged pions as a function of p_T for the centrality intervals 0–10% (top), 10–30% (middle) and 30–50% (bottom). The continuous curves show the calculated D -meson flow based on different values of the p_T fraction carried by the light quark (see text). The red dashed curves show the fits to the J/ψ v_n using ad-hoc functions (see text).

of charm quarks needed to obtain the scaled D -meson flow according to eq. (5.1). The scaled D -meson flow is found to be very sensitive to the fraction of p_T carried by each of the constituent quarks. In coalescence-like models, constituent quarks must have equal velocities which leads to a sharing of the D -meson p_T proportional to the effective quark masses. This implies that by far the largest fraction of p_T should be carried by the charm quark. Based on the simplistic and naive approach described here, a p_T sharing between light and charm quarks [25, 82] where the ratio $p_T^q/p_T^D = 0.2$ (black curve), is clearly disfavored by the data. Surprisingly, it was found that a good description of the D -meson flow measurement, as illustrated by the blue curves in figure 7, is obtained when the light quark carries a relatively large fraction of the D -meson p_T (dark blue and green curves). The best agreement with the D -meson data of the CMS Collaboration [43] is obtained when the light-quark p_T fraction has a value of $p_T^q/p_T^D = 0.4$ (dark blue curve), but a rather good description of the data is observed also when assuming that the light and charm quarks share equally the D -meson p_T (green curve). Within uncertainties, the scaling seems to work well for both v_2 and v_3 over the entire covered p_T range and in all centrality intervals.

6 Conclusion

In summary, the inclusive J/ψ v_2 at forward and midrapidity and the J/ψ v_3 at forward rapidity were measured in Pb-Pb collisions at $\sqrt{s_{NN}} = 5.02$ TeV using the scalar product method. In non-central collisions, the J/ψ v_2 values are found to be positive up to the last interval corresponding to $12 < p_T < 20$ GeV/ c and reach a maximum of approximately 0.1 around a p_T of 5 GeV/ c . The J/ψ v_3 values at forward rapidity reach 0.04 around a p_T of 4 GeV/ c and are positive in the 0–50% centrality interval for $2 < p_T < 5$ GeV/ c with a significance of 5.1σ . The mass hierarchy observed for v_2 , $v_{2,\pi} > v_{2,D} > v_{2,J/\psi}$, seems to also hold in the case of v_3 and will be the subject of more detailed studies with the Run 3 and Run 4 data. At high p_T , the v_2 for all particles converge to similar values, suggesting that path-length dependent effects become dominant there. The measured J/ψ v_3/v_2 ratios exhibits the same hierarchy indicating that higher harmonics are damped faster for charmonia compared to lighter particles. The p_T -integrated v_2 coefficient in a low and a high- p_T region is in both cases dependent on centrality and reaches a maximum value of about 0.1, while the v_3 has no clear centrality dependence. Both J/ψ p_T -integrated v_2 and v_3 coefficients, either at low- p_T or at high- p_T are found to be lower than the ones of charged pions at a p_T similar to the J/ψ average p_T . At low p_T , the ratio of the charged pions v_2 to those of p_T -integrated J/ψ increase from central to peripheral collisions, compatible with a scenario in which charm quarks thermalize later than the light ones. At high p_T , this ratio is compatible with unity without any statistically significant centrality dependence.

Using an extension of the well known number of constituent quark scaling, the measured charged pion and J/ψ v_n can be used as proxies in order to derive the D-meson v_2 and v_3 as a combination of the flow of light and charm quarks. Within this procedure, it is surprising to observe that the measured D-meson v_2 and v_3 can be described if one considers that the light and charm quarks share similar fractions of the D-meson p_T , which is counterintuitive in a coalescence approach. The fact that such a simple scaling works suggests that the flow of charmonia and open charm mesons can be effectively explained assuming a common underlying charm quark flow in addition to the flow of light quarks.

Acknowledgments

The ALICE Collaboration would like to thank all its engineers and technicians for their invaluable contributions to the construction of the experiment and the CERN accelerator teams for the outstanding performance of the LHC complex. The ALICE Collaboration gratefully acknowledges the resources and support provided by all Grid centres and the Worldwide LHC Computing Grid (WLCG) collaboration. The ALICE Collaboration acknowledges the following funding agencies for their support in building and running the ALICE detector: A. I. Alikhanyan National Science Laboratory (Yerevan Physics Institute) Foundation (ANSL), State Committee of Science and World Federation of Scientists (WFS), Armenia; Austrian Academy of Sciences, Austrian Science Fund (FWF): [M 2467-N36] and Nationalstiftung für Forschung, Technologie und Entwicklung, Austria; Ministry of Communications and High Technologies, National Nuclear Research Center, Azerbaijan; Conselho Nacional de Desenvolvimento Científico e Tecnológico (CNPq), Financiadora de Estudos e Projetos (Finep), Fundação de Amparo à Pesquisa do Estado de São Paulo

(FAPESP) and Universidade Federal do Rio Grande do Sul (UFRGS), Brazil; Ministry of Education of China (MOEC) , Ministry of Science & Technology of China (MSTC) and National Natural Science Foundation of China (NSFC), China; Ministry of Science and Education and Croatian Science Foundation, Croatia; Centro de Aplicaciones Tecnológicas y Desarrollo Nuclear (CEADEN), Cubaenergía, Cuba; Ministry of Education, Youth and Sports of the Czech Republic, Czech Republic; The Danish Council for Independent Research — Natural Sciences, the VILLUM FONDEN and Danish National Research Foundation (DNRF), Denmark; Helsinki Institute of Physics (HIP), Finland; Commissariat à l’Energie Atomique (CEA) and Institut National de Physique Nucléaire et de Physique des Particules (IN2P3) and Centre National de la Recherche Scientifique (CNRS), France; Bundesministerium für Bildung und Forschung (BMBF) and GSI Helmholtzzentrum für Schwerionenforschung GmbH, Germany; General Secretariat for Research and Technology, Ministry of Education, Research and Religions, Greece; National Research, Development and Innovation Office, Hungary; Department of Atomic Energy Government of India (DAE), Department of Science and Technology, Government of India (DST), University Grants Commission, Government of India (UGC) and Council of Scientific and Industrial Research (CSIR), India; Indonesian Institute of Science, Indonesia; Centro Fermi — Museo Storico della Fisica e Centro Studi e Ricerche Enrico Fermi and Istituto Nazionale di Fisica Nucleare (INFN), Italy; Institute for Innovative Science and Technology , Nagasaki Institute of Applied Science (IIST), Japanese Ministry of Education, Culture, Sports, Science and Technology (MEXT) and Japan Society for the Promotion of Science (JSPS) KAKENHI, Japan; Consejo Nacional de Ciencia (CONACYT) y Tecnología, through Fondo de Cooperación Internacional en Ciencia y Tecnología (FONCICYT) and Dirección General de Asuntos del Personal Académico (DGAPA), Mexico; Nederlandse Organisatie voor Wetenschappelijk Onderzoek (NWO), Netherlands; The Research Council of Norway, Norway; Commission on Science and Technology for Sustainable Development in the South (COMSATS), Pakistan; Pontificia Universidad Católica del Perú, Peru; Ministry of Science and Higher Education, National Science Centre and WUT ID-UB, Poland; Korea Institute of Science and Technology Information and National Research Foundation of Korea (NRF), Republic of Korea; Ministry of Education and Scientific Research, Institute of Atomic Physics and Ministry of Research and Innovation and Institute of Atomic Physics, Romania; Joint Institute for Nuclear Research (JINR), Ministry of Education and Science of the Russian Federation, National Research Centre Kurchatov Institute, Russian Science Foundation and Russian Foundation for Basic Research, Russia; Ministry of Education, Science, Research and Sport of the Slovak Republic, Slovakia; National Research Foundation of South Africa, South Africa; Swedish Research Council (VR) and Knut & Alice Wallenberg Foundation (KAW), Sweden; European Organization for Nuclear Research, Switzerland; Suranaree University of Technology (SUT), National Science and Technology Development Agency (NSDTA) and Office of the Higher Education Commission under NRU project of Thailand, Thailand; Turkish Atomic Energy Agency (TAEK), Turkey; National Academy of Sciences of Ukraine, Ukraine; Science and Technology Facilities Council (STFC), United Kingdom; National Science Foundation of the United States of America (NSF) and United States Department of Energy, Office of Nuclear Physics (DOE NP), United States of America.

Open Access. This article is distributed under the terms of the Creative Commons Attribution License ([CC-BY 4.0](https://creativecommons.org/licenses/by/4.0/)), which permits any use, distribution and reproduction in any medium, provided the original author(s) and source are credited.

References

- [1] P. Kovtun, D.T. Son and A.O. Starinets, *Viscosity in strongly interacting quantum field theories from black hole physics*, *Phys. Rev. Lett.* **94** (2005) 111601 [[hep-th/0405231](https://arxiv.org/abs/hep-th/0405231)] [[INSPIRE](#)].
- [2] S.A. Voloshin, A.M. Poskanzer and R. Snellings, *Collective phenomena in non-central nuclear collisions*, in *Relativistic heavy ion physics*, R. Stock ed., *Landolt-Bornstein* **23** (2010) 293 [[arXiv:0809.2949](https://arxiv.org/abs/0809.2949)] [[INSPIRE](#)].
- [3] P. Romatschke, *New developments in relativistic viscous hydrodynamics*, *Int. J. Mod. Phys. E* **19** (2010) 1 [[arXiv:0902.3663](https://arxiv.org/abs/0902.3663)] [[INSPIRE](#)].
- [4] J.-Y. Ollitrault, *Anisotropy as a signature of transverse collective flow*, *Phys. Rev. D* **46** (1992) 229 [[INSPIRE](#)].
- [5] S. Voloshin and Y. Zhang, *Flow study in relativistic nuclear collisions by Fourier expansion of azimuthal particle distributions*, *Z. Phys. C* **70** (1996) 665 [[hep-ph/9407282](https://arxiv.org/abs/hep-ph/9407282)] [[INSPIRE](#)].
- [6] Z. Qiu and U.W. Heinz, *Event-by-event shape and flow fluctuations of relativistic heavy-ion collision fireballs*, *Phys. Rev. C* **84** (2011) 024911 [[arXiv:1104.0650](https://arxiv.org/abs/1104.0650)] [[INSPIRE](#)].
- [7] D.A. Teaney, *Viscous hydrodynamics and the quark gluon plasma*, in *Quark-gluon plasma 4*, R.C. Hwa and X.-N. Wang eds., *World Scientific*, Singapore (2010), pg. 207 [[arXiv:0905.2433](https://arxiv.org/abs/0905.2433)] [[INSPIRE](#)].
- [8] M. Luzum and P. Romatschke, *Conformal relativistic viscous hydrodynamics: applications to RHIC results at $\sqrt{s_{NN}} = 200$ GeV*, *Phys. Rev. C* **78** (2008) 034915 [*Erratum ibid.* **79** (2009) 039903] [[arXiv:0804.4015](https://arxiv.org/abs/0804.4015)] [[INSPIRE](#)].
- [9] B. Alver and G. Roland, *Collision geometry fluctuations and triangular flow in heavy-ion collisions*, *Phys. Rev. C* **81** (2010) 054905 [*Erratum ibid.* **82** (2010) 039903] [[arXiv:1003.0194](https://arxiv.org/abs/1003.0194)] [[INSPIRE](#)].
- [10] D. Teaney and L. Yan, *Triangularity and dipole asymmetry in heavy ion collisions*, *Phys. Rev. C* **83** (2011) 064904 [[arXiv:1010.1876](https://arxiv.org/abs/1010.1876)] [[INSPIRE](#)].
- [11] H. Niemi, G.S. Denicol, H. Holopainen and P. Huovinen, *Event-by-event distributions of azimuthal asymmetries in ultrarelativistic heavy-ion collisions*, *Phys. Rev. C* **87** (2013) 054901 [[arXiv:1212.1008](https://arxiv.org/abs/1212.1008)] [[INSPIRE](#)].
- [12] F.G. Gardim, F. Grassi, M. Luzum and J.-Y. Ollitrault, *Mapping the hydrodynamic response to the initial geometry in heavy-ion collisions*, *Phys. Rev. C* **85** (2012) 024908 [[arXiv:1111.6538](https://arxiv.org/abs/1111.6538)] [[INSPIRE](#)].
- [13] F.G. Gardim, J. Noronha-Hostler, M. Luzum and F. Grassi, *Effects of viscosity on the mapping of initial to final state in heavy ion collisions*, *Phys. Rev. C* **91** (2015) 034902 [[arXiv:1411.2574](https://arxiv.org/abs/1411.2574)] [[INSPIRE](#)].
- [14] ALICE collaboration, *Linear and non-linear flow modes in Pb-Pb collisions at $\sqrt{s_{NN}} = 2.76$ TeV*, *Phys. Lett. B* **773** (2017) 68 [[arXiv:1705.04377](https://arxiv.org/abs/1705.04377)] [[INSPIRE](#)].

- [15] ALICE collaboration, *Linear and non-linear flow modes of charged hadrons in Pb-Pb collisions at $\sqrt{s_{\text{NN}}} = 5.02 \text{ TeV}$* , *JHEP* **05** (2020) 085 [[arXiv:2002.00633](#)] [[INSPIRE](#)].
- [16] ALICE collaboration, *Elliptic flow of identified hadrons in Pb-Pb collisions at $\sqrt{s_{\text{NN}}} = 2.76 \text{ TeV}$* , *JHEP* **06** (2015) 190 [[arXiv:1405.4632](#)] [[INSPIRE](#)].
- [17] ALICE collaboration, *Anisotropic flow of identified particles in Pb-Pb collisions at $\sqrt{s_{\text{NN}}} = 5.02 \text{ TeV}$* , *JHEP* **09** (2018) 006 [[arXiv:1805.04390](#)] [[INSPIRE](#)].
- [18] B. Betz et al., *Cumulants and nonlinear response of high p_T harmonic flow at $\sqrt{s_{\text{NN}}} = 5.02 \text{ TeV}$* , *Phys. Rev. C* **95** (2017) 044901 [[arXiv:1609.05171](#)] [[INSPIRE](#)].
- [19] CMS collaboration, *Study of high- p_T charged particle suppression in Pb-Pb compared to pp collisions at $\sqrt{s_{\text{NN}}} = 2.76 \text{ TeV}$* , *Eur. Phys. J. C* **72** (2012) 1945 [[arXiv:1202.2554](#)] [[INSPIRE](#)].
- [20] N. Armesto, A. Dainese, C.A. Salgado and U.A. Wiedemann, *Testing the color charge and mass dependence of parton energy loss with heavy-to-light ratios at RHIC and CERN LHC*, *Phys. Rev. D* **71** (2005) 054027 [[hep-ph/0501225](#)] [[INSPIRE](#)].
- [21] STAR collaboration, *Particle type dependence of azimuthal anisotropy and nuclear modification of particle production in Au+Au collisions at $\sqrt{s_{\text{NN}}} = 200 \text{ GeV}$* , *Phys. Rev. Lett.* **92** (2004) 052302 [[nucl-ex/0306007](#)] [[INSPIRE](#)].
- [22] PHENIX collaboration, *Elliptic flow for ϕ mesons and (anti)deuterons in Au+Au collisions at $\sqrt{s_{\text{NN}}} = 200 \text{ GeV}$* , *Phys. Rev. Lett.* **99** (2007) 052301 [[nucl-ex/0703024](#)] [[INSPIRE](#)].
- [23] STAR collaboration, *Centrality dependence of identified particle elliptic flow in relativistic heavy ion collisions at $\sqrt{s_{\text{NN}}} = 7.7\text{--}62.4 \text{ GeV}$* , *Phys. Rev. C* **93** (2016) 014907 [[arXiv:1509.08397](#)] [[INSPIRE](#)].
- [24] D. Molnar and S.A. Voloshin, *Elliptic flow at large transverse momenta from quark coalescence*, *Phys. Rev. Lett.* **91** (2003) 092301 [[nucl-th/0302014](#)] [[INSPIRE](#)].
- [25] Z.-w. Lin and D. Molnar, *Quark coalescence and elliptic flow of charm hadrons*, *Phys. Rev. C* **68** (2003) 044901 [[nucl-th/0304045](#)] [[INSPIRE](#)].
- [26] STAR collaboration, *Multi-strange baryon elliptic flow in Au+Au collisions at $\sqrt{s_{\text{NN}}} = 200 \text{ GeV}$* , *Phys. Rev. Lett.* **95** (2005) 122301 [[nucl-ex/0504022](#)] [[INSPIRE](#)].
- [27] R.J. Fries, V. Greco and P. Sorensen, *Coalescence models for hadron formation from quark gluon plasma*, *Ann. Rev. Nucl. Part. Sci.* **58** (2008) 177 [[arXiv:0807.4939](#)] [[INSPIRE](#)].
- [28] STAR collaboration, *Azimuthal anisotropy in Au+Au collisions at $\sqrt{s_{\text{NN}}} = 200 \text{ GeV}$* , *Phys. Rev. C* **72** (2005) 014904 [[nucl-ex/0409033](#)] [[INSPIRE](#)].
- [29] T. Matsui and H. Satz, *J/ψ suppression by quark-gluon plasma formation*, *Phys. Lett. B* **178** (1986) 416 [[INSPIRE](#)].
- [30] S. Digal, P. Petreczky and H. Satz, *Quarkonium feed down and sequential suppression*, *Phys. Rev. D* **64** (2001) 094015 [[hep-ph/0106017](#)] [[INSPIRE](#)].
- [31] A. Rothkopf, *Heavy quarkonium in extreme conditions*, *Phys. Rept.* **858** (2020) 1 [[arXiv:1912.02253](#)] [[INSPIRE](#)].
- [32] F. Riek and R. Rapp, *Quarkonia and heavy-quark relaxation times in the quark-gluon plasma*, *Phys. Rev. C* **82** (2010) 035201 [[arXiv:1005.0769](#)] [[INSPIRE](#)].

- [33] F. Scardina, S.K. Das, V. Minissale, S. Plumari and V. Greco, *Estimating the charm quark diffusion coefficient and thermalization time from D meson spectra at energies available at the BNL Relativistic Heavy Ion Collider and the CERN Large Hadron Collider*, *Phys. Rev. C* **96** (2017) 044905 [[arXiv:1707.05452](#)] [[INSPIRE](#)].
- [34] PHENIX collaboration, *J/ψ production vs. centrality, transverse momentum, and rapidity in Au+Au collisions at $\sqrt{s_{\text{NN}}} = 200$ GeV*, *Phys. Rev. Lett.* **98** (2007) 232301 [[nucl-ex/0611020](#)] [[INSPIRE](#)].
- [35] ALICE collaboration, *J/ψ suppression at forward rapidity in Pb-Pb collisions at $\sqrt{s_{\text{NN}}} = 2.76$ TeV*, *Phys. Rev. Lett.* **109** (2012) 072301 [[arXiv:1202.1383](#)] [[INSPIRE](#)].
- [36] ALICE collaboration, *Centrality, rapidity and transverse momentum dependence of J/ψ suppression in Pb-Pb collisions at $\sqrt{s_{\text{NN}}} = 2.76$ TeV*, *Phys. Lett. B* **734** (2014) 314 [[arXiv:1311.0214](#)] [[INSPIRE](#)].
- [37] ALICE collaboration, *J/ψ suppression at forward rapidity in Pb-Pb collisions at $\sqrt{s_{\text{NN}}} = 5.02$ TeV*, *Phys. Lett. B* **766** (2017) 212 [[arXiv:1606.08197](#)] [[INSPIRE](#)].
- [38] P. Braun-Munzinger and J. Stachel, *(Non)thermal aspects of charmonium production and a new look at J/ψ suppression*, *Phys. Lett. B* **490** (2000) 196 [[nucl-th/0007059](#)] [[INSPIRE](#)].
- [39] X. Du and R. Rapp, *Sequential regeneration of charmonia in heavy-ion collisions*, *Nucl. Phys. A* **943** (2015) 147 [[arXiv:1504.00670](#)] [[INSPIRE](#)].
- [40] X. Du, R. Rapp and M. He, *Color screening and regeneration of bottomonia in high-energy heavy-ion collisions*, *Phys. Rev. C* **96** (2017) 054901 [[arXiv:1706.08670](#)] [[INSPIRE](#)].
- [41] K. Zhou, N. Xu, Z. Xu and P. Zhuang, *Medium effects on charmonium production at ultrarelativistic energies available at the CERN Large Hadron Collider*, *Phys. Rev. C* **89** (2014) 054911 [[arXiv:1401.5845](#)] [[INSPIRE](#)].
- [42] A. Andronic, P. Braun-Munzinger, M.K. Köhler, K. Redlich and J. Stachel, *Transverse momentum distributions of charmonium states with the statistical hadronization model*, *Phys. Lett. B* **797** (2019) 134836 [[arXiv:1901.09200](#)] [[INSPIRE](#)].
- [43] CMS collaboration, *Measurement of prompt D^0 meson azimuthal anisotropy in Pb-Pb collisions at $\sqrt{s_{\text{NN}}} = 5.02$ TeV*, *Phys. Rev. Lett.* **120** (2018) 202301 [[arXiv:1708.03497](#)] [[INSPIRE](#)].
- [44] ALICE collaboration, *Event-shape engineering for the D -meson elliptic flow in mid-central Pb-Pb collisions at $\sqrt{s_{\text{NN}}} = 5.02$ TeV*, *JHEP* **02** (2019) 150 [[arXiv:1809.09371](#)] [[INSPIRE](#)].
- [45] ALICE collaboration, *D -meson azimuthal anisotropy in midcentral Pb-Pb collisions at $\sqrt{s_{\text{NN}}} = 5.02$ TeV*, *Phys. Rev. Lett.* **120** (2018) 102301 [[arXiv:1707.01005](#)] [[INSPIRE](#)].
- [46] CMS collaboration, *Suppression and azimuthal anisotropy of prompt and nonprompt J/ψ production in Pb-Pb collisions at $\sqrt{s_{\text{NN}}} = 2.76$ TeV*, *Eur. Phys. J. C* **77** (2017) 252 [[arXiv:1610.00613](#)] [[INSPIRE](#)].
- [47] ALICE collaboration, *J/ψ elliptic flow in Pb-Pb collisions at $\sqrt{s_{\text{NN}}} = 5.02$ TeV*, *Phys. Rev. Lett.* **119** (2017) 242301 [[arXiv:1709.05260](#)] [[INSPIRE](#)].
- [48] ALICE collaboration, *Study of J/ψ azimuthal anisotropy at forward rapidity in Pb-Pb collisions at $\sqrt{s_{\text{NN}}} = 5.02$ TeV*, *JHEP* **02** (2019) 012 [[arXiv:1811.12727](#)] [[INSPIRE](#)].

- [49] ATLAS collaboration, *Prompt and non-prompt J/ψ elliptic flow in Pb+Pb collisions at $\sqrt{s_{\text{NN}}} = 5.02$ TeV with the ATLAS detector*, *Eur. Phys. J. C* **78** (2018) 784 [[arXiv:1807.05198](#)] [[INSPIRE](#)].
- [50] F. Arleo, *Quenching of hadron spectra in heavy ion collisions at the LHC*, *Phys. Rev. Lett.* **119** (2017) 062302 [[arXiv:1703.10852](#)] [[INSPIRE](#)].
- [51] M. Spousta, *On similarity of jet quenching and charmonia suppression*, *Phys. Lett. B* **767** (2017) 10 [[arXiv:1606.00903](#)] [[INSPIRE](#)].
- [52] ALICE collaboration, *The ALICE experiment at the CERN LHC*, 2008 *JINST* **3** S08002 [[INSPIRE](#)].
- [53] ALICE collaboration, *Performance of the ALICE experiment at the CERN LHC*, *Int. J. Mod. Phys. A* **29** (2014) 1430044 [[arXiv:1402.4476](#)] [[INSPIRE](#)].
- [54] ALICE collaboration, *Alignment of the ALICE inner tracking system with cosmic-ray tracks*, 2010 *JINST* **5** P03003 [[arXiv:1001.0502](#)] [[INSPIRE](#)].
- [55] J. Alme et al., *The ALICE TPC, a large 3-dimensional tracking device with fast readout for ultra-high multiplicity events*, *Nucl. Instrum. Meth. A* **622** (2010) 316 [[arXiv:1001.1950](#)] [[INSPIRE](#)].
- [56] ALICE collaboration, *Performance of the ALICE VZERO system*, 2013 *JINST* **8** P10016 [[arXiv:1306.3130](#)] [[INSPIRE](#)].
- [57] ALICE collaboration, *Centrality determination of Pb-Pb collisions at $\sqrt{s_{\text{NN}}} = 2.76$ TeV with ALICE*, *Phys. Rev. C* **88** (2013) 044909 [[arXiv:1301.4361](#)] [[INSPIRE](#)].
- [58] ALICE collaboration, *Centrality determination in heavy ion collisions*, ALICE-PUBLIC-2018-011, CERN, Geneva, Switzerland (2018).
- [59] ALICE collaboration, *Measurement of the cross section for electromagnetic dissociation with neutron emission in Pb-Pb collisions at $\sqrt{s_{\text{NN}}} = 2.76$ TeV*, *Phys. Rev. Lett.* **109** (2012) 252302 [[arXiv:1203.2436](#)] [[INSPIRE](#)].
- [60] ALICE collaboration, *Centrality determination of Pb-Pb collisions at $\sqrt{s_{\text{NN}}} = 2.76$ TeV with ALICE*, *Phys. Rev. C* **88** (2013) 044909 [[arXiv:1301.4361](#)] [[INSPIRE](#)].
- [61] STAR collaboration, *Elliptic flow from two and four particle correlations in Au+Au collisions at $\sqrt{s_{\text{NN}}} = 130$ GeV*, *Phys. Rev. C* **66** (2002) 034904 [[nucl-ex/0206001](#)] [[INSPIRE](#)].
- [62] M. Luzum and J.-Y. Ollitrault, *Eliminating experimental bias in anisotropic-flow measurements of high-energy nuclear collisions*, *Phys. Rev. C* **87** (2013) 044907 [[arXiv:1209.2323](#)] [[INSPIRE](#)].
- [63] I. Selyuzhenkov and S. Voloshin, *Effects of non-uniform acceptance in anisotropic flow measurement*, *Phys. Rev. C* **77** (2008) 034904 [[arXiv:0707.4672](#)] [[INSPIRE](#)].
- [64] ALICE collaboration, *Rapidity and transverse momentum dependence of inclusive J/ψ production in pp collisions at $\sqrt{s} = 7$ TeV*, *Phys. Lett. B* **704** (2011) 442 [Erratum *ibid.* **718** (2012) 692] [[arXiv:1105.0380](#)] [[INSPIRE](#)].
- [65] ALICE collaboration, *Differential studies of inclusive J/ψ and $\psi(2S)$ production at forward rapidity in Pb-Pb collisions at $\sqrt{s_{\text{NN}}} = 2.76$ TeV*, *JHEP* **05** (2016) 179 [[arXiv:1506.08804](#)] [[INSPIRE](#)].
- [66] ALICE collaboration, *Quarkonium signal extraction in ALICE*, ALICE-PUBLIC-2015-006, CERN, Geneva, Switzerland (2015).

- [67] ALICE collaboration, *Energy dependence of forward-rapidity J/ψ and $\psi(2S)$ production in pp collisions at the LHC*, *Eur. Phys. J. C* **77** (2017) 392 [[arXiv:1702.00557](#)] [[INSPIRE](#)].
- [68] ALICE collaboration, *Transverse-momentum and event-shape dependence of D -meson flow harmonics in Pb - Pb collisions at $\sqrt{s_{NN}} = 5.02$ TeV*, [arXiv:2005.11131](#) [[INSPIRE](#)].
- [69] CMS collaboration, *Pseudorapidity and transverse momentum dependence of flow harmonics in p - Pb and Pb - Pb collisions*, *Phys. Rev. C* **98** (2018) 044902 [[arXiv:1710.07864](#)] [[INSPIRE](#)].
- [70] ALICE collaboration, *Anisotropic flow of charged hadrons, pions and (anti-)protons measured at high transverse momentum in Pb - Pb collisions at $\sqrt{s_{NN}} = 2.76$ TeV*, *Phys. Lett. B* **719** (2013) 18 [[arXiv:1205.5761](#)] [[INSPIRE](#)].
- [71] ATLAS collaboration, *Measurement of event-plane correlations in $\sqrt{s_{NN}} = 2.76$ TeV lead-lead collisions with the ATLAS detector*, *Phys. Rev. C* **90** (2014) 024905 [[arXiv:1403.0489](#)] [[INSPIRE](#)].
- [72] STAR collaboration, *Azimuthal anisotropy at RHIC: the first and fourth harmonics*, *Phys. Rev. Lett.* **92** (2004) 062301 [[nucl-ex/0310029](#)] [[INSPIRE](#)].
- [73] PHENIX collaboration, *Elliptic and hexadecapole flow of charged hadrons in $Au+Au$ collisions at $\sqrt{s_{NN}} = 200$ GeV*, *Phys. Rev. Lett.* **105** (2010) 062301 [[arXiv:1003.5586](#)] [[INSPIRE](#)].
- [74] ATLAS collaboration, *Measurement of the azimuthal anisotropy for charged particle production in $\sqrt{s_{NN}} = 2.76$ TeV lead-lead collisions with the ATLAS detector*, *Phys. Rev. C* **86** (2012) 014907 [[arXiv:1203.3087](#)] [[INSPIRE](#)].
- [75] ALICE collaboration, *Energy dependence and fluctuations of anisotropic flow in Pb - Pb collisions at $\sqrt{s_{NN}} = 5.02$ and 2.76 TeV*, *JHEP* **07** (2018) 103 [[arXiv:1804.02944](#)] [[INSPIRE](#)].
- [76] ALICE collaboration, *Studies of J/ψ production at forward rapidity in Pb - Pb collisions at $\sqrt{s_{NN}} = 5.02$ TeV*, *JHEP* **02** (2020) 041 [[arXiv:1909.03158](#)] [[INSPIRE](#)].
- [77] A. Beraudo et al., *Extraction of heavy-flavor transport coefficients in QCD matter*, *Nucl. Phys. A* **979** (2018) 21 [[arXiv:1803.03824](#)] [[INSPIRE](#)].
- [78] T. Song et al., *Tomography of the quark-gluon-plasma by charm quarks*, *Phys. Rev. C* **92** (2015) 014910 [[arXiv:1503.03039](#)] [[INSPIRE](#)].
- [79] S. Cao and S.A. Bass, *Thermalization of charm quarks in infinite and finite QGP matter*, *Phys. Rev. C* **84** (2011) 064902 [[arXiv:1108.5101](#)] [[INSPIRE](#)].
- [80] L. Zheng, H. Li, H. Qin, Q.-Y. Shou and Z.-B. Yin, *Investigating the NCQ scaling of elliptic flow at LHC with a multiphase transport model*, *Eur. Phys. J. A* **53** (2017) 124 [[arXiv:1611.05185](#)] [[INSPIRE](#)].
- [81] S. Singha and M. Nasim, *Scaling of elliptic flow in heavy-ion collisions with the number of constituent quarks in a transport model*, *Phys. Rev. C* **93** (2016) 034908 [[arXiv:1603.01220](#)] [[INSPIRE](#)].
- [82] J. Jia and C. Zhang, *Quark number scaling of v_2 in transverse kinetic energy and its implications for coalescence models*, *Phys. Rev. C* **75** (2007) 031901 [[hep-ph/0608187](#)] [[INSPIRE](#)].

The ALICE collaboration

S. Acharya¹⁴¹, D. Adamová⁹⁵, A. Adler⁷⁴, J. Adolfsson⁸¹, M.M. Aggarwal¹⁰⁰, G. Aglieri Rinella³⁴, M. Agnello³⁰, N. Agrawal^{10,54}, Z. Ahammed¹⁴¹, S. Ahmad¹⁶, S.U. Ahn⁷⁶, Z. Akbar⁵¹, A. Akindinov⁹², M. Al-Turany¹⁰⁷, S.N. Alam^{40,141}, D.S.D. Albuquerque¹²², D. Aleksandrov⁸⁸, B. Alessandro⁵⁹, H.M. Alfanda⁶, R. Alfaro Molina⁷¹, B. Ali¹⁶, Y. Ali¹⁴, A. Alici^{10,26,54}, N. Alizadehvandchali¹²⁵, A. Alkin^{2,34}, J. Alme²¹, T. Alt⁶⁸, L. Altenkamper²¹, I. Altsybeev¹¹³, M.N. Anaam⁶, C. Andrei⁴⁸, D. Andreou³⁴, A. Andronic¹⁴⁴, M. Angeletti³⁴, V. Anguelov¹⁰⁴, C. Anson¹⁵, T. Antičić¹⁰⁸, F. Antinori⁵⁷, P. Antonioli⁵⁴, N. Apadula⁸⁰, L. Aphecetche¹¹⁵, H. Appelshäuser⁶⁸, S. Arcelli²⁶, R. Arnaldi⁵⁹, M. Arratia⁸⁰, I.C. Arsene²⁰, M. Arslanodk¹⁰⁴, A. Augustinus³⁴, R. Averbeck¹⁰⁷, S. Aziz⁷⁸, M.D. Azmi¹⁶, A. Badalá⁵⁶, Y.W. Baek⁴¹, S. Bagnasco⁵⁹, X. Bai¹⁰⁷, R. Bailhache⁶⁸, R. Bala¹⁰¹, A. Balbino³⁰, A. Baldisseri¹³⁷, M. Ball⁴³, S. Balouza¹⁰⁵, D. Banerjee³, R. Barbera²⁷, L. Barioglio²⁵, G.G. Barnaföldi¹⁴⁵, L.S. Barnby⁹⁴, V. Barret¹³⁴, P. Bartalini⁶, C. Bartels¹²⁷, K. Barth³⁴, E. Bartsch⁶⁸, F. Baruffaldi²⁸, N. Bastid¹³⁴, S. Basu¹⁴³, G. Batigne¹¹⁵, B. Batyunya⁷⁵, D. Bauri⁴⁹, J.L. Bazo Alba¹¹², I.G. Bearden⁸⁹, C. Beattie¹⁴⁶, C. Bedda⁶³, N.K. Behera⁶¹, I. Belikov¹³⁶, A.D.C. Bell Hechavarria¹⁴⁴, F. Bellini³⁴, R. Bellwied¹²⁵, V. Belyaev⁹³, G. Bencedi¹⁴⁵, S. Beole²⁵, A. Bercuci⁴⁸, Y. Berdnikov⁹⁸, D. Berenyi¹⁴⁵, R.A. Bertens¹³⁰, D. Berzano⁵⁹, M.G. Besoiu⁶⁷, L. Betev³⁴, A. Bhasin¹⁰¹, I.R. Bhat¹⁰¹, M.A. Bhat³, H. Bhatt⁴⁹, B. Bhattacharjee⁴², A. Bianchi²⁵, L. Bianchi²⁵, N. Bianchi⁵², J. Bielčik³⁷, J. Bielčíková⁹⁵, A. Bilandzic¹⁰⁵, G. Biro¹⁴⁵, R. Biswas³, S. Biswas³, J.T. Blair¹¹⁹, D. Blau⁸⁸, C. Blume⁶⁸, G. Boca¹³⁹, F. Bock⁹⁶, A. Bogdanov⁹³, S. Boi²³, J. Bok⁶¹, L. Boldizsár¹⁴⁵, A. Bolozdynya⁹³, M. Bombara³⁸, G. Bonomi¹⁴⁰, H. Borel¹³⁷, A. Borisso⁹³, H. Bossi¹⁴⁶, E. Botta²⁵, L. Bratrud⁶⁸, P. Braun-Munzinger¹⁰⁷, M. Bregant¹²¹, M. Broz³⁷, E. Bruna⁵⁹, G.E. Bruno^{33,106}, M.D. Buckland¹²⁷, D. Budnikov¹⁰⁹, H. Buesching⁶⁸, S. Bufalino³⁰, O. Bugnon¹¹⁵, P. Buhler¹¹⁴, P. Buncic³⁴, Z. Buthelezi^{72,131}, J.B. Butt¹⁴, S.A. Bysiak¹¹⁸, D. Caffarri⁹⁰, A. Caliva¹⁰⁷, E. Calvo Villar¹¹², J.M.M. Camacho¹²⁰, R.S. Camacho⁴⁵, P. Camerini²⁴, F.D.M. Canedo¹²¹, A.A. Capon¹¹⁴, F. Carnesecchi²⁶, R. Caron¹³⁷, J. Castillo Castellanos¹³⁷, A.J. Castro¹³⁰, E.A.R. Casula⁵⁵, F. Catalano³⁰, C. Ceballos Sanchez⁷⁵, P. Chakraborty⁴⁹, S. Chandra¹⁴¹, W. Chang⁶, S. Chapeland³⁴, M. Chartier¹²⁷, S. Chattopadhyay¹⁴¹, S. Chattopadhyay¹¹⁰, A. Chauvin²³, C. Cheshkov¹³⁵, B. Cheynis¹³⁵, V. Chibante Barroso³⁴, D.D. Chinellato¹²², S. Cho⁶¹, P. Chochula³⁴, T. Chowdhury¹³⁴, P. Christakoglou⁹⁰, C.H. Christensen⁸⁹, P. Christiansen⁸¹, T. Chujo¹³³, C. Cicalo⁵⁵, L. Cifarelli^{10,26}, L.D. Cilladi²⁵, F. Cindolo⁵⁴, M.R. Ciupek¹⁰⁷, G. Clai^{54, ii}, J. Cleymans¹²⁴, F. Colamaria⁵³, D. Colella⁵³, A. Collu⁸⁰, M. Colocci²⁶, M. Concas^{59, iii}, G. Conesa Balbastre⁷⁹, Z. Conesa del Valle⁷⁸, G. Contin^{24,60}, J.G. Contreras³⁷, T.M. Cormier⁹⁶, Y. Corrales Morales²⁵, P. Cortese³¹, M.R. Cosentino¹²³, F. Costa³⁴, S. Costanza¹³⁹, P. Crochet¹³⁴, E. Cuautle⁶⁹, P. Cui⁶, L. Cunqueiro⁹⁶, D. Dabrowski¹⁴², T. Dahms¹⁰⁵, A. Dainese⁵⁷, F.P.A. Damas^{115,137}, M.C. Danisch¹⁰⁴, A. Danu⁶⁷, D. Das¹¹⁰, I. Das¹¹⁰, P. Das⁸⁶, P. Das³, S. Das³, A. Dash⁸⁶, S. Dash⁴⁹, S. De⁸⁶, A. De Caro²⁹, G. de Cataldo⁵³, J. de Cuveland³⁹, A. De Falco²³, D. De Gruttola¹⁰, N. De Marco⁵⁹, S. De Pasquale²⁹, S. Deb⁵⁰, H.F. Degenhardt¹²¹, K.R. Deja¹⁴², A. Deloff⁸⁵, S. Delsanto^{25,131}, W. Deng⁶, P. Dhankher⁴⁹, D. Di Bari³³, A. Di Mauro³⁴, R.A. Diaz⁸, T. Dietel¹²⁴, P. Dillenseger⁶⁸, Y. Ding⁶, R. Divià³⁴, D.U. Dixit¹⁹, Ø. Djuvsland²¹, U. Dmitrieva⁶², A. Dobrin⁶⁷, B. Dönigus⁶⁸, O. Dordic²⁰, A.K. Dubey¹⁴¹, A. Dubla^{90,107}, S. Dudi¹⁰⁰, M. Dukhishyam⁸⁶, P. Dupieux¹³⁴, R.J. Ehlers⁹⁶, V.N. Eikeland²¹, D. Elia⁵³, B. Erazmus¹¹⁵, F. Erhardt⁹⁹, A. Erokhin¹¹³, M.R. Ersdal²¹, B. Espagnon⁷⁸, G. Eulisse³⁴, D. Evans¹¹¹, S. Evdokimov⁹¹, L. Fabbietti¹⁰⁵, M. Faggin²⁸, J. Faivre⁷⁹, F. Fan⁶, A. Fantoni⁵², M. Fasel⁹⁶, P. Fecchio³⁰, A. Feliciello⁵⁹, G. Feofilov¹¹³, A. Fernández Téllez⁴⁵, A. Ferrero¹³⁷, A. Ferretti²⁵, A. Festanti³⁴, V.J.G. Feuillard¹⁰⁴, J. Figiel¹¹⁸, S. Filchagin¹⁰⁹, D. Finogeev⁶²,

F.M. Fionda²¹, G. Fiorenza⁵³, F. Flor¹²⁵, A.N. Flores¹¹⁹, S. Foertsch⁷², P. Foka¹⁰⁷, S. Fokin⁸⁸, E. Fragiaco⁶⁰, U. Frankenfeld¹⁰⁷, U. Fuchs³⁴, C. Furget⁷⁹, A. Furs⁶², M. Fusco Girard²⁹, J.J. Gaardhøje⁸⁹, M. Gagliardi²⁵, A.M. Gago¹¹², A. Gal¹³⁶, C.D. Galvan¹²⁰, P. Ganoti⁸⁴, C. Garabatos¹⁰⁷, J.R.A. Garcia⁴⁵, E. Garcia-Solis¹¹, K. Garg¹¹⁵, C. Gargiulo³⁴, A. Garibli⁸⁷, K. Garner¹⁴⁴, P. Gasik^{105,107}, E.F. Gauger¹¹⁹, M.B. Gay Ducati⁷⁰, M. Germain¹¹⁵, J. Ghosh¹¹⁰, P. Ghosh¹⁴¹, S.K. Ghosh³, M. Giacalone²⁶, P. Gianotti⁵², P. Giubellino^{59,107}, P. Giubilato²⁸, A.M.C. Glaenger¹³⁷, P. Glässel¹⁰⁴, A. Gomez Ramirez⁷⁴, V. Gonzalez^{107,143}, L.H. González-Trueba⁷¹, S. Gorbunov³⁹, L. Görlich¹¹⁸, A. Goswami⁴⁹, S. Gotovac³⁵, V. Grabski⁷¹, L.K. Graczykowski¹⁴², K.L. Graham¹¹¹, L. Greiner⁸⁰, A. Grelli⁶³, C. Grigoras³⁴, V. Grigoriev⁹³, A. Grigoryan¹, S. Grigoryan⁷⁵, O.S. Groettvik²¹, F. Grosa^{30,59}, J.F. Grosse-Oetringhaus³⁴, R. Grosso¹⁰⁷, R. Guernane⁷⁹, M. Guittiere¹¹⁵, K. Gulbrandsen⁸⁹, T. Gunji¹³², A. Gupta¹⁰¹, R. Gupta¹⁰¹, I.B. Guzman⁴⁵, R. Haake¹⁴⁶, M.K. Habib¹⁰⁷, C. Hadjidakis⁷⁸, H. Hamagaki⁸², G. Hamar¹⁴⁵, M. Hamid⁶, R. Hannigan¹¹⁹, M.R. Haque^{63,86}, A. Harlenderova¹⁰⁷, J.W. Harris¹⁴⁶, A. Harton¹¹, J.A. Hasenbichler³⁴, H. Hassan⁹⁶, Q.U. Hassan¹⁴, D. Hatzifotiadou^{10,54}, P. Hauer⁴³, L.B. Havener¹⁴⁶, S. Hayashi¹³², S.T. Heckel¹⁰⁵, E. Hellbär⁶⁸, H. Helstrup³⁶, A. Herghelegiu⁴⁸, T. Herman³⁷, E.G. Hernandez⁴⁵, G. Herrera Corral⁹, F. Herrmann¹⁴⁴, K.F. Hetland³⁶, H. Hillemanns³⁴, C. Hills¹²⁷, B. Hippolyte¹³⁶, B. Hohlweger¹⁰⁵, J. Honermann¹⁴⁴, D. Horak³⁷, A. Hornung⁶⁸, S. Hornung¹⁰⁷, R. Hosokawa^{15,133}, P. Hristov³⁴, C. Huang⁷⁸, C. Hughes¹³⁰, P. Huhn⁶⁸, T.J. Humanic⁹⁷, H. Hushnud¹¹⁰, L.A. Husova¹⁴⁴, N. Hussain⁴², S.A. Hussain¹⁴, D. Hutter³⁹, J.P. Iddon^{34,127}, R. Ilkaev¹⁰⁹, H. Ilyas¹⁴, M. Inaba¹³³, G.M. Innocenti³⁴, M. Ippolitov⁸⁸, A. Isakov⁹⁵, M.S. Islam¹¹⁰, M. Ivanov¹⁰⁷, V. Ivanov⁹⁸, V. Izucheev⁹¹, B. Jacak⁸⁰, N. Jacazio^{34,54}, P.M. Jacobs⁸⁰, S. Jadlovská¹¹⁷, J. Jadlovsky¹¹⁷, S. Jaelani⁶³, C. Jahnke¹²¹, M.J. Jakubowska¹⁴², M.A. Janik¹⁴², T. Janson⁷⁴, M. Jercic⁹⁹, O. Jevons¹¹¹, M. Jin¹²⁵, F. Jonas^{96,144}, P.G. Jones¹¹¹, J. Jung⁶⁸, M. Jung⁶⁸, A. Jusko¹¹¹, P. Kalinak⁶⁴, A. Kalweit³⁴, V. Kaplin⁹³, S. Kar⁶, A. Karasu Uysal⁷⁷, D. Karatovic⁹⁹, O. Karavichev⁶², T. Karavicheva⁶², P. Karczmarczyk¹⁴², E. Karpechev⁶², A. Kazantsev⁸⁸, U. Keschull⁷⁴, R. Keidel⁴⁷, M. Keil³⁴, B. Ketzer⁴³, Z. Khabanova⁹⁰, A.M. Khan⁶, S. Khan¹⁶, A. Khanzadeev⁹⁸, Y. Kharlov⁹¹, A. Khatun¹⁶, A. Khuntia¹¹⁸, B. Kileng³⁶, B. Kim⁶¹, B. Kim¹³³, D. Kim¹⁴⁷, D.J. Kim¹²⁶, E.J. Kim⁷³, H. Kim¹⁷, J. Kim¹⁴⁷, J.S. Kim⁴¹, J. Kim¹⁰⁴, J. Kim¹⁴⁷, J. Kim⁷³, M. Kim¹⁰⁴, S. Kim¹⁸, T. Kim¹⁴⁷, T. Kim¹⁴⁷, S. Kirsch⁶⁸, I. Kisel³⁹, S. Kiselev⁹², A. Kisiel¹⁴², J.L. Klay⁵, C. Klein⁶⁸, J. Klein^{34,59}, S. Klein⁸⁰, C. Klein-Bösing¹⁴⁴, M. Kleiner⁶⁸, T. Klemenz¹⁰⁵, A. Kluge³⁴, M.L. Knichel³⁴, A.G. Knospe¹²⁵, C. Kobdaj¹¹⁶, M.K. Köhler¹⁰⁴, T. Kollegger¹⁰⁷, A. Kondratyev⁷⁵, N. Kondratyeva⁹³, E. Kondratyuk⁹¹, J. König⁶⁸, S.A. Königstorfer¹⁰⁵, P.J. Konopka³⁴, G. Kornakov¹⁴², L. Koska¹¹⁷, O. Kovalenko⁸⁵, V. Kovalenko¹¹³, M. Kowalski¹¹⁸, I. Králik⁶⁴, A. Kravčáková³⁸, L. Kreis¹⁰⁷, M. Krivda^{64,111}, F. Krizek⁹⁵, K. Krizkova Gajdosova³⁷, M. Krüger⁶⁸, E. Kryshen⁹⁸, M. Krzewicki³⁹, A.M. Kubera⁹⁷, V. Kučera^{34,61}, C. Kuhn¹³⁶, P.G. Kuijjer⁹⁰, L. Kumar¹⁰⁰, S. Kundu⁸⁶, P. Kurashvili⁸⁵, A. Kurepin⁶², A.B. Kurepin⁶², A. Kuryakin¹⁰⁹, S. Kuschpil⁹⁵, J. Kvapil¹¹¹, M.J. Kweon⁶¹, J.Y. Kwon⁶¹, Y. Kwon¹⁴⁷, S.L. La Pointe³⁹, P. La Rocca²⁷, Y.S. Lai⁸⁰, M. Lamanna³⁴, R. Langoy¹²⁹, K. Lapidus³⁴, A. Lardeux²⁰, P. Larionov⁵², E. Laudi³⁴, R. Lavicka³⁷, T. Lazareva¹¹³, R. Lea²⁴, L. Leardini¹⁰⁴, J. Lee¹³³, S. Lee¹⁴⁷, S. Lehner¹¹⁴, J. Leibrach³⁹, R.C. Lemmon⁹⁴, I. León Monzón¹²⁰, E.D. Lesser¹⁹, M. Lettrich³⁴, P. Lévai¹⁴⁵, X. Li¹², X.L. Li⁶, J. Lien¹²⁹, R. Lietava¹¹¹, B. Lim¹⁷, V. Lindenstruth³⁹, A. Lindner⁴⁸, C. Lippmann¹⁰⁷, M.A. Lisa⁹⁷, A. Liu¹⁹, J. Liu¹²⁷, S. Liu⁹⁷, W.J. Llope¹⁴³, I.M. Lofnes²¹, V. Loginov⁹³, C. Loizides⁹⁶, P. Loncar³⁵, J.A. Lopez¹⁰⁴, X. Lopez¹³⁴, E. López Torres⁸, J.R. Luhder¹⁴⁴, M. Lunardon²⁸, G. Luparello⁶⁰, Y.G. Ma⁴⁰, A. Maevskaya⁶², M. Mager³⁴, S.M. Mahmood²⁰, T. Mahmoud⁴³, A. Maire¹³⁶, R.D. Majka^{146, i}, M. Malaev⁹⁸, Q.W. Malik²⁰, L. Malinina^{75, iv}, D. Mal'Kevich⁹², P. Malzacher¹⁰⁷, G. Mandaglio^{32,56}, V. Manko⁸⁸, F. Manso¹³⁴, V. Manzari⁵³, Y. Mao⁶, M. Marchisone¹³⁵,

J. Mares⁶⁶, G.V. Margagliotti²⁴, A. Margotti⁵⁴, A. Marín¹⁰⁷, C. Markert¹¹⁹, M. Marquard⁶⁸, C.D. Martin²⁴, N.A. Martin¹⁰⁴, P. Martinengo³⁴, J.L. Martinez¹²⁵, M.I. Martínez⁴⁵, G. Martínez García¹¹⁵, S. Masciocchi¹⁰⁷, M. Masera²⁵, A. Masoni⁵⁵, L. Massacrier⁷⁸, E. Masson¹¹⁵, A. Mastroserio^{53,138}, A.M. Mathis¹⁰⁵, O. Matonoha⁸¹, P.F.T. Matuoka¹²¹, A. Matyja¹¹⁸, C. Mayer¹¹⁸, F. Mazzaschi²⁵, M. Mazzilli⁵³, M.A. Mazzoni⁵⁸, A.F. Mechler⁶⁸, F. Meddi²², Y. Melikyan^{62,93}, A. Menchaca-Rocha⁷¹, C. Mengke⁶, E. Meninno^{29,114}, A.S. Menon¹²⁵, M. Meres¹³, S. Mhlanga¹²⁴, Y. Miake¹³³, L. Micheletti²⁵, L.C. Migliorin¹³⁵, D.L. Mihaylov¹⁰⁵, K. Mikhaylov^{75,92}, A.N. Mishra⁶⁹, D. Miśkowiec¹⁰⁷, A. Modak³, N. Mohammadi³⁴, A.P. Mohanty⁶³, B. Mohanty⁸⁶, M. Mohisin Khan^{16,v}, Z. Moravcova⁸⁹, C. Mordasini¹⁰⁵, D.A. Moreira De Godoy¹⁴⁴, L.A.P. Moreno⁴⁵, I. Morozov⁶², A. Morsch³⁴, T. Mrnjavac³⁴, V. Muccifora⁵², E. Mudnic³⁵, D. Mühlheim¹⁴⁴, S. Muhuri¹⁴¹, J.D. Mulligan⁸⁰, A. Mulliri^{23,55}, M.G. Munhoz¹²¹, R.H. Munzer⁶⁸, H. Murakami¹³², S. Murray¹²⁴, L. Musa³⁴, J. Musinsky⁶⁴, C.J. Myers¹²⁵, J.W. Myrcha¹⁴², B. Naik⁴⁹, R. Nair⁸⁵, B.K. Nandi⁴⁹, R. Nania^{10,54}, E. Nappi⁵³, M.U. Naru¹⁴, A.F. Nassirpour⁸¹, C. Nattrass¹³⁰, R. Nayak⁴⁹, T.K. Nayak⁸⁶, S. Nazarenko¹⁰⁹, A. Neagu²⁰, R.A. Negrao De Oliveira⁶⁸, L. Nellen⁶⁹, S.V. Nesbo³⁶, G. Neskovic³⁹, D. Nesterov¹¹³, L.T. Neumann¹⁴², B.S. Nielsen⁸⁹, S. Nikolaev⁸⁸, S. Nikulin⁸⁸, V. Nikulin⁹⁸, F. Noferini^{10,54}, P. Nomokonov⁷⁵, J. Norman^{79,127}, N. Novitzky¹³³, P. Nowakowski¹⁴², A. Nyanin⁸⁸, J. Nystrand²¹, M. Ogino⁸², A. Ohlson⁸¹, J. Oleniacz¹⁴², A.C. Oliveira Da Silva¹³⁰, M.H. Oliver¹⁴⁶, C. Oppedisano⁵⁹, A. Ortiz Velasquez⁶⁹, A. Oskarsson⁸¹, J. Otwinowski¹¹⁸, K. Oyama⁸², Y. Pachmayer¹⁰⁴, V. Pacik⁸⁹, S. Padhan⁴⁹, D. Pagano¹⁴⁰, G. Paic⁶⁹, J. Pan¹⁴³, S. Panebianco¹³⁷, P. Pareek^{50,141}, J. Park⁶¹, J.E. Parkkila¹²⁶, S. Parmar¹⁰⁰, S.P. Pathak¹²⁵, B. Paul²³, J. Pazzini¹⁴⁰, H. Pei⁶, T. Peitzmann⁶³, X. Peng⁶, L.G. Pereira⁷⁰, H. Pereira Da Costa¹³⁷, D. Peresunko⁸⁸, G.M. Perez⁸, S. Perrin¹³⁷, Y. Pestov⁴, V. Petráček³⁷, M. Petrovici⁴⁸, R.P. Pezzi⁷⁰, S. Piano⁶⁰, M. Pikna¹³, P. Pillot¹¹⁵, O. Pinazza^{34,54}, L. Pinsky¹²⁵, C. Pinto²⁷, S. Pisano^{10,52}, D. Pistone⁵⁶, M. Płoskoń⁸⁰, M. Planinic⁹⁹, F. Pliquett⁶⁸, M.G. Poghosyan⁹⁶, B. Polichtchouk⁹¹, N. Poljak⁹⁹, A. Pop⁴⁸, S. Porteboeuf-Houssais¹³⁴, V. Pozdniakov⁷⁵, S.K. Prasad³, R. Preghenella⁵⁴, F. Prino⁵⁹, C.A. Pruneau¹⁴³, I. Pshenichnov⁶², M. Puccio³⁴, J. Putschke¹⁴³, S. Qiu⁹⁰, L. Quaglia²⁵, R.E. Quishpe¹²⁵, S. Ragoni¹¹¹, S. Raha³, S. Rajput¹⁰¹, J. Rak¹²⁶, A. Rakotozafindrabe¹³⁷, L. Ramello³¹, F. Rami¹³⁶, S.A.R. Ramirez⁴⁵, R. Raniwala¹⁰², S. Raniwala¹⁰², S.S. Räsänen⁴⁴, R. Rath⁵⁰, V. Ratza⁴³, I. Ravasenga⁹⁰, K.F. Read^{96,130}, A.R. Redelbach³⁹, K. Redlich^{85,vi}, A. Rehman²¹, P. Reichelt⁶⁸, F. Reidt³⁴, X. Ren⁶, R. Renfordt⁶⁸, Z. Rescakova³⁸, K. Reygers¹⁰⁴, A. Riabov⁹⁸, V. Riabov⁹⁸, T. Richert^{81,89}, M. Richter²⁰, P. Riedler³⁴, W. Riegler³⁴, F. Riggi²⁷, C. Ristea⁶⁷, S.P. Rode⁵⁰, M. Rodríguez Cahuantzi⁴⁵, K. Røed²⁰, R. Rogalev⁹¹, E. Rogochaya⁷⁵, D. Rohr³⁴, D. Röhrich²¹, P.F. Rojas⁴⁵, P.S. Rokita¹⁴², F. Ronchetti⁵², A. Rosano⁵⁶, E.D. Rosas⁶⁹, K. Roslon¹⁴², A. Rossi^{28,57}, A. Rotondi¹³⁹, A. Roy⁵⁰, P. Roy¹¹⁰, O.V. Rueda⁸¹, R. Rui²⁴, B. Rumyantsev⁷⁵, A. Rustamov⁸⁷, E. Ryabinkin⁸⁸, Y. Ryabov⁹⁸, A. Rybicki¹¹⁸, H. Rytönen¹²⁶, O.A.M. Saarimaki⁴⁴, R. Sadek¹¹⁵, S. Sadhu¹⁴¹, S. Sadovsky⁹¹, K. Šafařík³⁷, S.K. Saha¹⁴¹, B. Sahoo⁴⁹, P. Sahoo⁴⁹, R. Sahoo⁵⁰, S. Sahoo⁶⁵, P.K. Sahu⁶⁵, J. Saini¹⁴¹, S. Sakai¹³³, S. Sambyal¹⁰¹, V. Samsonov^{93,98}, D. Sarkar¹⁴³, N. Sarkar¹⁴¹, P. Sarma⁴², V.M. Sarti¹⁰⁵, M.H.P. Sas⁶³, E. Scapparone⁵⁴, J. Schambach¹¹⁹, H.S. Scheid⁶⁸, C. Schiaua⁴⁸, R. Schicker¹⁰⁴, A. Schmah¹⁰⁴, C. Schmidt¹⁰⁷, H.R. Schmidt¹⁰³, M.O. Schmidt¹⁰⁴, M. Schmidt¹⁰³, N.V. Schmidt^{68,96}, A.R. Schmier¹³⁰, J. Schukraft⁸⁹, Y. Schutz¹³⁶, K. Schwarz¹⁰⁷, K. Schweda¹⁰⁷, G. Scioli²⁶, E. Scomparin⁵⁹, J.E. Seger¹⁵, Y. Sekiguchi¹³², D. Sekihata¹³², I. Selyuzhenkov^{93,107}, S. Senyukov¹³⁶, D. Serebryakov⁶², A. Sevcenco⁶⁷, A. Shabanov⁶², A. Shabetai¹¹⁵, R. Shahoyan³⁴, W. Shaikh¹¹⁰, A. Shangaraev⁹¹, A. Sharma¹⁰⁰, A. Sharma¹⁰¹, H. Sharma¹¹⁸, M. Sharma¹⁰¹, N. Sharma¹⁰⁰, S. Sharma¹⁰¹, O. Sheibani¹²⁵, K. Shigaki⁴⁶, M. Shimomura⁸³, S. Shirinkin⁹², Q. Shou⁴⁰, Y. Sibiriyak⁸⁸, S. Siddhanta⁵⁵, T. Siemiarczuk⁸⁵, D. Silvermyr⁸¹, G. Simatovic⁹⁰, G. Simonetti³⁴, B. Singh¹⁰⁵, R. Singh⁸⁶, R. Singh¹⁰¹, R. Singh⁵⁰, V.K. Singh¹⁴¹, V. Singhal¹⁴¹,

T. Sinha¹¹⁰, B. Sitar¹³, M. Sitta³¹, T.B. Skaali²⁰, M. Slupecki⁴⁴, N. Smirnov¹⁴⁶,
R.J.M. Snellings⁶³, C. Soncco¹¹², J. Song¹²⁵, A. Songmoolnak¹¹⁶, F. Soramel²⁸, S. Sorensen¹³⁰,
I. Sputowska¹¹⁸, J. Stachel¹⁰⁴, I. Stan⁶⁷, P.J. Steffanic¹³⁰, E. Stenlund⁸¹, S.F. Stiefelmaier¹⁰⁴,
D. Stocco¹¹⁵, M.M. Storetvedt³⁶, L.D. Stritto²⁹, A.A.P. Suaide¹²¹, T. Sugitate⁴⁶, C. Suire⁷⁸,
M. Suleymanov¹⁴, M. Suljic³⁴, R. Sultanov⁹², M. Šumbera⁹⁵, V. Sumberia¹⁰¹, S. Sumowidagdo⁵¹,
S. Swain⁶⁵, A. Szabo¹³, I. Szarka¹³, U. Tabassam¹⁴, S.F. Taghavi¹⁰⁵, G. Taillepied¹³⁴,
J. Takahashi¹²², G.J. Tambave²¹, S. Tang^{6,134}, M. Tarhini¹¹⁵, M.G. Tarzila⁴⁸, A. Tauro³⁴,
G. Tejada Muñoz⁴⁵, A. Telesca³⁴, L. Terlizzi²⁵, C. Terrevoli¹²⁵, D. Thakur⁵⁰, S. Thakur¹⁴¹,
D. Thomas¹¹⁹, F. Thoresen⁸⁹, R. Tieulent¹³⁵, A. Tikhonov⁶², A.R. Timmins¹²⁵, A. Toia⁶⁸,
N. Topilskaya⁶², M. Toppi⁵², F. Torales-Acosta¹⁹, S.R. Torres³⁷, A. Trifiro^{32,56}, S. Tripathy^{50,69},
T. Tripathy⁴⁹, S. Trogolo²⁸, G. Trombetta³³, L. Tropp³⁸, V. Trubnikov², W.H. Trzaska¹²⁶,
T.P. Trzcinski¹⁴², B.A. Trzeciak^{37,63}, A. Tumkin¹⁰⁹, R. Turrisi⁵⁷, T.S. Tveter²⁰, K. Ullaland²¹,
E.N. Umaka¹²⁵, A. Uras¹³⁵, G.L. Usai²³, M. Vala³⁸, N. Valle¹³⁹, S. Vallero⁵⁹, N. van der Kolk⁶³,
L.V.R. van Doremalen⁶³, M. van Leeuwen⁶³, P. Vande Vyvre³⁴, D. Varga¹⁴⁵, Z. Varga¹⁴⁵,
M. Varga-Kofarago¹⁴⁵, A. Vargas⁴⁵, M. Vasileiou⁸⁴, A. Vasiliev⁸⁸, O. Vázquez Doce¹⁰⁵,
V. Vechernin¹¹³, E. Vercellin²⁵, S. Vergara Limón⁴⁵, L. Vermunt⁶³, R. Vernet⁷, R. Vértesi¹⁴⁵,
L. Vickovic³⁵, Z. Vilakazi¹³¹, O. Villalobos Baillie¹¹¹, G. Vino⁵³, A. Vinogradov⁸⁸, T. Virgili²⁹,
V. Vislavicius⁸⁹, A. Vodopyanov⁷⁵, B. Volkel³⁴, M.A. Völkl¹⁰³, K. Voloshin⁹², S.A. Voloshin¹⁴³,
G. Volpe³³, B. von Haller³⁴, I. Vorobyev¹⁰⁵, D. Voscek¹¹⁷, J. Vrláková³⁸, B. Wagner²¹,
M. Weber¹¹⁴, S.G. Weber¹⁴⁴, A. Wegrzynek³⁴, S.C. Wenzel³⁴, J.P. Wessels¹⁴⁴, J. Wiechula⁶⁸,
J. Wikne²⁰, G. Wilk⁸⁵, J. Wilkinson¹⁰, G.A. Willems¹⁴⁴, E. Willsher¹¹¹, B. Windelband¹⁰⁴,
M. Winn¹³⁷, W.E. Witt¹³⁰, J.R. Wright¹¹⁹, Y. Wu¹²⁸, R. Xu⁶, S. Yalcin⁷⁷, Y. Yamaguchi⁴⁶,
K. Yamakawa⁴⁶, S. Yang²¹, S. Yano¹³⁷, Z. Yin⁶, H. Yokoyama⁶³, I.-K. Yoo¹⁷, J.H. Yoon⁶¹,
S. Yuan²¹, A. Yuncu¹⁰⁴, V. Yurchenko², V. Zaccolo²⁴, A. Zaman¹⁴, C. Zampolli³⁴,
H.J.C. Zanoli⁶³, N. Zardoshti³⁴, A. Zarochentsev¹¹³, P. Závada⁶⁶, N. Zaviyalov¹⁰⁹,
H. Zbroszczyk¹⁴², M. Zhalov⁹⁸, S. Zhang⁴⁰, X. Zhang⁶, Z. Zhang⁶, V. Zherebchevskii¹¹³, Y. Zhi¹²,
D. Zhou⁶, Y. Zhou⁸⁹, Z. Zhou²¹, J. Zhu^{6,107}, Y. Zhu⁶, A. Zichichi^{10,26}, G. Zinovjev², N. Zurlo¹⁴⁰,

ⁱ Deceased

ⁱⁱ Italian National Agency for New Technologies, Energy and Sustainable Economic Development (ENEA), Bologna, Italy

ⁱⁱⁱ Dipartimento DET del Politecnico di Torino, Turin, Italy

^{iv} M.V. Lomonosov Moscow State University, D.V. Skobeltsyn Institute of Nuclear, Physics, Moscow, Russia

^v Department of Applied Physics, Aligarh Muslim University, Aligarh, India

^{vi} Institute of Theoretical Physics, University of Wrocław, Poland

¹ A.I. Alikhanyan National Science Laboratory (Yerevan Physics Institute) Foundation, Yerevan, Armenia

² Bogolyubov Institute for Theoretical Physics, National Academy of Sciences of Ukraine, Kiev, Ukraine

³ Bose Institute, Department of Physics and Centre for Astroparticle Physics and Space Science (CAPSS), Kolkata, India

⁴ Budker Institute for Nuclear Physics, Novosibirsk, Russia

⁵ California Polytechnic State University, San Luis Obispo, California, United States

⁶ Central China Normal University, Wuhan, China

⁷ Centre de Calcul de l'IN2P3, Villeurbanne, Lyon, France

⁸ Centro de Aplicaciones Tecnológicas y Desarrollo Nuclear (CEADEN), Havana, Cuba

⁹ Centro de Investigación y de Estudios Avanzados (CINVESTAV), Mexico City and Mérida, Mexico

- ¹⁰ *Centro Fermi — Museo Storico della Fisica e Centro Studi e Ricerche “Enrico Fermi”, Rome, Italy*
- ¹¹ *Chicago State University, Chicago, Illinois, United States*
- ¹² *China Institute of Atomic Energy, Beijing, China*
- ¹³ *Comenius University Bratislava, Faculty of Mathematics, Physics and Informatics, Bratislava, Slovakia*
- ¹⁴ *COMSATS University Islamabad, Islamabad, Pakistan*
- ¹⁵ *Creighton University, Omaha, Nebraska, United States*
- ¹⁶ *Department of Physics, Aligarh Muslim University, Aligarh, India*
- ¹⁷ *Department of Physics, Pusan National University, Pusan, Republic of Korea*
- ¹⁸ *Department of Physics, Sejong University, Seoul, Republic of Korea*
- ¹⁹ *Department of Physics, University of California, Berkeley, California, United States*
- ²⁰ *Department of Physics, University of Oslo, Oslo, Norway*
- ²¹ *Department of Physics and Technology, University of Bergen, Bergen, Norway*
- ²² *Dipartimento di Fisica dell’Università ‘La Sapienza’ and Sezione INFN, Rome, Italy*
- ²³ *Dipartimento di Fisica dell’Università and Sezione INFN, Cagliari, Italy*
- ²⁴ *Dipartimento di Fisica dell’Università and Sezione INFN, Trieste, Italy*
- ²⁵ *Dipartimento di Fisica dell’Università and Sezione INFN, Turin, Italy*
- ²⁶ *Dipartimento di Fisica e Astronomia dell’Università and Sezione INFN, Bologna, Italy*
- ²⁷ *Dipartimento di Fisica e Astronomia dell’Università and Sezione INFN, Catania, Italy*
- ²⁸ *Dipartimento di Fisica e Astronomia dell’Università and Sezione INFN, Padova, Italy*
- ²⁹ *Dipartimento di Fisica ‘E.R. Caianiello’ dell’Università and Gruppo Collegato INFN, Salerno, Italy*
- ³⁰ *Dipartimento DISAT del Politecnico and Sezione INFN, Turin, Italy*
- ³¹ *Dipartimento di Scienze e Innovazione Tecnologica dell’Università del Piemonte Orientale and INFN Sezione di Torino, Alessandria, Italy*
- ³² *Dipartimento di Scienze MIFT, Università di Messina, Messina, Italy*
- ³³ *Dipartimento Interateneo di Fisica ‘M. Merlin’ and Sezione INFN, Bari, Italy*
- ³⁴ *European Organization for Nuclear Research (CERN), Geneva, Switzerland*
- ³⁵ *Faculty of Electrical Engineering, Mechanical Engineering and Naval Architecture, University of Split, Split, Croatia*
- ³⁶ *Faculty of Engineering and Science, Western Norway University of Applied Sciences, Bergen, Norway*
- ³⁷ *Faculty of Nuclear Sciences and Physical Engineering, Czech Technical University in Prague, Prague, Czech Republic*
- ³⁸ *Faculty of Science, P.J. Šafárik University, Košice, Slovakia*
- ³⁹ *Frankfurt Institute for Advanced Studies, Johann Wolfgang Goethe-Universität Frankfurt, Frankfurt, Germany*
- ⁴⁰ *Fudan University, Shanghai, China*
- ⁴¹ *Gangneung-Wonju National University, Gangneung, Republic of Korea*
- ⁴² *Gauhati University, Department of Physics, Guwahati, India*
- ⁴³ *Helmholtz-Institut für Strahlen- und Kernphysik, Rheinische Friedrich-Wilhelms-Universität Bonn, Bonn, Germany*
- ⁴⁴ *Helsinki Institute of Physics (HIP), Helsinki, Finland*
- ⁴⁵ *High Energy Physics Group, Universidad Autónoma de Puebla, Puebla, Mexico*
- ⁴⁶ *Hiroshima University, Hiroshima, Japan*
- ⁴⁷ *Hochschule Worms, Zentrum für Technologietransfer und Telekommunikation (ZTT), Worms, Germany*
- ⁴⁸ *Horia Hulubei National Institute of Physics and Nuclear Engineering, Bucharest, Romania*
- ⁴⁹ *Indian Institute of Technology Bombay (IIT), Mumbai, India*
- ⁵⁰ *Indian Institute of Technology Indore, Indore, India*
- ⁵¹ *Indonesian Institute of Sciences, Jakarta, Indonesia*
- ⁵² *INFN, Laboratori Nazionali di Frascati, Frascati, Italy*
- ⁵³ *INFN, Sezione di Bari, Bari, Italy*

- 54 INFN, Sezione di Bologna, Bologna, Italy
55 INFN, Sezione di Cagliari, Cagliari, Italy
56 INFN, Sezione di Catania, Catania, Italy
57 INFN, Sezione di Padova, Padova, Italy
58 INFN, Sezione di Roma, Rome, Italy
59 INFN, Sezione di Torino, Turin, Italy
60 INFN, Sezione di Trieste, Trieste, Italy
61 Inha University, Incheon, Republic of Korea
62 Institute for Nuclear Research, Academy of Sciences, Moscow, Russia
63 Institute for Subatomic Physics, Utrecht University/Nikhef, Utrecht, Netherlands
64 Institute of Experimental Physics, Slovak Academy of Sciences, Košice, Slovakia
65 Institute of Physics, Homi Bhabha National Institute, Bhubaneswar, India
66 Institute of Physics of the Czech Academy of Sciences, Prague, Czech Republic
67 Institute of Space Science (ISS), Bucharest, Romania
68 Institut für Kernphysik, Johann Wolfgang Goethe-Universität Frankfurt, Frankfurt, Germany
69 Instituto de Ciencias Nucleares, Universidad Nacional Autónoma de México, Mexico City, Mexico
70 Instituto de Física, Universidade Federal do Rio Grande do Sul (UFRGS), Porto Alegre, Brazil
71 Instituto de Física, Universidad Nacional Autónoma de México, Mexico City, Mexico
72 iThemba LABS, National Research Foundation, Somerset West, South Africa
73 Jeonbuk National University, Jeonju, Republic of Korea
74 Johann-Wolfgang-Goethe Universität Frankfurt Institut für Informatik, Fachbereich Informatik und Mathematik, Frankfurt, Germany
75 Joint Institute for Nuclear Research (JINR), Dubna, Russia
76 Korea Institute of Science and Technology Information, Daejeon, Republic of Korea
77 KTO Karatay University, Konya, Turkey
78 Laboratoire de Physique des 2 Infinis, Irène Joliot-Curie, Orsay, France
79 Laboratoire de Physique Subatomique et de Cosmologie, Université Grenoble-Alpes, CNRS-IN2P3, Grenoble, France
80 Lawrence Berkeley National Laboratory, Berkeley, California, United States
81 Lund University Department of Physics, Division of Particle Physics, Lund, Sweden
82 Nagasaki Institute of Applied Science, Nagasaki, Japan
83 Nara Women's University (NWU), Nara, Japan
84 National and Kapodistrian University of Athens, School of Science, Department of Physics , Athens, Greece
85 National Centre for Nuclear Research, Warsaw, Poland
86 National Institute of Science Education and Research, Homi Bhabha National Institute, Jatni, India
87 National Nuclear Research Center, Baku, Azerbaijan
88 National Research Centre Kurchatov Institute, Moscow, Russia
89 Niels Bohr Institute, University of Copenhagen, Copenhagen, Denmark
90 Nikhef, National institute for subatomic physics, Amsterdam, Netherlands
91 NRC Kurchatov Institute IHEP, Protvino, Russia
92 NRC "Kurchatov" Institute — ITEP, Moscow, Russia
93 NRNU Moscow Engineering Physics Institute, Moscow, Russia
94 Nuclear Physics Group, STFC Daresbury Laboratory, Daresbury, United Kingdom
95 Nuclear Physics Institute of the Czech Academy of Sciences, Řež u Prahy, Czech Republic
96 Oak Ridge National Laboratory, Oak Ridge, Tennessee, United States
97 Ohio State University, Columbus, Ohio, United States
98 Petersburg Nuclear Physics Institute, Gatchina, Russia
99 Physics department, Faculty of science, University of Zagreb, Zagreb, Croatia
100 Physics Department, Panjab University, Chandigarh, India
101 Physics Department, University of Jammu, Jammu, India
102 Physics Department, University of Rajasthan, Jaipur, India

- 103 *Physikalisches Institut, Eberhard-Karls-Universität Tübingen, Tübingen, Germany*
 104 *Physikalisches Institut, Ruprecht-Karls-Universität Heidelberg, Heidelberg, Germany*
 105 *Physik Department, Technische Universität München, Munich, Germany*
 106 *Politecnico di Bari, Bari, Italy*
 107 *Research Division and ExtreMe Matter Institute EMMI, GSI Helmholtzzentrum für
Schwerionenforschung GmbH, Darmstadt, Germany*
 108 *Rudjer Bošković Institute, Zagreb, Croatia*
 109 *Russian Federal Nuclear Center (VNIIEF), Sarov, Russia*
 110 *Saha Institute of Nuclear Physics, Homi Bhabha National Institute, Kolkata, India*
 111 *School of Physics and Astronomy, University of Birmingham, Birmingham, United Kingdom*
 112 *Sección Física, Departamento de Ciencias, Pontificia Universidad Católica del Perú, Lima, Peru*
 113 *St. Petersburg State University, St. Petersburg, Russia*
 114 *Stefan Meyer Institut für Subatomare Physik (SMI), Vienna, Austria*
 115 *SUBATECH, IMT Atlantique, Université de Nantes, CNRS-IN2P3, Nantes, France*
 116 *Suranaree University of Technology, Nakhon Ratchasima, Thailand*
 117 *Technical University of Košice, Košice, Slovakia*
 118 *The Henryk Niewodniczanski Institute of Nuclear Physics, Polish Academy of Sciences, Cracow,
Poland*
 119 *The University of Texas at Austin, Austin, Texas, United States*
 120 *Universidad Autónoma de Sinaloa, Culiacán, Mexico*
 121 *Universidade de São Paulo (USP), São Paulo, Brazil*
 122 *Universidade Estadual de Campinas (UNICAMP), Campinas, Brazil*
 123 *Universidade Federal do ABC, Santo Andre, Brazil*
 124 *University of Cape Town, Cape Town, South Africa*
 125 *University of Houston, Houston, Texas, United States*
 126 *University of Jyväskylä, Jyväskylä, Finland*
 127 *University of Liverpool, Liverpool, United Kingdom*
 128 *University of Science and Technology of China, Hefei, China*
 129 *University of South-Eastern Norway, Tonsberg, Norway*
 130 *University of Tennessee, Knoxville, Tennessee, United States*
 131 *University of the Witwatersrand, Johannesburg, South Africa*
 132 *University of Tokyo, Tokyo, Japan*
 133 *University of Tsukuba, Tsukuba, Japan*
 134 *Université Clermont Auvergne, CNRS/IN2P3, LPC, Clermont-Ferrand, France*
 135 *Université de Lyon, Université Lyon 1, CNRS/IN2P3, IPN-Lyon, Villeurbanne, Lyon, France*
 136 *Université de Strasbourg, CNRS, IPHC UMR 7178, F-67000 Strasbourg, France, Strasbourg, France*
 137 *Université Paris-Saclay Centre d'Etudes de Saclay (CEA), IRFU, Département de Physique
Nucléaire (DPhN), Saclay, France*
 138 *Università degli Studi di Foggia, Foggia, Italy*
 139 *Università degli Studi di Pavia, Pavia, Italy*
 140 *Università di Brescia, Brescia, Italy*
 141 *Variable Energy Cyclotron Centre, Homi Bhabha National Institute, Kolkata, India*
 142 *Warsaw University of Technology, Warsaw, Poland*
 143 *Wayne State University, Detroit, Michigan, United States*
 144 *Westfälische Wilhelms-Universität Münster, Institut für Kernphysik, Münster, Germany*
 145 *Wigner Research Centre for Physics, Budapest, Hungary*
 146 *Yale University, New Haven, Connecticut, United States*
 147 *Yonsei University, Seoul, Republic of Korea*