

Parameter space exploration of the minimal SU(5) unificatio

Doršner, Ilja; Džaferović-Mašić, Emina; Saad, Shaikh

Source / Izvornik: **Physical Review D, 2021, 104**

Journal article, Published version

Rad u časopisu, Objavljena verzija rada (izdavačev PDF)

<https://doi.org/10.1103/PhysRevD.104.015023>

Permanent link / Trajna poveznica: <https://urn.nsk.hr/urn:nbn:hr:217:177030>

Rights / Prava: [Attribution 4.0 International](#)/[Imenovanje 4.0 međunarodna](#)

Download date / Datum preuzimanja: **2024-12-20**



Repository / Repozitorij:

[Repository of the Faculty of Science - University of Zagreb](#)



Parameter space exploration of the minimal $SU(5)$ unification

Ilja Doršner^{1,2,*} Emina Džaferović-Mašić,^{3,†} and Shaikh Saad^{4,‡}

¹University of Split, Faculty of Electrical Engineering, Mechanical Engineering and Naval Architecture in Split (FESB), Ruđera Boškovića 32, HR-21000 Split, Croatia

²CERN, Theoretical Physics Department, CH-1211 Geneva 23, Switzerland

³University of Zagreb, Faculty of Science, Department of Physics, Bijenička cesta 32, HR-10000 Zagreb, Croatia

⁴Department of Physics, University of Basel, Klingelbergstrasse 82, CH-4056 Basel, Switzerland



(Received 11 May 2021; accepted 22 June 2021; published 15 July 2021)

We present a phenomenological study of the most minimal realistic $SU(5)$ model that owns its predictivity solely to the gauge symmetry and the representational content. The model is built entirely out of the fields residing in the first five lowest dimensional representations that transform nontrivially under the $SU(5)$ gauge group. It has 18 real parameters and 14 phases, all in all, to address experimental observables of the Standard Model fermions and accomplishes that via simultaneous use of three different mass generation mechanisms. Furthermore, it inextricably links the origin of the neutrino mass to the experimentally observed difference between the down-type quark and charged lepton masses. The main predictions of the model are that (i) the neutrinos are Majorana particles, (ii) one neutrino is massless, (iii) the neutrinos have normal mass ordering, and (iv) there are four new scalar multiplets at or below a 120 TeV mass scale. A one-loop analysis demonstrates that an improvement of the current $p \rightarrow \pi^0 e^+$ partial lifetime limit by a factor of 2, 15, and 96 would require these four scalar multiplets to reside at or below the 100, 10, and 1 TeV mass scales, respectively.

DOI: [10.1103/PhysRevD.104.015023](https://doi.org/10.1103/PhysRevD.104.015023)

I. INTRODUCTION

One of the recurring themes within the elementary particle physics model building community is a quest for simplicity of the proposed scenarios. The premise behind this approach to the model building is that the simpler the scenario is the more predictive and thus testable it becomes. We put to the test this expectation by studying the predictions of the most minimal renormalizable $SU(5)$ model in the literature to date that is still viable [1]. We survey the entire parameter space of this model in order to spell out accurate predictions and phenomenological signatures that originate solely from its structure without referral to any additional symmetries and/or assumptions whatsoever.

The main predictions of the model are that (i) the neutrinos are Majorana particles, (ii) one neutrino is massless, (iii) the neutrino mass ordering corresponds to

the normal hierarchy, and (iv) there exists a direct link between experimental bound on the proton decay lifetime, as provided by the measurement of the $p \rightarrow \pi^0 e^+$ channel, and the upper bound on the most easily accessible mass scale of new physics. Namely, a one-loop analysis stipulates the existence of four new scalar multiplets at or below a 120 TeV mass scale. In fact, an improvement of the current $p \rightarrow \pi^0 e^+$ partial lifetime limit by a factor of 2, 15, and 96 would require these four scalar multiplets to reside below the 100, 10, and 1 TeV mass scales, respectively.

Other notable virtues of the model are as follows. The model has 18 real parameters and 14 phases, all in all, to address experimentally accessible properties associated with the Standard Model fermions such as masses, mixing angles, CP violating phases, and Majorana phases. It is entirely built out of the first five nontrivial $SU(5)$ representations of the lowest lying dimensionalities. It has only one multiplet that can be identified as the Standard Model Higgs doublet while the proton decay mediating fields are exactly the ones as in the original Georgi-Glashow model [2].

A simplicity of the model can also be observed from the fact that the neutrino mass matrix is built out of two rank-one matrices whereas the mismatch between the masses of the down-type quarks and charged leptons is given by a single rank-one matrix, where these three matrices have one

*dorsner@fesb.hr

†eminadz@gmail.com

‡shaikh.saad@unibas.ch

Published by the American Physical Society under the terms of the [Creative Commons Attribution 4.0 International license](https://creativecommons.org/licenses/by/4.0/). Further distribution of this work must maintain attribution to the author(s) and the published article's title, journal citation, and DOI. Funded by SCOAP³.

TABLE I. The field content, β -function coefficients, and the associated nomenclature at both the $SU(5)$ and the Standard Model levels. $i(= 1, 2, 3)$ is a generation index.

$SU(5)$	Standard Model	(b_3, b_2, b_1)	$SU(5)$	Standard Model	(b_3, b_2, b_1)
$5_H \equiv \Lambda$	$\Lambda_1(1, 2, \frac{1}{2})$	$(0, \frac{1}{6}, \frac{1}{10})$	$\bar{5}_{F_i} \equiv F_i$	$L_i(1, 2, -\frac{1}{2})$	$(0, 1, \frac{3}{5})$
	$\Lambda_3(3, 1, -\frac{1}{3})$	$(\frac{1}{6}, 0, \frac{1}{15})$		$d_i^c(\bar{3}, 1, \frac{1}{3})$	$(1, 0, \frac{2}{5})$
	$\phi_0(1, 1, 0)$	$(0, 0, 0)$		$Q_i(3, 2, \frac{1}{6})$	$(2, 3, \frac{1}{5})$
$24_H \equiv \phi$	$\phi_1(1, 3, 0)$	$(0, \frac{1}{3}, 0)$	$10_{F_i} \equiv T_i$	$d_i^c(\bar{3}, 1, -\frac{2}{3})$	$(1, 0, \frac{8}{5})$
	$\phi_3(3, 2, -\frac{5}{6})$	$(\frac{1}{6}, \frac{1}{4}, \frac{5}{12})$		$e_i^c(1, 1, 1)$	$(0, 0, \frac{6}{5})$
	$\phi_{\bar{3}}(\bar{3}, 2, \frac{5}{6})$	$(\frac{1}{6}, \frac{1}{4}, \frac{5}{12})$		$\Sigma_1(1, 3, 1)$	$(0, \frac{4}{3}, \frac{6}{5})$
	$\phi_8(8, 1, 0)$	$(\frac{1}{2}, 0, 0)$		$\Sigma_3(3, 2, \frac{1}{6})$	$(\frac{2}{3}, 1, \frac{1}{15})$
$35_H \equiv \Phi$	$\Phi_1(1, 4, -\frac{3}{2})$	$(0, \frac{5}{3}, \frac{2}{5})$	$\bar{15}_F \equiv \bar{\Sigma}$	$\Sigma_6(6, 1, -\frac{2}{3})$	$(\frac{5}{3}, 0, \frac{16}{15})$
	$\Phi_3(\bar{3}, 3, -\frac{2}{3})$	$(\frac{1}{2}, 2, \frac{4}{5})$		$\bar{\Sigma}_1(1, 3, -1)$	$(0, \frac{4}{3}, \frac{6}{5})$
	$\Phi_6(\bar{6}, 2, \frac{1}{6})$	$(\frac{5}{3}, 1, \frac{1}{15})$		$\bar{\Sigma}_3(\bar{3}, 2, -\frac{1}{6})$	$(\frac{2}{3}, 1, \frac{1}{15})$
	$\Phi_{10}(\bar{10}, 1, 1)$	$(\frac{2}{2}, 0, 2)$		$\bar{\Sigma}_6(\bar{6}, 1, \frac{2}{3})$	$(\frac{2}{3}, 0, \frac{16}{15})$

row matrix in common. It is not only that both the neutrino masses and the observed difference between the masses of the down-type quarks and charged leptons are generated in the most minimal way possible but that they are inextricably linked to each other. This places significant constraints on the model parameters as we discuss in detail later on. It also limits a range of viable values for the CP phase in the neutrino sector.

The manuscript should be seen as a comprehensive extension of the previous analysis of this model [1] and is organized as follows. In Sec. II we discuss the specifics of the model, such as the particle content and the associated interactions, symmetry breaking effects pertinent to gauge coupling unification, and mass generation mechanisms, to set the stage for the numerical analysis. The procedures behind the numerical study are subsequently discussed and the main results presented in Sec. III. We finally conclude in Sec. IV.

II. THE MODEL DESCRIPTION

A. Particle content and notation

The model is built out of 5_H , 24_H , 35_H , $\bar{5}_{F_i}$, 10_{F_i} , 15_F , $\bar{15}_F$, and 24_V , where subscripts H , F , and V denote representations comprising scalars, fermions, and gauge bosons, respectively, and $i(= 1, 2, 3)$ is the generation index. This model extends the particle content of

the original Georgi-Glashow model [2] with one scalar representation, i.e., 35_H , and one vectorlike fermion representation comprising 15_F and $\bar{15}_F$. These two additions overcome three shortcomings of the original Georgi-Glashow model. Namely, these representations (a) generate realistic neutrino masses, (b) create experimentally observed mismatch between the masses of the down-type quarks and charged leptons, and (c) provide viable gauge coupling unification. That is, in a nutshell, the main source of predictivity of this model.

We summarize the particle content and symbolic notation for the aforementioned irreducible representations and their decompositions under the Standard Model gauge group $SU(3) \times SU(2) \times U(1)$ in Table I.

The symmetry breaking chain is the same as in the original Georgi-Glashow model, i.e., $SU(5) \rightarrow SU(3) \times SU(2) \times U(1) \rightarrow SU(3) \times U(1)_{\text{em}}$, and the relevant vacuum expectation values are $\langle 24_H \rangle = v_{24}/\sqrt{15} \text{diag}(1, 1, 1, -3/2, -3/2)$ and $\langle 5_H \rangle = (0000 v_5)^T$, where $v_5 (= 174.104 \text{ GeV})$ is the Standard Model vacuum expectation value. (The effects associated with vacuum expectation values of the electrically neutral components of ϕ_1 and Φ_1 scalars are considered to be negligible.)

The Lagrangian of the model, apart from the kinetic terms, is

$$\begin{aligned}
\mathcal{L} \supset & \{ + Y_{ij}^u T_i^{\alpha\beta} T_j^{\gamma\delta} \Lambda^\rho \epsilon_{\alpha\beta\gamma\delta\rho} + Y_{ij}^d T_i^{\alpha\beta} F_{\alpha j} \Lambda_\beta^* + Y_i^a \Sigma^{\alpha\beta} F_{\alpha i} \Lambda_\beta^* + Y_i^b \bar{\Sigma}_{\beta\gamma} F_{\alpha i} \Phi^{*\alpha\beta\gamma} + Y_i^c T_i^{\alpha\beta} \bar{\Sigma}_{\beta\gamma} \phi_\alpha^\gamma + \text{H.c.} \} + M_\Sigma \bar{\Sigma}_{\alpha\beta} \Sigma^{\alpha\beta} + y \bar{\Sigma}_{\alpha\beta} \Sigma^{\beta\gamma} \phi_\gamma^\alpha \\
& - \mu_\Lambda^2 (\Lambda_\alpha^* \Lambda^\alpha) + \lambda_0^\Lambda (\Lambda_\alpha^* \Lambda^\alpha)^2 + \mu_1 \Lambda_\alpha^* \Lambda^\beta \phi_\beta^\alpha + \lambda_1^\Lambda (\Lambda_\alpha^* \Lambda^\alpha) (\phi_\gamma^\beta \phi_\beta^\gamma) + \lambda_2^\Lambda \Lambda_\alpha^* \Lambda^\beta \phi_\beta^\gamma \phi_\gamma^\alpha - \mu_\phi^2 (\phi_\gamma^\beta \phi_\beta^\gamma) + \mu_2 \phi_\beta^\alpha \phi_\beta^\beta \phi_\gamma^\gamma + \lambda_0^\phi (\phi_\gamma^\beta \phi_\beta^\gamma)^2 \\
& + \lambda_1^\phi \phi_\beta^\alpha \phi_\gamma^\beta \phi_\delta^\gamma \phi_\alpha^\delta + \mu_\Phi^2 (\Phi^{*\alpha\beta\gamma} \Phi_{\alpha\beta\gamma}) + \lambda_0^\Phi (\Phi^{*\alpha\beta\gamma} \Phi_{\alpha\beta\gamma})^2 + \lambda_1^\Phi \Phi^{*\alpha\beta\gamma} \Phi_{\alpha\beta\delta} \Phi^{*\delta\rho\sigma} \Phi_{\rho\sigma\gamma} + \lambda_0 (\Phi^{*\alpha\beta\gamma} \Phi_{\alpha\beta\gamma}) (\phi_\rho^\delta \phi_\delta^\rho) \\
& + \lambda_0' (\Phi^{*\alpha\beta\gamma} \Phi_{\alpha\beta\gamma}) (\Lambda_\rho^* \Lambda^\rho) + \lambda_0'' \Phi^{*\alpha\beta\gamma} \Phi_{\beta\gamma\delta} \Lambda^\delta \Lambda_\alpha^* + \mu_3 \Phi^{*\alpha\beta\gamma} \Phi_{\beta\gamma\delta} \phi_\alpha^\delta \\
& + \lambda_1' \Phi^{*\alpha\beta\gamma} \Phi_{\alpha\delta\rho} \phi_\beta^\delta \phi_\gamma^\rho + \lambda_2 \Phi^{*\alpha\beta\rho} \Phi_{\alpha\beta\delta} \phi_\rho^\gamma \phi_\gamma^\delta + \{ \lambda' \Lambda_\alpha^\beta \Lambda_\beta^\gamma \Lambda_\gamma^\alpha \Phi_{\alpha\beta\gamma} + \text{H.c.} \}, \tag{2.1}
\end{aligned}$$

where the first two lines contain two 3×3 matrices, three 1×3 matrices, and a real number that, together, completely govern the fermion interactions. The relevant matrix elements are denoted with Y_{ij}^u , Y_{ij}^d , Y_i^a , Y_i^b , Y_i^c , and y , where $i, j = 1, 2, 3$. The Greek alphabet indices $\alpha, \beta, \gamma, \delta, \rho, \sigma = 1, \dots, 5$ stand for the $SU(5)$ contractions.

It is possible to freely rotate $SU(5)$ representations, prior to the breaking of $SU(5)$ down to the Standard Model gauge group, in order to choose a suitable basis for the parameter counting. It is thus convenient to simultaneously redefine $\bar{5}_{Fi}$ and 10_{Fi} in such a way as to render Y^d in the second contraction of the first line of Eq. (2.1) diagonal and real. (In fact, the entries in Y^d will represent the actual Yukawa couplings of the charged leptons, as we describe in Sec. IID.) It is also convenient to rotate 15_F to remove one phase in a complex matrix Y^c . We choose this phase to be the one in the Y_3^c element. This exhausts available redefinitions of the $SU(5)$ representations.

The up-type quark mass matrix is proportional to the symmetric combination given by $Y^u + Y^{uT}$, whereas the neutrino mass matrix is proportional to the sum of two rank-one matrices with elements $Y_i^a Y_j^b$ and $Y_i^b Y_j^a$, respectively, where Y^a and Y^b are complex row matrices. The down-type quark mass matrix, on the other hand, is a linear combination of the diagonal matrix Y^d and one rank-one matrix with elements $Y_i^c Y_j^a$. Finally, y is simply a real number and since it contributes only to the mass splitting of the vectorlike fermions in 15_F and $\bar{15}_F$, we do not count it as the relevant parameter towards the Standard Model fermion mass input. There are thus eighteen real parameters and fourteen phases available, in the Yukawa sector of the model, to address experimentally accessible properties of the Standard Model fermions.

As we will expand upon later, the up-type quarks and charged leptons get the mass purely from the usual Higgs mechanism, neutrinos get the mass at the one-loop level through an exchange of the vectorlike fermions comprising 15_F and $\bar{15}_F$, whereas the down-type quarks get the masses from the Higgs mechanism and the interactions with the aforementioned vectorlike fermions.

We will now briefly outline the most essential symmetry breaking effects one needs to take into account when discussing the gauge coupling unification within this model.

B. Symmetry breaking and unification

The relevant degrees of freedom that are *a priori* not known and that can enter the gauge coupling unification analysis within our model are the masses of $\Phi_1, \Phi_3, \Phi_6, \Phi_{10} \in 35_H, \Sigma_1, \Sigma_3, \Sigma_6 \in 15_F, \phi_1, \phi_8 \in 24_H$, and $\Lambda_3 \in 5_H$. Scalar fields ϕ_3 and $\phi_{\bar{3}}$ from 24_H , on the other hand, provide necessary degrees of freedom to the proton

mediating gauge bosons in 24_V , during the $SU(5)$ symmetry breaking process, and are thus only indirectly featured in the unification study. (See Table I for the relevant notation and the field transformation properties.)

There are, however, two particular mass relations induced by the $SU(5)$ symmetry breaking that need to be satisfied within this model. The first one concerns three Standard Model vectorlike fermion multiplets comprising 15_F and $\bar{15}_F$. Namely, it is the last two terms in the first line of Eq. (2.1) that generate mass contributions for these three fermion multiplets thus creating one mass relation that reads

$$M_{\Sigma_6} = 2M_{\Sigma_3} - M_{\Sigma_1}. \quad (2.2)$$

Analogously, there are only three linearly independent contractions in Eq. (2.1) that generate masses for four multiplets in 35_H . This yields the second mass relation of the form

$$M_{\Phi_{10}}^2 = M_{\Phi_1}^2 - 3M_{\Phi_3}^2 + 3M_{\Phi_6}^2. \quad (2.3)$$

The gauge coupling unification analysis, as we demonstrate later in Sec. III A, requires Φ_1 to be very heavy, i.e., $M_{\Phi_1} \gg v_5$, whereas Φ_3 and Φ_6 prefer to be light if the unification scale M_{GUT} is to be sufficiently large in view of the proton decay constraints. This simply means, through the use of Eq. (2.3), that Φ_1 and Φ_{10} are consequently heavy, and of the same mass, whereas the fields Φ_3 and Φ_6 are mass degenerate and light within a viable parameter space. In other words, there are only two mass scales associated with the fields residing in 35_H . Moreover, in the regime of interest, i.e., when the model can accommodate neutrino masses and provide gauge coupling unification, the fields Σ_1, Σ_6 , and Σ_3 tend to be mass degenerate with $M_{\Sigma_1}, M_{\Sigma_6}, M_{\Sigma_3} \gg v_5$. This, again, means that there is only one mass scale associated with the vectorlike fermions that reside in 15_F and $\bar{15}_F$. This common scale for the full $SU(5)$ multiplet will not affect the value of the unification scale M_{GUT} but will leave an imprint on the value of the $SU(5)$ gauge coupling constant α_{GUT} instead. After we include ϕ_1, ϕ_8 , and Λ_3 into this parameter counting there are effectively only six mass scales that govern the gauge coupling unification in this model. (One also needs to ensure that a proton does not decay too rapidly. To that end, we observe that one needs to have $M_{\Lambda_3} \geq 3 \times 10^{11}$ GeV in order for the scalar induced proton decay to be under control [3].) We will later show that if one aims to find the largest possible value of M_{GUT} one effectively ends up with only three relevant mass scales. We finally note that the masses of the proton decay mediating gauge bosons in 24_V are equal to the unification scale M_{GUT} , where

$$M_{\text{GUT}}^2 = \frac{5\pi}{6} \alpha_{\text{GUT}} v_{24}^2. \quad (2.4)$$

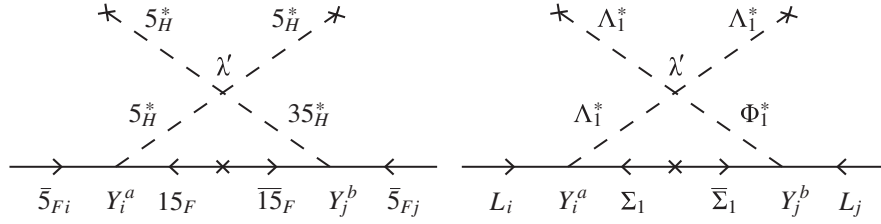


FIG. 1. The Feynman diagrams of the leading order contribution towards Majorana neutrino masses at the $SU(5)$ (left panel) and the Standard Model (right panel) levels.

With this in mind, we turn our attention to the issue of the fermion mass generation.

C. Neutrino mass generation

The neutrino masses, in our model, are of the Majorana nature. The leading order contribution is generated at the one-loop level via the $d = 5$ operator [4,5]. The relevant Feynman diagrams, both at the $SU(5)$ and the Standard Model levels, are shown in Fig. 1.

The neutrino mass matrix M_N , in the regime of interest when $M_{\Sigma_1}, M_{\Phi_1} \gg v_5$, reads

$$(M_N)_{ij} \approx \frac{\lambda' v_5^2}{8\pi^2} (Y_i^a Y_j^b + Y_i^b Y_j^a) \frac{M_{\Sigma_1}}{M_{\Sigma_1}^2 - M_{\Phi_1}^2} \ln \left(\frac{M_{\Sigma_1}^2}{M_{\Phi_1}^2} \right) = m_0 (Y_i^a Y_j^b + Y_i^b Y_j^a). \quad (2.5)$$

Clearly, M_N is constructed out of two rank-one matrices with elements $Y_i^a Y_j^b$ and $Y_i^b Y_j^a$ in the most minimal way imaginable. Moreover, all additional contributions towards neutrino mass matrix, although heavily suppressed and thus completely irrelevant, are also proportional to the same combination of the Yukawa couplings. These facts guarantee with certainty that one of the neutrinos is a massless particle.

A viable explanation of the neutrino mass scale roughly requires that $m_0 \geq \sqrt{\Delta m_{31}^2}/2$, where Δm_{31}^2 is the largest of the two neutrino mass squared differences, as measured in the neutrino oscillation experiments. This requirement places an additional constraint on the parameter space spanned by M_{Φ_1} and M_{Σ_1} that will be explored later on in Sec. III. In fact, we can be even more accurate in assessing the available parameter space to address the neutrino masses in this model. We describe this procedure only for the normal ordering of the neutrino masses in what follows.

The neutrino mass matrix elements, in this model, are

$$(M_N)_{ij} = m_0 (Y_i^a Y_j^b + Y_i^b Y_j^a) = (N \text{diag}(0, m_2, m_3) N^T)_{ij}, \quad (2.6)$$

where m_2 and m_3 are neutrino mass eigenstates and N is a unitary matrix. Since we work in the basis where the

charged leptons are already in the mass eigenstate basis we can write N as

$$N = \begin{pmatrix} e^{i\gamma_1} & 0 & \\ 0 & e^{i\gamma_2} & 0 \\ 0 & 0 & e^{i\gamma_3} \end{pmatrix} V_{\text{PMNS}}^*, \quad (2.7)$$

where V_{PMNS} is the Pontecorvo-Maki-Nakagawa-Sakata (PMNS) unitary mixing matrix with three mixing angles, one CP violating Dirac phase, and two Majorana phases. One can invert Eq. (2.6) using results of Refs. [6,7] to obtain appropriate forms of Y^a and Y^b . Namely, the normal ordering yields

$$Y^{aT} = \frac{1}{\sqrt{2}} \begin{pmatrix} ir_2 N_{12} + r_3 N_{13} \\ ir_2 N_{22} + r_3 N_{23} \\ ir_2 N_{32} + r_3 N_{33} \end{pmatrix}, \quad Y^{bT} = \frac{1}{\sqrt{2}} \begin{pmatrix} -ir_2 N_{12} + r_3 N_{13} \\ -ir_2 N_{22} + r_3 N_{23} \\ -ir_2 N_{32} + r_3 N_{33} \end{pmatrix}, \quad (2.8)$$

where $r_2 = \sqrt{m_2/m_0}$ and $r_3 = \sqrt{m_3/m_0}$. There are currently six phases in Eq. (2.8) that one can freely vary for the given M_{Φ_1} , M_{Σ_1} , and λ' to check the perturbativity of the Yukawa coupling elements in Y^a and Y^b . These phases are $\gamma_1, \gamma_2, \gamma_3$, one CP violating phase (δ^{PMNS}), and two Majorana phases in V_{PMNS} . We defer the outcome of this analysis to Sec. III. Here we only note that the fact that there are six arbitrary phases in Eq. (2.8) is expected since the six real parameters in Y^a and Y^b have been traded for three PMNS angles and three neutrino masses during the inversion procedure.

D. Charged fermion masses

A presence of the vectorlike fermions comprising 15_F and $\overline{15}_F$ induces experimentally observed mismatch between the masses of the charged leptons and the down-type quarks. The mismatch itself is due to the physical mixing between the vectorlike fermions and fermions in 10_{Fi} . [The effect of this type of mixing on the charged fermion masses has been studied in Ref. [8]

within the context of a supersymmetric $SU(5)$ framework.] Namely, since the quark doublets Q_i in 10_{Fi} and Σ_3 in 15_F transform in the same way under the Standard Model gauge group, as can be seen from Table I, these states interact at the $SU(5)$ symmetry breaking level, where the relevant mixing term explicitly reads

$$\mathcal{L} \supset \frac{1}{4} \sqrt{\frac{10}{3}} v_{24} Y_i^c Q_i \bar{\Sigma}_3. \quad (2.9)$$

The electroweak symmetry breaking induces additional mixing terms between the vectorlike fermions and fermions in $\bar{5}_{Fi}$ and 10_{Fi} whenever these fermions transform in the exact same way under $SU(3) \times U(1)_{\text{em}}$, where the induced terms are all proportional to v_5 . The relevant decomposition under the $SU(3) \times U(1)_{\text{em}}$ gauge group is $Q_i = u_i(3, 2/3) + d_i(3, -1/3)$, $L_i = e_i(1, -1) + \nu_i(1, 0)$, $\Sigma_3 = \Sigma^u(3, 2/3) + \Sigma^d(3, -1/3)$, and $\Sigma_1 = \Sigma^\nu(1, 0) + \Sigma^{e^c}(1, 1) + \Sigma^{e^c e^c}(1, 2)$, where the second number in the parentheses represents electric charge in units of absolute value of the electron charge. The aforementioned symmetry breaking effects thus yield the following mass terms for the charged fermions:

$$\begin{aligned} \mathcal{L} \supset & (u_i \quad \Sigma^u) \begin{pmatrix} 4v_5(Y_{ij}^u + Y_{ji}^u) & \frac{1}{4} \sqrt{\frac{10}{3}} v_{24} Y_i^c \\ 0 & M_{\Sigma_3} \end{pmatrix} \begin{pmatrix} u_j^c \\ \bar{\Sigma}^u \end{pmatrix} \\ & + (d_i \quad \Sigma^d) \begin{pmatrix} v_5 Y_{ij}^d & \frac{1}{4} \sqrt{\frac{10}{3}} v_{24} Y_i^c \\ v_5 Y_j^a & M_{\Sigma_3} \end{pmatrix} \begin{pmatrix} d_j^c \\ \bar{\Sigma}^d \end{pmatrix} \\ & + (e_i \quad \bar{\Sigma}^{e^c}) \begin{pmatrix} v_5 Y_{ji}^d & v_5 Y_i^a \\ 0 & M_{\Sigma_1} \end{pmatrix} \begin{pmatrix} e_j^c \\ \Sigma^{e^c} \end{pmatrix}. \end{aligned} \quad (2.10)$$

The gauge coupling unification considerations, coupled with the need to generate correct neutrino mass scale, require states Σ^{u,d,e^c} to be very heavy and we can safely integrate them out. We accordingly find, in the limit when $v_{24} Y^c$, M_{Σ_1} , $M_{\Sigma_3} \gg v_5$, that the mass matrices for the up-type quarks (M_U), down-type quarks (M_D), and charged leptons (M_E) are

$$M_U = (\mathbb{I} + \delta^2 Y^c Y^{c\dagger})^{-\frac{1}{2}} 4v_5 (Y^u + Y^{uT}), \quad (2.11)$$

$$M_D = (\mathbb{I} + \delta^2 Y^c Y^{c\dagger})^{-\frac{1}{2}} v_5 (Y^d + \delta' Y^c Y^a), \quad (2.12)$$

$$M_E = v_5 Y^{dT}, \quad (2.13)$$

where $\delta' \equiv \sqrt{10/3} v_{24} / (4M_{\Sigma_3})$ is a dimensionless parameter and \mathbb{I} is the 3×3 identity matrix. It turns out that the contributions proportional to $\delta^2 Y^c Y^{c\dagger}$ are completely negligible in the parameter space of interest. This allows us to write that

$$M_U = 4v_5 (Y^u + Y^{uT}), \quad (2.14)$$

$$M_D = v_5 (Y^d + \delta' Y^c Y^a), \quad (2.15)$$

$$M_E = v_5 Y^{dT}, \quad (2.16)$$

while the masses of the heavy vectorlike fermions are

$$\begin{aligned} M_{\Sigma^u} &= M_{\Sigma^d} = M_{\Sigma_3} (1 + \delta^2 Y^{c\dagger} Y^c)^{\frac{1}{2}} \approx M_{\Sigma_3}, \\ M_{\Sigma^{e^c}} &= M_{\Sigma^{e^c e^c}} = M_{\Sigma^\nu} = M_{\Sigma_1}. \end{aligned} \quad (2.17)$$

Note that the masses of vectorlike fermions are not affected by the interaction with the Standard Model fermions, thus preserving the mass relation of Eq. (2.2).

To summarize, the model uses one vectorlike set of fermions in 15_F and $\bar{15}_F$ together with 35_H to simultaneously (a) generate neutrino masses, (b) create viable mismatch between the down-type quark and charged lepton masses, and (c) provide gauge coupling unification.

We are finally in a position to discuss the numerical analysis of the model in view of these requirements.

III. NUMERICAL ANALYSIS

Our numerical exploration of the entire parameter space of the model comprises three distinct steps. We briefly outline each of these steps in what follows before we provide an in-depth description in subsequent sections.

We first look at a viable gauge coupling unification at the one-loop level. To that end, we freely vary the masses of $\Phi_1, \Phi_3, \Phi_6, \Phi_{10} \in 35_H$, $\Sigma_1, \Sigma_3, \Sigma_6 \in 15_F$, $\phi_1, \phi_8 \in 24_H$, and $\Lambda_3 \in 5_H$, while taking into account additional constraints discussed in Sec. II B, to find the largest possible value of M_{GUT} . This approach gives the most conservative representation of the available parameter space since the largest possible unification scale corresponds to the largest possible nucleon lifetimes one would need to probe to test the model. We always set a lower limit on the mass(es) of the new physics state(s), before we numerically look for the viable unification points, to explore the possible connection between the most accessible scale of new physics and M_{GUT} . To that end, we introduce a mass parameter $M \equiv \min(M_J)$, where $J = \Phi_1, \Phi_3, \Phi_6, \Phi_{10}, \Sigma_1, \Sigma_3, \Sigma_6, \phi_1, \phi_8, \Lambda_3$, and present our findings when $M \geq 1$ TeV, $M \geq 10$ TeV, and $M \geq 100$ TeV. It is already at this stage that the part of potentially viable parameter space can be discarded. Namely, since the neutrino mass scale explicitly depends on M_{Φ_1} and M_{Σ_1} via the m_0 parameter of Eq. (2.5) it is easy to construct a two-dimensional parameter space spanned by M_{Φ_1} and M_{Σ_1} where one could, at least in principle, hope for realistic explanation of neutrino masses, with perturbative couplings, within this model.

Once we find all the unification points that also allow for generation of viable neutrino mass scale we implement the second step of our numerical analysis. Namely, we run the

masses and mixing parameters of the Standard Model charged fermions to M_{GUT} using the factual new physics mass spectrum associated with a given unification point to account for all the threshold corrections between the low scale and M_{GUT} and then perform an accurate numerical fit of the Standard Model observables. (We do not run the neutrino observables due to the fact that the running effect is not very significant and use the associated low-energy input for the fitting procedure instead.) The charged fermion mass renormalization group running is performed at the one-loop level [9]. We note that one can separate the gauge coupling unification study from the running of the Standard Model charged fermion parameters, at this level of accuracy, since the latter provides feedback to the former only at the two-loop level whereas the former impacts the latter already at the one-loop level.

The third step of our analysis begins upon completion of the numerical fit of the Standard Model fermion observables for all viable unification points. Namely, we look into constraints due to the proton decay signatures for every single point that corresponds to realistic gauge coupling unification and viable description of the Standard Model fermion observables. This allows us to produce accurate constraint since we have, at our disposal, all the relevant input parameters for such an analysis including M_{GUT} , α_{GUT} , unitary transformations of the Standard Model fermions, Yukawa couplings, short-distance coefficients, etc. We find that the most stringent experimental limit, i.e., the limit on the $p \rightarrow \pi^0 e^+$ partial lifetime, provides the best constraint on the available parameter space through the predictions for the gauge boson mediated proton decay.

What we are left with, at the end of these three steps, is a viable set of unification points that is in agreement with all currently accessible experimental results and that is what we present in the left panels of Fig. 3. (We explain the details related to Fig. 3 in Secs. III A–III D.) It is important to note that any further improvement in experimental determination of the Standard Model parameters, such as the actual determination of the neutrino masses, measurement of the CP phase in the leptonic sector, or an input on Majorana phases, will add to the precision of the model's predictions.

A. Unification analysis

To find the unification scale M_{GUT} of the Standard Model gauge couplings α_1 , α_2 , and α_3 , associated with $U(1)$, $SU(2)$, and $SU(3)$, respectively, and the mass spectrum of the $SU(5)$ model for a corresponding unification point we proceed as follows. We first define coefficients B_{ij} through $B_{ij} = \sum_J (b_i^J - b_j^J) r_J$, where b_i^J are the β -function coefficients of a particle J with mass M_J , $r_J = \ln(M_{\text{GUT}}/M_J)/\ln(M_{\text{GUT}}/M_Z)$, and $J = \Phi_1, \Phi_3, \Phi_6, \Phi_{10}, \Sigma_1, \Sigma_3, \Sigma_6, \phi_1, \phi_8, \Lambda_3$. (The relevant β -function coefficients b_i , where $i = 1, 2, 3$, are given in Table I.)

We then simultaneously solve the following two equations [10]:

$$\frac{B_{23}}{B_{12}} = \frac{5 \sin^2 \theta_W - \alpha(M_Z)/\alpha_S(M_Z)}{3/8 - \sin^2 \theta_W}, \quad (3.1)$$

$$\ln \frac{M_{\text{GUT}}}{M_Z} = \frac{16\pi}{5\alpha(M_Z)} \frac{3/8 - \sin^2 \theta_W}{B_{12}}. \quad (3.2)$$

To that end, we freely vary the masses of $\Phi_1, \Phi_3, \Phi_6, \Phi_{10} \in 35_H, \Sigma_1, \Sigma_3, \Sigma_6 \in 15_F, \phi_1, \phi_8 \in 24_H$, and $\Lambda_3 \in 5_H$, while taking into account additional constraints discussed in Sec. II B, to find the largest possible value of M_{GUT} , where we use $M_Z = 91.1876$ GeV, $\alpha_S(M_Z) = 0.1193 \pm 0.0016$, $\alpha^{-1}(M_Z) = 127.906 \pm 0.019$, and $\sin^2 \theta_W = 0.23126 \pm 0.00005$ as our input parameters [11].

We always set a lower limit on the mass(es) M_J of the new physics state(s), before we numerically look for the viable unification points. We accordingly present our findings for $M \geq 1$ TeV, $M \geq 10$ TeV, and $M \geq 100$ TeV in the first, second, and third row of Fig. 2, respectively. In the left three panels of Fig. 2 we show the contours of constant value of M_{GUT} and α_{GUT} in the $M_{\Phi_1} - M_{\Sigma_1}$ plane, where the contours for M_{GUT} are given in units of 10^{15} GeV and are shown as the vertical solid lines while the α_{GUT} contours are given as dot-dashed lines that run horizontally. We discard the parameter space that corresponds to $M_{\text{GUT}} \leq 6 \times 10^{15}$ GeV for the subsequent numerical study in all three instances since our preliminary analysis has shown that such a low M_{GUT} is certainly not realistic with regard to the experimental input on the proton decay lifetimes.

There are two dashed curves in all three panels in the left column of Fig. 2. The outermost one represents the boundary after which it is not possible to generate the correct mass scale for neutrinos with perturbative couplings. We generate that curve by setting λ' to one and freely varying M_{Φ_1}, M_{Σ_1} , and six phases in Eq. (2.8) to find the region where the product $\max(|Y_i^a|) \max(|Y_j^b|)$, $i, j = 1, 2, 3$, does not exceed 1. If the product exceeds 1 we discard that part of parameter space since it can never produce satisfactory neutrino mass fit with perturbative couplings with utmost certainty. The region between the two dashed lines corresponds to the parameter space where it is sometimes possible, for some special choice of the six phases, to find a perturbative solution to the neutrino mass fit. Finally, the region to the left of the innermost dashed line yields correct neutrino mass fit for arbitrary choices of the six phases. We also plot the naive bound on the correct neutrino mass scale using green solid contours. These are generated by setting $2m_0/\sqrt{\Delta m_{31}^2}$ to 1, 10, and 100, as indicated in the left panels of Fig. 2, for $\lambda' = 1$. One can see that this naive estimate slightly undershoots the exact result

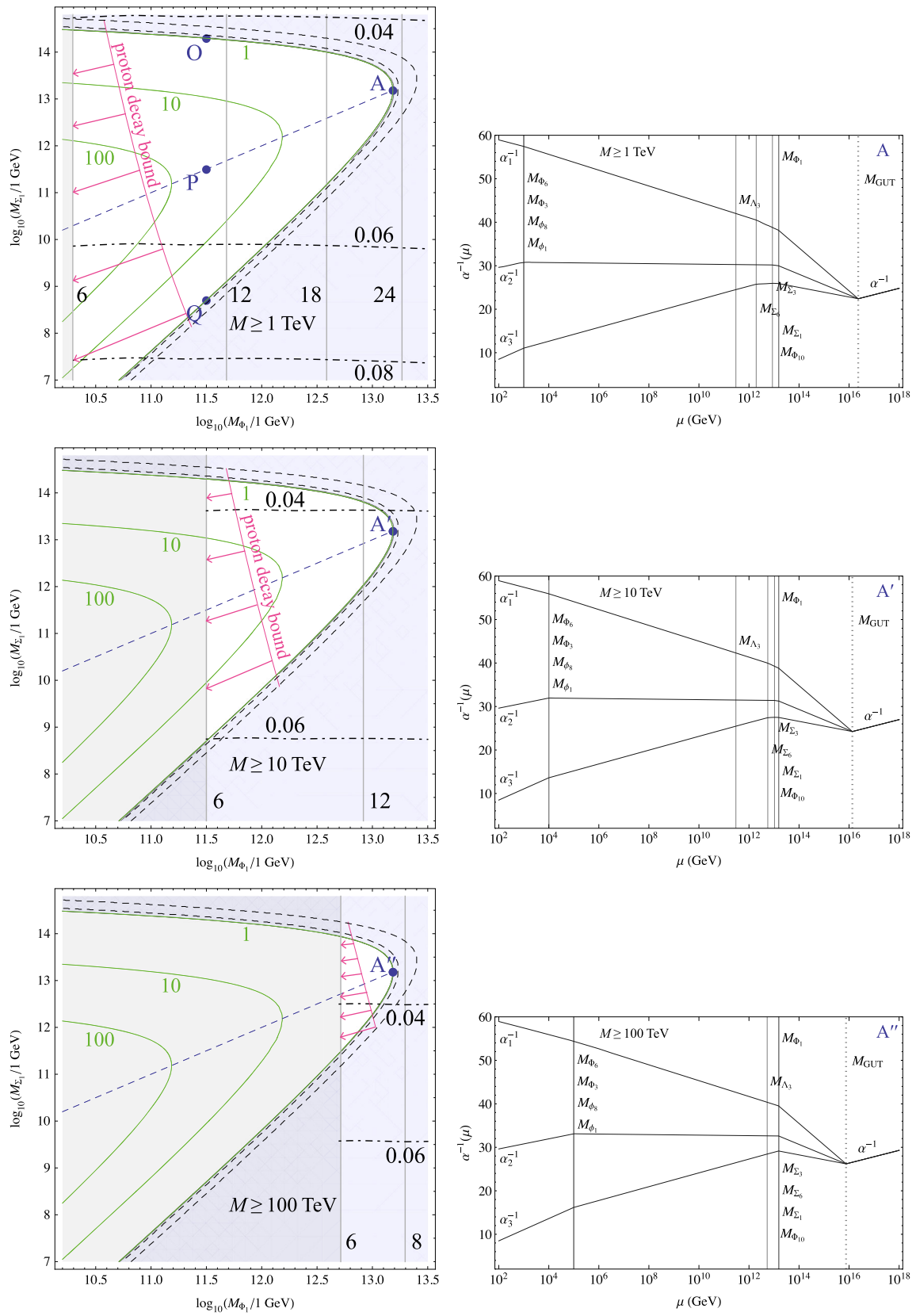


FIG. 2. Experimentally viable parameter space of the model (left panels) and the gauge coupling unification for the unification points A, A', and A'' (right panels) when $M \geq 1, 10, 100$ TeV, as indicated. For additional details see the text.

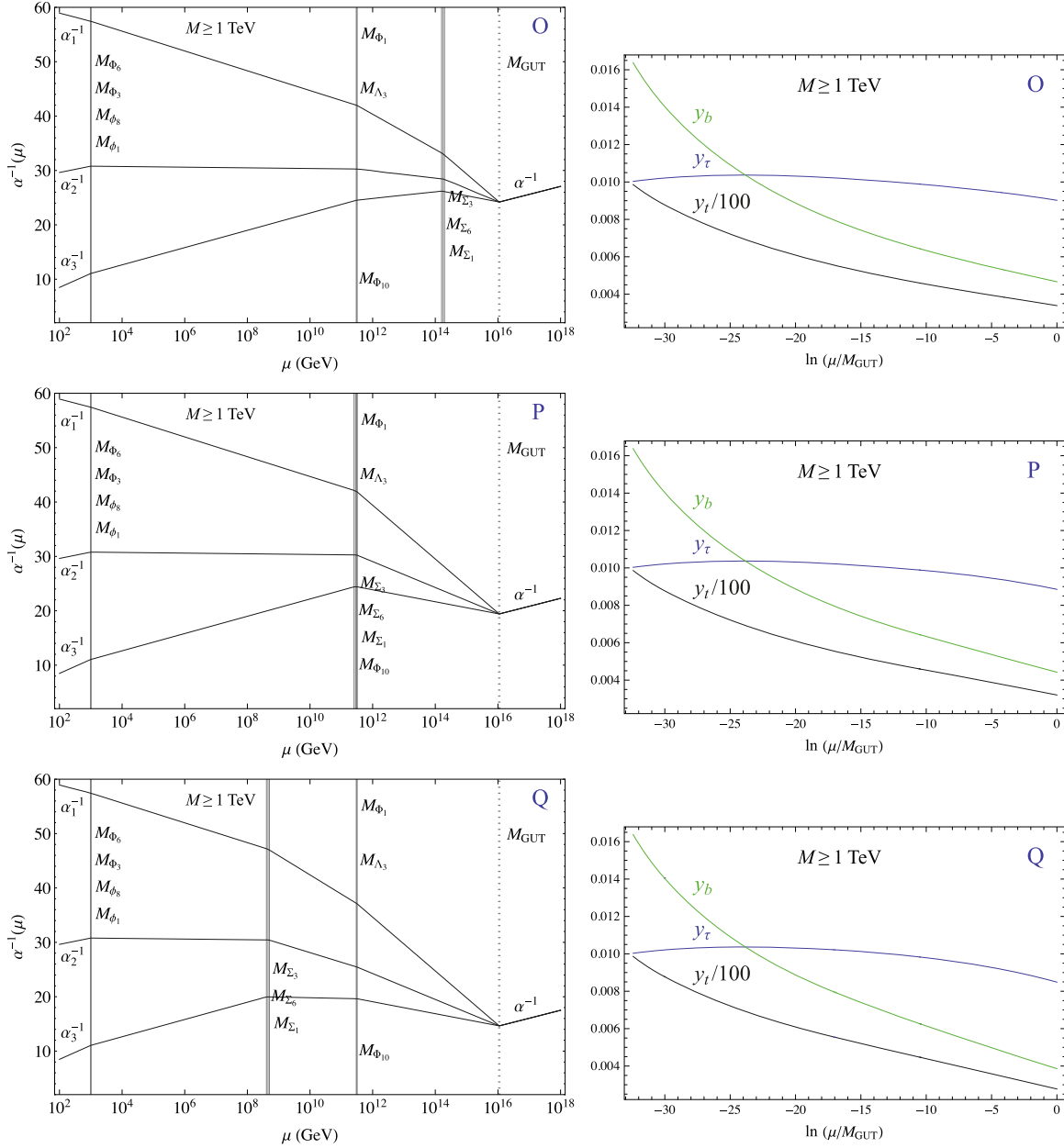


FIG. 3. The gauge coupling unification for points O, P, and Q (left panels) and the associated renormalization group running of the τ (y_τ), b (y_b), and t (y_t) Yukawa couplings (right panels). For additional details see the text.

for normal ordering but, still, describes rather accurately the region with the acceptable neutrino mass scale.

In the three panels in the right column of Fig. 2 we explicitly present the running of the gauge couplings for one specific unification point, i.e., when $M_{\Phi_1} = M_{\Sigma_1} = 10^{13.19}$ GeV, for the $M \geq 1$ TeV, $M \geq 10$ TeV, and $M \geq 100$ TeV scenarios in the first, second, and third row, respectively, where, again, $M \equiv \min(M_J)$ for $J = \Phi_1, \Phi_3, \Phi_6, \Phi_{10}, \Sigma_1, \Sigma_3, \Sigma_6, \phi_1, \phi_8, \Lambda_3$. The locations of the corresponding unification points in the left panels of Fig. 2 are denoted with A, A', and A''.

To clearly demonstrate that M_{GUT} does not depend on M_{Σ_1} due to the fact that the three multiplets in 15_F and $\overline{15}_F$

remain mass degenerate when maximizing M_{GUT} , we present in Fig. 3 the running of the gauge couplings for three specific points in the $M_{\Phi_1} - M_{\Sigma_1}$ plane corresponding to O ($10^{11.5}$ GeV, $10^{14.3}$ GeV), P ($10^{11.5}$ GeV, $10^{11.5}$ GeV), and Q ($10^{11.5}$ GeV, $10^{8.7}$ GeV), that are clearly marked on the $M \geq 1$ TeV plot of Fig. 2.

What one can clearly observe from Fig. 2 is that α_{GUT} grows with a decrease in M_{Σ_1} while M_{GUT} remains constant for fixed M_{Φ_1} . This simply means that the proton decay bound on the model parameter space in the $M_{\Phi_1} - M_{\Sigma_1}$ plane is expected to be more stringent as the value of M_{Σ_1} decreases.

The parameter space that we further investigate is shown in the left three panels of Fig. 2. It is bounded from the left by the vertical line that corresponds to $M_{\text{GUT}} = 6 \times 10^{15}$ GeV and from the right by the outermost dashed line after which it is not possible to (re)produce the neutrino mass scale with perturbative couplings. We create a grid of equidistant points within this parameter space in the $M_{\Phi_1} - M_{\Sigma_1}$ plane, where the spacing along both axes is 0.1 in units of $\log_{10}(M_{\Phi_1, \Sigma_1}/1 \text{ GeV})$, and then proceed with steps two and three of our numerical analysis of these points as we describe next in more detail.

B. Fermion mass fit

The Standard Model fermion masses in our model can be read off from

$$\mathcal{L} \supset -u^T M_U u^c - d^T M_D d^c - e^T M_E e^c - \frac{1}{2} \nu^T M_N \nu + \text{H.c.}, \quad (3.3)$$

where M_U , M_D , M_E , and M_N are given in Eqs. (2.14)–(2.16), and (2.6), respectively. The fermion mass eigenstate basis, in the most general scenario, is defined through

$$M_U = U_L M_U^{\text{diag}} U_R^\dagger, \quad (3.4)$$

$$M_D = D_L M_D^{\text{diag}} D_R^\dagger, \quad (3.5)$$

$$M_E \equiv E_L M_E^{\text{diag}} E_R^\dagger, \quad (3.6)$$

$$M_N = N M_N^{\text{diag}} N^T, \quad (3.7)$$

where U_L , U_R , D_L , D_R , E_L , E_R , and N are the associated unitary transformations. The model stipulates that

$$U_L = D_L \text{diag}(1, e^{i\kappa_4}, e^{i\kappa_5}) V_{\text{CKM}}^T \text{diag}(e^{i\kappa_1}, e^{i\kappa_2}, e^{i\kappa_3}), \quad (3.8)$$

$$U_R = U_L^* \text{diag}(e^{i\xi_1}, e^{i\xi_2}, e^{i\xi_3}), \quad (3.9)$$

$$E_L = \mathbb{I}, \quad (3.10)$$

$$E_R = \mathbb{I}, \quad (3.11)$$

$$N = \text{diag}(e^{i\gamma_1}, e^{i\gamma_2}, e^{i\gamma_3}) V_{\text{PMNS}}^*, \quad (3.12)$$

where V_{CKM} is the Cabibbo-Kobayashi-Maskawa (CKM) mixing matrix with one CP violating phase (δ^{CKM}) and, again, V_{PMNS} is the PMNS mixing matrix with one CP violating phase and two Majorana phases. The connection between U_L and U_R in Eq. (3.9) is due to the fact that $M_U = M_U^T$.

To perform the numerical analysis we first take the low-scale experimental values of the charged fermion sector observables and run them up from M_Z to M_{GUT} via the relevant one-loop level renormalization group equations

[9]. During this process, we appropriately take into account all the threshold corrections to these observables due to the presence of the new physics states that reside between the low scale and the unification scale. The mass spectrum of the relevant states is determined by the procedure that is described in Sec. III A. We repeat the one-loop level renormalization group running for all viable unification points that are presented in the three left panels of Fig. 2. [Again, the region of interest is bounded from the left by the vertical line that corresponds to $M_{\text{GUT}} = 6 \times 10^{15}$ GeV and from the right by the outermost dashed line while the spacing between the neighboring points is 0.1 in units of $\log_{10}(M_{\Phi_1, \Sigma_1}/1 \text{ GeV})$ along both axes.] We then use these evolved quantities associated with a given unification point in our fitting procedure. We present, as an example, the result of the renormalization group running of the τ (y_τ), b (y_b), and t (y_t) Yukawa couplings in the right panels of Fig. 3 for points O, P, and Q, where the new physics mass spectra associated with these unification points are explicitly given in the left panels. Note that the position of the unification points O, P, and Q in the $\Phi_1 - \Sigma_1$ plane can be read off from the left uppermost panel of Fig. 2. Even though the unification scale is the same for points O, P, and Q, one can observe a 10% fluctuation in the values of aforementioned Yukawa couplings at M_{GUT} .

Since the running of the neutrino observables produces a very small effect, we fit the corresponding low-scale values. We summarize experimentally measured observables with the associated 1σ uncertainties of both the charged and neutral fermion sectors at low scale in Table II. [We use $v_5(M_Z) = 174$ GeV.] We also present in Table III the ranges of values that we find, within the region of interest, for y_τ , y_b , and y_t at the unification scale M_{GUT} after we implement the renormalization group running procedure of the central values of these quantities as given in Table II.

In the numerical fit we use charged lepton masses at M_{GUT} as an input to determine Y^d in a straightforward fashion since $v_5 Y^d = M_E^{\text{diag}} = \text{diag}(m_e, m_\mu, m_\tau)$. The model thus addresses charged lepton masses exactly. The down-type quark mass matrix of Eq. (2.15) and the neutrino mass matrix of Eq. (2.5) share a common Yukawa coupling row matrix Y^a . We accordingly perform a combined fit to data for these two sectors. To that end, we minimize a χ^2 function which is defined as

$$\chi^2 = \sum_k P_k^2, \quad P_k = \frac{T_k - O_k}{E_k}, \quad (3.13)$$

where T_k , O_k , and E_k represent theoretical prediction, measured central value, and experimental 1σ error for the observable k , respectively. k runs over the neutrino sector observables and the down-type quark masses. Clearly, in our fitting approach, the Yukawa coupling matrices Y^a , Y^b , and Y^c are determined against three down-type quark masses, two neutrino mass-squared differences and three

TABLE II. Experimental observables associated with charged fermions [12] and neutrinos for normal ordering [13] with 1σ uncertainties (except for charged leptons).

$m(M_Z)$ (GeV)	Fit input	$\theta_{ij}^{\text{CKM,PMNS}}$ & δ^{CKM} & Δm_{ij}^2 (eV ²)	Fit input
$m_u/10^{-3}$	1.158 ± 0.392	$\sin \theta_{12}^{\text{CKM}}$	0.2254 ± 0.00072
m_c	0.627 ± 0.019	$\sin \theta_{23}^{\text{CKM}}/10^{-2}$	4.207 ± 0.064
m_t	171.675 ± 1.506	$\sin \theta_{13}^{\text{CKM}}/10^{-3}$	3.640 ± 0.130
$m_d/10^{-3}$	2.864 ± 0.286	δ^{CKM}	1.208 ± 0.054
$m_s/10^{-3}$	54.407 ± 2.873	$\Delta m_{21}^2/10^{-5}$	7.425 ± 0.205
m_b	2.854 ± 0.026	$\Delta m_{3\ell}^2/10^{-3}$	2.515 ± 0.028
$m_e/10^{-3}$	0.486576	$\sin^2 \theta_{12}^{\text{PMNS}}/10^{-1}$	3.045 ± 0.125
m_μ	0.102719	$\sin^2 \theta_{23}^{\text{PMNS}}$	0.554 ± 0.021
m_τ	1.74618	$\sin^2 \theta_{13}^{\text{PMNS}}/10^{-2}$	2.224 ± 0.065

TABLE III. The ranges of values of Yukawa couplings of the third generation Standard Model fermions after the one-loop running of the central values from M_Z to M_{GUT} for the unification points that reside within the regions of interest shown in the left three panels of Fig. 2.

$M \equiv \min(M_J)$	$y_\tau(M_{\text{GUT}})/10^{-3}$	$y_b(M_{\text{GUT}})/10^{-3}$	$y_t(M_{\text{GUT}})$
$M \geq 1$ TeV	(8.36, 9.05)	(3.68, 4.70)	(0.263, 0.342)
$M \geq 10$ TeV	(8.70, 9.27)	(4.23, 5.08)	(0.306, 0.372)
$M \geq 100$ TeV	(9.20, 9.43)	(5.04, 5.36)	(0.371, 0.396)

mixing angles in the neutrino sector. (The CP violating phase and the two Majorana phases in the neutrino sector have not been experimentally measured.) We scan over all viable unification points demanding perturbativity of the relevant couplings, i.e., $\max(|Y_i^a|)$, $\max(|Y_i^b|)$, $\max(|Y_i^c|)$, $|\lambda'| \leq 1$, and utilize the criteria $\chi^2/n \leq 1$ to be considered as a good fit, where $n(=8)$ is the number of fitted observables. (Note that not all the unification points that allow for a good numerical fit pass the proton decay test, to be detailed in Sec. III C.)

We point out that our combined numerical fit of the down-type quark and neutrino sectors demonstrates that this model cannot accommodate the inverted neutrino mass ordering. Note that Y^d is a hierarchical diagonal matrix, where its entries are completely determined by the charged lepton Yukawa couplings. Since the matrix elements $(M_D)_{ij}$ are proportional to the linear combination of $(Y^d)_{ij}$ and $Y_i^c Y_j^a$ it is obvious that Y^a and Y^c should both be hierarchical row matrices to produce a good fit to data. This, however, is impossible to achieve for the inverted ordering of the neutrino masses. Namely, for the inverted scenario the entries in the first row and the first column of the neutrino mass matrix M_N are typically of the same order, whereas the lower 2×2 block is required to be

somewhat smaller in magnitude. (Note that we work in the mass eigenstate basis for the charged leptons.) This requirement forces all entries in Y^a to be of the same order which is in direct conflict with what is needed in the down-type quark sector. This tension is a direct consequence of the simplicity of the model which, in turn, leads to a prediction that neutrinos must have the normal mass ordering.

The fitting procedure, for the normal ordering of neutrino masses, allows us to numerically determine three unitary rotation matrices D_L , D_R , and N , as well as the Yukawa couplings of the charged leptons and the down-type quarks. To fully compute partial lifetimes for different proton decay modes, due to both the gauge boson and scalar mediations, one also needs to know the unitary matrices U_L and U_R that diagonalize the up-type quark mass matrix and the associated Yukawa couplings. The nice feature of our approach is that the former can be expressed in terms of D_L and V_{CKM} , as given in Eqs. (3.8) and (3.9), and eight additional phases. The latter can also be found since

$$M_U = 4v_5(Y^u + Y^{uT}) = U_L \text{diag}(m_u, m_c, m_t) U_R^\dagger, \quad (3.14)$$

where U_L and U_R , again, are connected via Eq. (3.9).

To summarize, the model accommodates charged lepton masses, the up-type quark masses, and the CKM parameters exactly. We furthermore perform a combined numerical fit of the neutrino mass parameters, the down-type quark masses, and the PMNS parameters since these are inextricably linked. The most important outcome of the fit for the proton decay considerations is the unitary transformations U_L , U_R , D_L , and D_R , where the first two matrices feature five and three unknown phases, respectively. We will show next that the analysis of the leading source of proton decay requires knowledge of only two of these phases, i.e., κ_4 and κ_5 of Eq. (3.8), which reside in U_L .

C. Proton decay analysis

The main constraint on the otherwise viable parameter space of the model originates from the experimental limit on the partial lifetime of the $p \rightarrow \pi^0 e^+$ process. Since the maximal possible value of M_{GUT} and the associated mass spectrum of the new physics states are known for every unification point, with M_{GUT} being the mass of the proton decay mediating gauge bosons in 24_V , we can set an accurate lower bound on M_{GUT} due to the proton decay lifetime measurements through the use of the numerical output of the fermion sector fit from the previous section. The result of our study is presented in the left panels of Fig. 2, where the region to the left of the boundary that is marked with “proton decay bound” wording, in the $\Phi_1 - \Sigma_1$ plane, is already excluded with the current data. We stress that we have looked at all two-body proton decay signatures to find that it is the $p \rightarrow \pi^0 e^+$ partial lifetime limit that is the most constraining. We present, in what follows, the procedure that we use to produce the proton decay bounds of the left panels of Fig. 2.

The relevant proton decay width for the $p \rightarrow \pi^0 e^+$ process is [14]

$$\begin{aligned} \Gamma(p \rightarrow \pi^0 e^+) &= \frac{m_p \pi}{2} \left(1 - \frac{m_\pi^2}{m_p^2}\right)^2 A_L^2 \frac{\alpha_{\text{GUT}}^2}{M_{\text{GUT}}^4} \\ &\times (A_{\text{SL}}^2 |c(e^c, d)\langle \pi^0 | (ud)_L u_L | p \rangle|^2 \\ &+ A_{\text{SR}}^2 |c(e, d^c)\langle \pi^0 | (ud)_R u_L | p \rangle|^2), \end{aligned}$$

where the relevant matrix elements are $\langle \pi^0 | (ud)_L u_L | p \rangle = 0.134(5)(16) \text{ GeV}^2$ and $\langle \pi^0 | (ud)_R u_L | p \rangle = -0.131(4)(13) \text{ GeV}^2$ [15], $A_L (= 1.2)$ captures the QCD running of the proton decay operators below the M_Z scale [16], $m_p (= 0.9393 \text{ GeV})$ is the proton mass, and $m_\pi (= 0.134 \text{ GeV})$ is the pion mass. The running of the proton decay operators from the unification scale M_{GUT} down to M_Z is given by A_{SL} and A_{SR} , where these coefficients are [17–19]

$$\begin{aligned} A_{\text{SL(R)}} &= \prod_{i=1,2,3}^{M_Z \leq M_I \leq M_{\text{GUT}}} \prod_I \left[\frac{\alpha_i(M_{I+1})}{\alpha_i(M_I)} \right]^{\sum_J^{\gamma_{L(R)I}} \frac{\gamma_{L(R)I}}{\sum_{M_Z \leq M_I \leq M_I} b_I^J}}, \\ \gamma_{L(R)I} &= (23(11)/20, 9/4, 2). \end{aligned}$$

Indices I and J run through all the new physics states that reside below the unification scale. We evaluate A_{SL} and A_{SR} for every point that provides satisfactory unification as well as a viable fit of the fermion observables using the associated mass spectrum.

The coefficients $c(e^c, d)$ and $c(e, d^c)$, in our model, are

$$c(e_\alpha^c, d_\beta) = e^{-i\xi_1} ((D_L^*)_{11} + (U_L^T D_L^*)_{11} (U_L^*)_{11}), \quad (3.15)$$

$$c(e, d^c) = e^{-i\xi_1} (D_R^\dagger)_{11}. \quad (3.16)$$

One can observe that the phase ξ_1 of Eq. (3.9) does not enter the predictions for the $p \rightarrow \pi^0 e^+$ decay width. Moreover, out of the five phases in U_L , as given in Eq. (3.8), only κ_4 and κ_5 affect the value of $c(e_\alpha^c, d_\beta)$ in Eq. (3.15). Since the matrix elements of D_L and D_R are obtained during the numerical fitting procedure and U_L can be expressed in terms of the CKM matrix via Eq. (3.8), all we need to do is to vary κ_4 and κ_5 to find the smallest possible value for $|c(e_\alpha^c, d_\beta)|$ and hence the most conservative bound on the parameter space of the model due to the experimental limit on the partial proton lifetime for the $p \rightarrow \pi^0 e^+$ channel. To produce the bounds in the left panels of Fig. 2 we use $\tau_{p \rightarrow \pi^0 e^+}^{\text{exp}} > 2.4 \times 10^{34}$ years, as given by the Super-Kamiokande collaboration [20]. [The Hyper-Kamiokande [21] detector has the potential to significantly reduce the allowed parameter space of our model. The expected 90% confidence level on the $p \rightarrow \pi^0 e^+$ channel for 10 years (20 years) of operation is 7.8×10^{34} (1.3×10^{35}) years, whereas the 3σ discovery potential reach is 6.3×10^{34} (1.0×10^{35}) years.]

Note that the proton decay bound in the left panels of Fig. 2 slopes slightly to the right as the mass of Σ_1 decreases. The main reason for that is the fact that α_{GUT} grows with a decrease in the Σ_1 mass for a fixed value of M_{Φ_1} whereas M_{GUT} remains constant. Also, we can predict the extent to which one needs to experimentally improve the limit on the $p \rightarrow \pi^0 e^+$ partial lifetime in order to completely rule out currently available parameter space. An improvement of the current $p \rightarrow \pi^0 e^+$ lifetime limit by a factor of 2, 15, and 96 would completely rule out the $M \geq 100 \text{ TeV}$, $M \geq 10 \text{ TeV}$, and $M \geq 1 \text{ TeV}$ scenarios, respectively. The last point to be eliminated in the $\Phi_1 - \Sigma_1$ plane, in all three left panels of Fig. 2, by such an improvement is $(M_{\Phi_1} = 10^{13.2} \text{ GeV}, M_{\Sigma_1} = 10^{13.6} \text{ GeV})$. In fact, the scenario where the lower bound on the masses of the new physics states is set at 120 TeV is already completely ruled out by the proton decay constraints. The states that prefer to be light, in order to maximize the unification scale, are scalars ϕ_1, ϕ_8, Φ_3 , and Φ_6 .

D. Results

In this section we succinctly summarize our numerical findings.

The viable parameter space of the model is given in the three left panels of Fig. 2 in the $M_{\Phi_1} - M_{\Sigma_1}$ plane, where we show the contours of constant M_{GUT} , α_{GUT} , and m_0 for $|\lambda'| = 1$. The unification scale contours are given in units of 10^{15} GeV and appear as vertical solid lines while the α_{GUT} contours are given as dot-dashed lines that run horizontally. The contours of constant m_0 , for $|\lambda'| = 1$, are shown as green solid curves. The unification scale is maximized by freely varying masses M_J , where $J = \Phi_1, \Phi_3, \Phi_6, \Phi_{10}, \Sigma_1, \Sigma_3, \Sigma_6, \phi_1, \phi_8, \Lambda_3$, while taking into account additional constraints discussed in Sec. II B and imposing a condition

that $M \equiv \min(M_J)$ is greater or equal to 1, 10, and 100 TeV in the panels of the first, second, and third row of the left column of Fig. 2, respectively.

In the right panels of Fig. 2 we present the running of the gauge couplings for one particular unification point, i.e., when $M_{\Phi_1} = M_{\Sigma_1} = 10^{13.19}$ GeV, for the $M \geq 1$ TeV, $M \geq 10$ TeV, and $M \geq 100$ TeV scenarios in the first, second, and third row, respectively. The unification points that correspond to these new physics mass spectra are denoted with A, A', and A'' in the left panels of Fig. 2.

The parameter space that is viable with respect to the experimental input, for the three cases at hand, can be read off from the left panels of Fig. 2. Namely, it is bounded from the left by the proton decay bound, as discussed in Sec. III C, and from the right by the outermost dashed curve. The outermost dashed curve delineates the region after which it is not possible to address phenomenologically viable neutrino mass scale with perturbative couplings.

The proton decay bound in Fig. 2 is generated by the current experimental limit on the partial lifetime for the $p \rightarrow \pi^0 e^+$ process. We find that an improvement of the current $p \rightarrow \pi^0 e^+$ lifetime limit by a factor of 2, 15, and 96 would completely rule out the $M \geq 100$ TeV, $M \geq 10$ TeV, and $M \geq 1$ TeV scenarios, respectively. The last viable point to be eliminated by the aforementioned improvement, in all three left panels of Fig. 2, is $(M_{\Phi_1}, M_{\Sigma_1}) = (10^{13.2}$ GeV, $10^{13.6}$ GeV). This is to be expected since α_{GUT} grows with a decrease in the Σ_1 mass for a fixed value of M_{Φ_1} , whereas M_{GUT} remains constant. To demonstrate the latter we present unification for points O, P, and Q in the left panels of Fig. 3, whereas the associated renormalization group running of the $\tau(y_\tau)$, $b(y_b)$, and $t(y_t)$ Yukawa couplings is shown in the right panels.

Our numerical fit explicitly yields all unitary transformations and Yukawa couplings except for eight phases associated with the up-type quarks sector. As we do not use the CP phase in the neutrino sector as an input for our numerical fit we find, within the viable parameter space that is shown in the left panels of Fig. 2, that $\delta^{\text{PMNS}} \in (-35.6^\circ, +29.9^\circ)$ for $M \geq 1$ TeV, $\delta^{\text{PMNS}} \in$

$(-43.06^\circ, +40.18^\circ)$ for $M \geq 10$ TeV, and $\delta^{\text{PMNS}} \in (-47.6^\circ, +53.0^\circ)$ for $M \geq 100$ TeV.

IV. CONCLUSION

We present a phenomenological study of the viable parameter space of the most minimal realistic $SU(5)$ model. The structure of the model is built entirely out of the fields residing in the first five lowest lying representations in terms of dimensionality that transform nontrivially under the $SU(5)$ gauge group. The model has 18 real parameters and 14 phases to address experimental observables of the Standard Model fermions and accomplishes that via simultaneous use of three different mass generation mechanisms. It inextricably links the origin of the neutrino mass to the experimentally observed difference between the down-type quark and charged lepton masses. The main predictions of the model are that (i) the neutrinos are Majorana particles, (ii) one neutrino is massless, (iii) the neutrinos have normal mass ordering, and (iv) there are four new scalar multiplets at or below a 120 TeV mass scale. An improvement of the current $p \rightarrow \pi^0 e^+$ lifetime limit by a factor of 2, 15, and 96 would require these four scalar multiplets to reside at or below the 100, 10, and 1 TeV mass scales, respectively. The numerical analysis of the model also yields a range of viable values for δ^{PMNS} , i.e., the CP phase in the PMNS matrix, as a function of the lower limit $M \equiv \min(M_J)$ on the masses M_J of the new physics states J , where $J = \Phi_1, \Phi_3, \Phi_6, \Phi_{10}, \Sigma_1, \Sigma_3, \Sigma_6, \phi_1, \phi_8, \Lambda_3$. These ranges are $\delta^{\text{PMNS}} \in (-35.6^\circ, +29.9^\circ)$ for $M \geq 1$ TeV, $\delta^{\text{PMNS}} \in (-43.06^\circ, +40.18^\circ)$ for $M \geq 10$ TeV, and $\delta^{\text{PMNS}} \in (-47.6^\circ, +53.0^\circ)$ for $M \geq 100$ TeV.

ACKNOWLEDGMENTS

I. D. would like to thank the CERN Theory Department for hospitality and support through the Corresponding Associates program. The work of S. S. has been supported by the Swiss National Science Foundation.

-
- [1] I. Doršner and S. Saad, Towards minimal $SU(5)$, *Phys. Rev. D* **101**, 015009 (2020).
 - [2] H. Georgi and S. L. Glashow, Unity of All Elementary Particle Forces, *Phys. Rev. Lett.* **32**, 438 (1974).
 - [3] I. Doršner, A scalar leptoquark in $SU(5)$, *Phys. Rev. D* **86**, 055009 (2012).
 - [4] K. S. Babu, S. Nandi, and Z. Tavartkiladze, New mechanism for neutrino mass generation and triply charged Higgs bosons at the LHC, *Phys. Rev. D* **80**, 071702 (2009).
 - [5] G. Bambhaniya, J. Chakraborty, S. Goswami, and P. Konar, Generation of neutrino mass from new physics at TeV scale and multilepton signatures at the LHC, *Phys. Rev. D* **88**, 075006 (2013).
 - [6] I. Cordero-Carrión, M. Hirsch, and A. Vicente, Master Majorana neutrino mass parametrization, *Phys. Rev. D* **99**, 075019 (2019).
 - [7] I. Cordero-Carrión, M. Hirsch, and A. Vicente, General parametrization of Majorana neutrino mass models, *Phys. Rev. D* **101**, 075032 (2020).

- [8] N. Oshimo, Realistic model for SU(5) grand unification, *Phys. Rev. D* **80**, 075011 (2009).
- [9] H. Arason, D. J. Castano, B. Keszthelyi, S. Mikaelian, E. J. Piard, P. Ramond, and B. D. Wright, Renormalization group study of the standard model and its extensions. 1. The Standard model, *Phys. Rev. D* **46**, 3945 (1992).
- [10] A. Giveon, L. J. Hall, and U. Sarid, SU(5) unification revisited, *Phys. Lett. B* **271**, 138 (1991).
- [11] K. A. Olive *et al.* (Particle Data Group Collaboration), Review of particle physics, *Chin. Phys. C* **38**, 090001 (2014).
- [12] S. Antusch and V. Maurer, Running quark and lepton parameters at various scales, *J. High Energy Phys.* **11** (2013) 115.
- [13] I. Esteban, M. C. Gonzalez-Garcia, M. Maltoni, T. Schwetz, and A. Zhou, The fate of hints: Updated global analysis of three-flavor neutrino oscillations, *J. High Energy Phys.* **09** (2020) 178.
- [14] P. Nath and P. Fileviez Perez, Proton stability in grand unified theories, in strings and in branes, *Phys. Rep.* **441**, 191 (2007).
- [15] Y. Aoki, T. Izubuchi, E. Shintani, and A. Soni, Improved lattice computation of proton decay matrix elements, *Phys. Rev. D* **96**, 014506 (2017).
- [16] T. Nihei and J. Arafune, The two loop long range effect on the proton decay effective Lagrangian, *Prog. Theor. Phys.* **93**, 665 (1995).
- [17] A. J. Buras, J. R. Ellis, M. K. Gaillard, and D. V. Nanopoulos, Aspects of the grand unification of strong, weak and electromagnetic interactions, *Nucl. Phys.* **B135**, 66 (1978).
- [18] J. R. Ellis, M. K. Gaillard, and D. V. Nanopoulos, On the effective Lagrangian for baryon decay, *Phys. Lett.* **88B**, 320 (1979).
- [19] F. Wilczek and A. Zee, Operator Analysis of Nucleon Decay, *Phys. Rev. Lett.* **43**, 1571 (1979).
- [20] A. Takenaka *et al.* (Super-Kamiokande Collaboration), Search for proton decay via $p \rightarrow e^+\pi^0$ and $p \rightarrow \mu^+\pi^0$ with an enlarged fiducial volume in Super-Kamiokande I-IV, *Phys. Rev. D* **102**, 112011 (2020).
- [21] K. Abe *et al.* (Hyper-Kamiokande Collaboration), Hyper-Kamiokande design report, [arXiv:1805.04163](https://arxiv.org/abs/1805.04163).