

Measurement of the $12C(e,e')$ Cross Sections at $Q^2=0.8 \text{ GeV}^2/c^2$

Mihovilović, M.; Doria, L.; Achenbach, P.; Ankowski, A. M.; Bacca, S.; Bosnar, Damir; Denig, A.; Distler, M. O.; Esser, A.; Friščić, Ivica; ...

Source / Izvornik: **Few-Body Systems**, 2024, 65

Journal article, Published version

Rad u časopisu, Objavljena verzija rada (izdavačev PDF)

<https://doi.org/10.1007/s00601-024-01944-y>

Permanent link / Trajna poveznica: <https://urn.nsk.hr/urn:nbn:hr:217:223181>

Rights / Prava: [Attribution 4.0 International](#)/[Imenovanje 4.0 međunarodna](#)

Download date / Datum preuzimanja: **2024-10-02**



Repository / Repozitorij:

[Repository of the Faculty of Science - University of Zagreb](#)





M. Mihovilović · L. Doria · P. Achenbach ·
A. M. Ankowski · S. Bacca ·
D. Bosnar · A. Denig · M.O. Distler ·
A. Esser · I. Friščić · C. Giusti · M. Hoek · S. Kegel ·
M. Littich · G.D. Megias · H. Merkel · U. Müller ·
J. Pochodzalla · B. S. Schlimme · M. Schoth · C. Sfienti ·
S. Širca · J. E. Sobczyk · Y. Stöttinger · M. Thiel

Measurement of the $^{12}\text{C}(e, e')$ Cross Sections at $Q^2 = 0.8 \text{ GeV}^2/c^2$

Received: 20 June 2024 / Accepted: 1 July 2024
© The Author(s) 2024

Abstract We present the findings of a study based on a new inelastic electron-scattering experiment on the ^{12}C nucleus focusing on the kinematic region of $Q^2 = 0.8 \text{ GeV}^2/c^2$. The measured cross section is sensitive to the transverse response function and provides a stringent test of theoretical models, as well as of the theoretical assumptions made in Monte-Carlo event-generator codes developed for the interpretation of neutrino-nucleus experiments, such as DUNE and HyperK. We find that modern generators such as GENIE and GiBUU reproduce our new experimental data within 10%.

M. Mihovilović · S. Širca
Jožef Stefan Institute, 1000 Ljubljana, Slovenia

M. Mihovilović · S. Širca
Faculty of Mathematics and Physics, University of Ljubljana, 1000 Ljubljana, Slovenia

L. Doria · S. Bacca · A. Denig · M. O. Distler · A. Esser · M. Hoek · S. Kegel · M. Littich · H. Merkel · U. Müller ·
J. Pochodzalla · B. S. Schlimme · M. Schoth · C. Sfienti · J. E. Sobczyk · Y. Stöttinger · M. Thiel
Institut für Kernphysik, Johannes Gutenberg-Universität Mainz, 55128 Mainz, Germany

P. Achenbach
Thomas Jefferson National Accelerator Facility, Newport News, VA 23606, USA

A. M. Ankowski
Institute of Theoretical Physics, University of Wrocław, pl. Maxa Borna 9, 50-204 Wrocław, Poland

L. Doria · S. Bacca · A. Denig · H. Merkel (✉) · B. S. Schlimme · C. Sfienti · J. E. Sobczyk · M. Thiel
PRISMA+ Cluster of Excellence, Johannes Gutenberg-Universität Mainz, 55128 Mainz, Germany
E-mail: merkel@uni-mainz.de

D. Bosnar · I. Friščić
Department of Physics, University of Zagreb, HR-10002 Zagreb, Croatia

C. Giusti
INFN, Sezione di Pavia, 27100 Pavia, Italy

G. D. Megias
Departamento de Física Atómica, Molecular y Nuclear, Universidad de Sevilla, 41080 Seville, Spain

1 Introduction

Electrons represent a very precise probe for the investigation of the atomic nucleus [1]. In the past decades, experiments with electrons have provided increasingly accurate information on the structure of nuclei and their constituents [2–9]. At the heart of this effort are the inelastic scattering experiments on nuclear targets at energies below 1 GeV, which give insight into the properties and dynamics of nucleons embedded in the nuclear medium. In such scattering processes, an electron with energy E_0 interacts with the nucleus at rest by exchanging a virtual photon transferring energy ω and momentum \vec{q} , such that $Q^2 = \vec{q}^2 - \omega^2 > 0$. Using the nucleon mass m_N as a scale, the energy and momentum transfer variables can be rewritten in dimensionless form as

$$\lambda = \frac{\omega}{2m_N}, \quad \vec{k} = \frac{\vec{q}}{2m_N}, \quad \tau = \frac{Q^2}{4m_N^2} = \vec{k}^2 - \lambda^2.$$

The differential cross section describing the inclusive interaction of the electron with the nucleus can be written as

$$\frac{d^2\sigma}{d\Omega d\omega} = \sigma_M [v_L R_L(\omega, q) + v_T R_T(\omega, q)], \quad (1)$$

where σ_M is the Mott cross Sect. [1], while v_L and v_T are kinematic factors given by

$$v_L = \left(\frac{\tau}{\kappa^2}\right)^2, \quad v_T = \frac{\tau}{2\kappa^2} + \tan^2 \frac{\theta_e}{2},$$

and θ_e is the angle of the scattered electron. The cross section depends on two nuclear responses, the longitudinal and the transverse response functions, which are both functions of ω and $q = |\vec{q}|$. The longitudinal response function, $R_L(\omega, q)$, depends on the charge operator and carries information on the nucleon-nucleon correlations, while the transverse response function, $R_T(\omega, q)$, is driven by the magnetic currents [1].

Various cross section measurements were performed, mostly before 2000, but the acquired data were dominated by the longitudinal (charge) part of nuclear response. Historically, the most extensively studied nucleus has been carbon. For this nucleus, the richest sample of (e, e') data exists. It consists of almost 3500 data points from 12 experiments [10, 11] for energies between 0.12 and 17.3 GeV and scattering angles up to 145° . These data have been used to study the structure of this nucleus and to develop models describing its electromagnetic response.

In the past, theoretical calculations for ^{12}C were often limited to the quasi-elastic (QE) region, and the most demanding part was the description of the transverse response, which has been for a long time incomplete [1]. A more comprehensive description of the $^{12}\text{C}(e, e')$ cross section was developed in the microscopic calculation by Gil et al. [12], and more recently Megias et al. [13] proposed a superscaling model, called SuSAv2-MEC, which considers the complete inelastic spectrum. The model shows quite good agreement with data over a broad range of energy transfer. However, the description of the cross sections at large scattering angles remains incomplete.

An important motivation for new studies of inclusive cross sections comes also from the neutrino physics community [14, 15]. Short- and long-baseline neutrino experiments detect neutrinos through their interactions with nuclei and aim at the precise measurement of neutrino masses, mixing angles, and CP-violating phase in the lepton sector. These measurements represent one of the highest priorities of contemporary fundamental physics and hinge on the ability of the experiments to reconstruct the neutrino energy and on the precise knowledge of the neutrino-nucleus cross sections. Although a vigorous experimental program for the measurement of such cross sections is in progress [16–20], neutrino experiments are mostly limited by statistical uncertainties and the lack of knowledge of the neutrino flux. Electron scattering experiments, with a precisely determined beam energy and the possibility to perform inclusive as well as exclusive measurements with different final states, have the potential to provide very precise data for testing the nuclear models employed in neutrino experiments.

Indeed, it has been demonstrated that the interpretation of the measured neutrino oscillations requires extensive theoretical and experimental support from the nuclear physics community. In this context the $^{12}\text{C}(e, e')$ reaction has played an important role in the development of reliable models describing cross Sect. [13, 21] in experiments like MiniBooNE [22], MINERvA [23], and T2K [24] that use carbon-based materials (mineral

oils, plastic scintillators) as detector medium. To ensure further involvement of modern neutrino event generators like GENIE [25] and GiBUU [26], the advances in the built-in theoretical models must be complemented by the new experimental data on relevant nuclear targets and in relevant kinematics [27, 28].

In this paper we focus on ^{12}C and present new data at $Q^2 = 0.8 \text{ GeV}^2/c^2$ for two reasons. On the one hand carbon is an interesting target for neutrino experiments as mentioned above, and on the other hand new data at large Q^2 in a kinematic dominated by the transverse response will boost further theoretical progress [29–38].

2 Experiment

The measurement of the inclusive cross section on ^{12}C was performed at the Mainz Microtron (MAMI) facility using the spectrometer setup of the A1 Collaboration [39]. In the experiment, an electron beam with energy $E_0 = 855 \text{ MeV}$ was used in combination with a 43 mg/cm^2 thick carbon foil target. For measuring the cross section as a function of energy of scattered electron E' we employed a magnetic spectrometer (spectrometer A) with 20% momentum acceptance and 28 msr angular acceptance. The spectrometer was positioned at a fixed angle of 70° , while its momentum settings were adjusted to measure the cross section as a function of $\omega = E_0 - E'$. The measurements were made for seven different momentum settings between $310 \text{ MeV}/c$ and $650 \text{ MeV}/c$ in order to collect data in the region of the QE peak and the Δ -resonance. For each setting we collected 1.8 million events. The central momentum of each setting was measured to a relative accuracy of 8×10^{-5} . The spectrometer was equipped with a detector package consisting of two layers of vertical drift chambers (VDCs) for tracking, two layers of plastic scintillation detectors for triggering, and a threshold Cherenkov detector for electron identification. The beam current was between 2 and $3 \mu\text{A}$ and was limited by the maximum data acquisition rate, resulting in a raw rate of about 500 Hz. The current was determined by a non-invasive fluxgate-magnetometer with an accuracy of $< 0.2\%$.

The experiment provided new cross sections measurements in the region of beam energies and scattering angles, where the existing measurements are very sparse, see Fig. 1. The quasi-elastic peak is centered at $|\vec{q}| = 0.84 \text{ GeV}/c$, thus nicely complementing previous measurements at $|\vec{q}| \approx 0.8 \text{ GeV}/c$ performed at 560 MeV and 1299 MeV [40, 41].

The experimental cross sections for the $^{12}\text{C}(e, e')$ reaction were extracted from the data by dividing the measured distributions of counts by the integrated luminosity and the solid angle accepted by the spectrometer.

The accepted solid angle was simulated using a dedicated simulation for the three spectrometers facility of the A1 Collaboration [39], Simul++. To ensure a reliable comparison with the data, the simulation included realistic momentum and spatial resolutions of the spectrometer. The relative momentum, angular, and vertex resolutions (FWHM) were 2.4×10^{-4} , 4.7 mrad, and 9.4 mm, respectively. The simulation also considered the

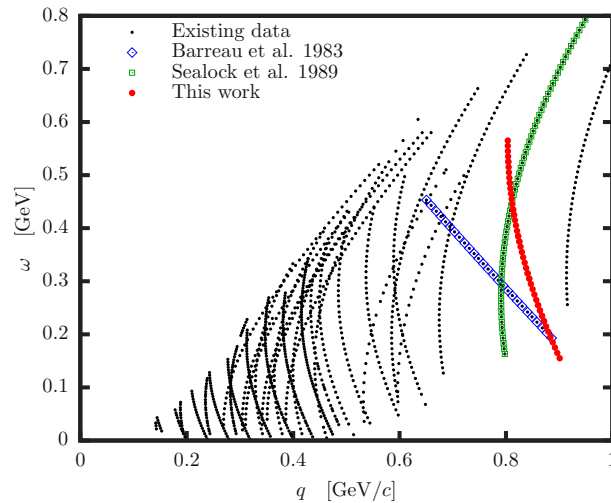


Fig. 1 Kinematic configurations of the $^{12}\text{C}(e, e')$ cross section data in terms of energy and momentum transfers ω and $|\vec{q}|$. Black points represent available cross section measurements with relative uncertainties smaller than 10%. The kinematics covered by this work are presented with red circles. The complementary measurements of Barreau et al. [40], and Sealock et al. [41], also at $|\vec{q}| \sim 0.8 \text{ GeV}/c$, are shown with blue diamonds and green squares, respectively

Table 1 Detection efficiencies of the setup

Contribution	Efficiency factor	Uncertainty
Scintillator efficiency	0.990	0.003
Cherenkov efficiency	0.999	0.001
VDC efficiency	0.999	0.001
Particle identification	0.983	0.017

The correction factors for the cross sections are given by their inverses

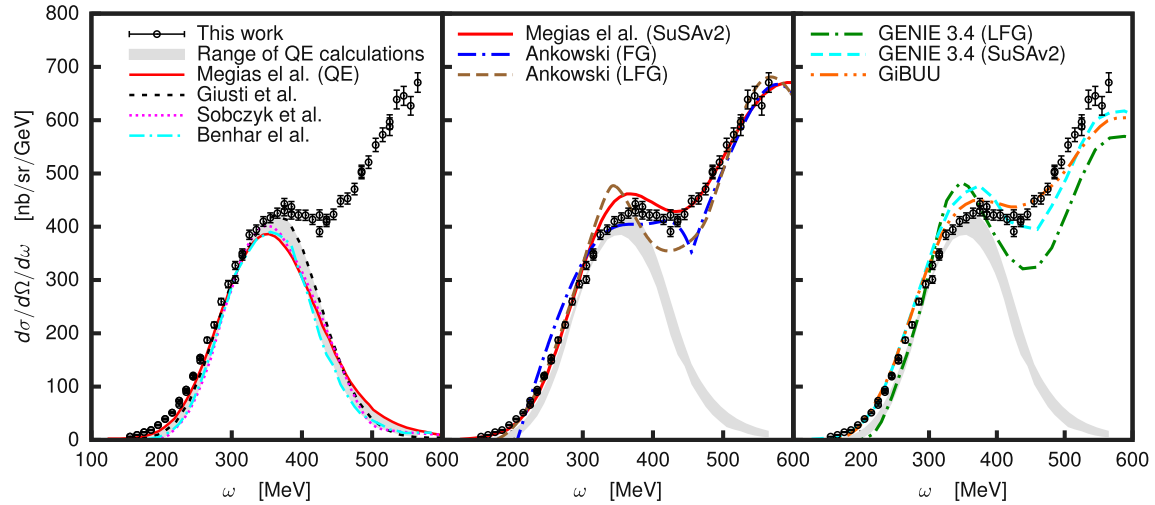


Fig. 2 Left: Measured cross section compared to the QE calculations of Megias et al. [13], Giusti et al. [45,46], Sobczyk et al. [47] and Benhar et al. [10]. The gray band shows the envelope of the quasi-elastic cross-section calculations and represents a measure of the differences between different models. **Center:** Measured cross section compared to the full theoretical calculations of Megias et al. [13] based on the SuSAv2-MEC model and predictions of Ankowski [48] based on the global Fermi gas model (FG) and local Fermi gas model (LFG). **Right:** Comparison of the new data with the results of the Monte-Carlo generators GiBUU [26] and GENIE (version 3.4) [25] employing LFG and SuSAv2-MEC [21] nuclear cross-section models

electron energy corrections due to multiple scattering and radiation losses. The internal and external radiative corrections were included using the formalism of Mo and Tsai [42]. The accompanying multiple scattering corrections in the target and surrounding material were approximated by a Landau distribution [43]. Altogether, the energy corrections have less than 4 % effect on the measured cross section.

The integrated luminosity was determined from the product of the accumulated charge and the surface density of the target material, corrected for dead-time and DAQ prescale factors. The luminosity was determined separately for each collected data-sample to ensure that dead-time and prescale corrections were consistently considered when weighting the measured spectra.

The measured spectra were corrected for the inefficiencies of the detection system, see Table 1. The efficiencies of the scintillation detector and the Cherenkov detector were evaluated in a past experiment [44] and were determined to be 99.0 % and 99.85 %, respectively. The efficiency of the track reconstruction in the VDCs was determined to be $(99.98 \pm 0.05) %$. All three corrections were considered as multiplicative correction factors.

Several cuts were applied to both data and simulation. First, a cut on the Cherenkov signal was applied to identify electrons and minimize the background arising from cosmic particles and by negatively charged pions from the $^{12}\text{C}(e, \pi^-)$ reaction. This cut was followed by cuts on the nominal momentum and angular acceptance of the spectrometer in order to remove the artefacts at its edges, caused by the inefficient parts of the detectors, fringe fields in the spectrometers, and secondary particles rescattered from parts of the collimator. The extracted cross sections are presented in Fig. 2.

The systematic uncertainties of the extracted cross sections are a combination of various contributions. The uncertainties related to the detector efficiencies are collected in Table 1. The uncertainty of the luminosity is given by the uncertainty of the absolute beam current calibration, which amounts to 3.3 nA at 855 MeV and the fluctuations of the beam current were related to the instabilities of accelerator operation. The latter were smaller than 5 nA, resulting in the total systematic uncertainty smaller than 0.16 %. The dominant contribution

to the systematic uncertainty is related to the misidentification of particles in the Cherenkov detector and cuts applied to distinguish electrons from pions and muons. This uncertainty was estimated to be 1.7%. The last relevant contribution to the systematic uncertainty can be evaluated by the formalism of Mo and Tsai [42], employed to describe radiative and multiple scattering corrections to the cross section. These corrections add 0.2% to the total uncertainty of the measured cross sections. Finally, the uncertainty of the position of the extracted cross sections on the energy scale is related to the ambiguities in the absolute energy calibration of the accelerator and spectrometer and amounts to 2.7 MeV, which is less than 1/3 of the employed energy bin size.

3 Comparison to Models and Event Generators

The extracted cross section is first compared to QE calculations of Giusti et al. [45,46], Sobczyk et al. [47], Megias et al. [13] and Benhar et al. [10]. Figure 2 (Left) shows that the calculations agree with each other at the level of 4% at the top of the QE peak. The comparison of the experimental results to the comprehensive calculations of Megias et al. [13], which are based on the SuSAv2-MEC model, are shown in Fig. 2 (Center). The model exhibits very good overall agreement with the data, on average at the level of 7%. Surprisingly the largest inconsistency between the data and the calculations appears at the top of the QE peak, where the discrepancy is 9%. Since the QE calculations show a consistent picture there, the observed discrepancy between the data and the SuSAv2-MEC model is most likely related to the incomplete or inconsistent description of the processes in the “dip” region, which are the only remaining relevant contributions to the cross section at $\omega \leq 400$ MeV.

An agreement at a similar level has been achieved by Ankowski [48] who calculated cross sections by using both the global Fermi gas model (FG) and the local Fermi gas model (LFG) in combination with the Bosted-Christy [49,50] approach for describing pion production processes in the “dip” and in the Δ -resonance region. The relative deviation of the FG calculation from the data is on average 10%, while the prediction of the LFG model agrees with the data at the level of 8%. Both calculations exhibit a visible inconsistency at the top of the QE peak and in the “dip” region, where the calculated cross-section do not follow the correct trend of the data.

Finally, the extracted cross-sections were compared also to the results of the Monte-Carlo generators GiBUU [26] and GENIE [11,25]. Figure 2 (Right) shows that at the selected kinematic setting the generators describe the data reasonably well. GiBUU agrees with the data at the level of 9%. The accuracy of the GENIE generator depends on the model used for calculating nuclear cross sections. When the local Fermi gas model is used, the calculated cross section agrees on average with the data at the level of 22%. Similarly to the results of Ankowski’s LFG model, the simulated cross section overestimates the QE cross section. Additionally, the GENIE simulation lacks strength in the Δ -region, where the calculated cross section is 17% smaller than the data. The simulated results improve when GENIE uses the SuSAv2 model for describing QE scattering and processes in the “dip” region. In this case we observe much better agreement between the data and simulation at the QE peak. Note that GENIE still uses its default model for describing the cross section in the Δ -resonance region, which is the source of difference with respect to the Megias et al. result shown in the center panel.

For a more insightful analysis of the measured cross section and comparison with the existing results obtained under different kinematic conditions, the scaling formalism [51] can be employed. The formalism was first developed within the framework of the relativistic Fermi gas model where the characteristic momentum is the Fermi momentum k_F , which can be expressed as a dimensionless scale parameter $\xi_F = \sqrt{1 + k_F^2/m_N^2} - 1$. Building on this formalism, two dimensionless scaling variables ψ and ψ' were proposed [52]:

$$\begin{aligned}\psi &\equiv \frac{1}{\sqrt{\xi_F}} \frac{\lambda - \tau}{\sqrt{(1 + \lambda)\tau + \kappa\sqrt{\tau(\tau + 1)}}}, \\ \psi' &\equiv \frac{1}{\sqrt{\xi_F}} \frac{\lambda' - \tau'}{\sqrt{(1 + \lambda')\tau' + \kappa\sqrt{\tau'(\tau' + 1)}}}.\end{aligned}\quad (2)$$

The variable ψ' is corrected for an empirical energy shift E_{shift} corresponding to the average of the separation energies of the various shells contributing to the nuclear ground state [51]. With the shift one achieves the center of the QE peak to be at $\psi' = 0$. The necessary shift is achieved by substituting λ and τ with $\lambda' = \lambda - E_{\text{shift}}/2m_N$ and $\tau' = \kappa^2 - \lambda'^2$.

The idea of the scaling formalism is to factorize the elastic cross section on a single nucleon, obtaining in this way a universal scaling function which contains information about the nuclear structure. For that purpose, reduced longitudinal and transverse response functions are introduced as [52]:

$$f_L = k_F \frac{R_L}{G_L(\kappa, \lambda)}, \quad f_T = k_F \frac{R_T}{G_T(\kappa, \lambda)}.$$

The functions G_L and G_T are expressed as:

$$G_L(\kappa, \lambda) = \frac{(\kappa^2/\tau)[\tilde{G}_E^2 + \tilde{W}_2\Delta]}{2\kappa[1 + \xi_F(1 + \psi^2)/2]},$$

$$G_T(\kappa, \lambda) = \frac{2\tau\tilde{G}_M^2 + \tilde{W}_2\Delta}{2\kappa[1 + \xi_F(1 + \psi^2)/2]},$$

where

$$\Delta = \xi_F(1 - \psi^2) \left[\frac{\sqrt{\tau(1 + \tau)}}{\kappa} + \frac{1}{3}\xi_F(1 - \psi^2)\frac{\tau}{\kappa^2} \right],$$

$$\tilde{W}_1 = \tau\tilde{G}_M^2,$$

$$\tilde{W}_2 = \frac{1}{1 + \tau} \left[\tilde{G}_E^2 + \tau\tilde{G}_M^2 \right],$$

$$\tilde{G}_E^2 = Z G_E^{p,2} + N G_E^{n,2},$$

$$\tilde{G}_M^2 = Z G_M^{p,2} + N G_M^{n,2}.$$

Here Z and N represent the number of protons and neutrons in the nucleus, respectively, $G_E^{p,n}$ and $G_M^{p,n}$ are nucleon electric and magnetic form factors [53]. Using these functions a dimensionless scaling function for the total cross section can be written as:

$$f = k_F \frac{d^2\sigma/d\Omega_e d\omega}{\sigma_M [v_L G_L(\kappa, \lambda) + v_T G_T(\kappa, \lambda)]},$$

$$= f_L \sin^2 \chi_{TL} + f_T \cos^2 \chi_{TL}, \quad (3)$$

where the angle χ_{TL} is defined as

$$\tan^2 \chi_{TL} = \frac{v_L G_L}{v_T G_T}. \quad (4)$$

This angle characterizes the ratio between the longitudinal and transverse contributions to the cross section. At $\chi_{TL} \approx 0$ the inclusive cross section is dominated by the transverse response, while at $\chi_{TL} \approx 90^\circ$ the cross section is governed by the longitudinal response [51].

Using the scaling variables in Eqs. (2), (3), and (4), the measured cross sections could be compared to the previous measurements at $|\vec{q}| \approx 0.8 \text{ GeV}/c$ of Barreau et al. [40] and Sealock et al. [41]. The extracted values of the dimensionless scaling function $f(\psi')$ are shown in Fig. 3. This figure shows the approximate scaling of the measured cross sections which starts to break for $\psi' > 0$ when the transverse contributions of the Δ -resonance begin to dominate the cross Sect. [51,52]. At the QE peak the experimental values of this work and Sealock et al. collected at scattering angles $\theta < 90^\circ$, which corresponds to $\chi_{TL} = 36^\circ$ and 46° , respectively, agree very well with each other. On the other hand, the scaling function reconstructed from data of Barreau et al. at $\theta = 145^\circ$ is over 20 % higher at the top of the QE peak. These data coincide with a much smaller value of $\chi_{TL} = 12^\circ$, and are thus dominated by the transverse response R_T which is known to break scaling due to various nonelastic contributions ranging from final-state-interaction (FSI) effects to contributions from the meson-exchange currents (MEC) [51].

Experimental values were compared also to the full calculations of Megias et al.. Interestingly, at the top of the QE peak the theory is consistent with the data of Barreau et al., but overshoots the experimental values of this work and that of Sealock et al.. The analysis of the QE cross sections has revealed that for these two data sets the QE part matches the strength of the measured cross section, indicating that the discrepancy might be due to the overestimated MEC contributions.

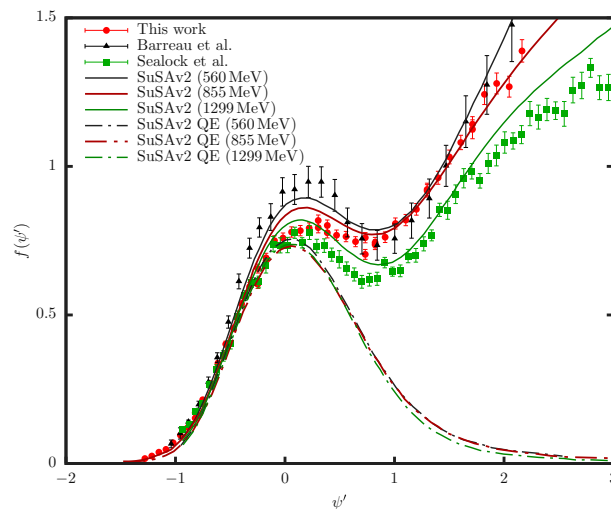


Fig. 3 The scaling function $f(\psi')$ at $|\vec{q}| \approx 0.8 \text{ GeV}/c$. The experimental values of this work, Barreau et al. [40], and Sealock et al. [41] are shown together with the results of the SuSAv2-MEC model at corresponding beam energies of 560 MeV (Barreau et al.), 855 MeV (this work) and 1299 MeV (Sealock et al.) and presented with the full lines. The dash-dotted lines are used to present contributions of the QE processes to the calculated scaling functions [13]

4 Conclusions

We presented the experimental cross section for the inclusive reaction $^{12}\text{C}(e, e')$ at $Q^2 = 0.8 \text{ GeV}^2/c^2$. The measurement was made at the kinematics that is relevant for the accelerator based neutrino experiments, but where the available data are scarce. Since the new data set has not been considered in any of the theoretical models, we could use them to challenge the calculations and generators employed in the interpretation of the experiments with neutrinos. We have demonstrated that the event generators in combination with selected nuclear models are capable of describing data at the level of 10%. For even higher precision of the generators in the future, the built-in nuclear models need to be further refined, especially the description of the transverse part of the interaction, which governs the inclusive cross section in the region of the “dip” and Δ -resonance. To achieve this goal, further theoretical and experimental investigations of cross sections at $Q^2 \approx 1 \text{ GeV}^2/c^2$ are needed. Kinematics at lower Q^2 would also be useful to test MEC models. In particular, the prospect of having ab-initio calculations in the light and mid-mass sector with MEC [30,35,54–57] will motivate further experimental activities in the future on various targets.

Acknowledgements The authors would like to thank the MAMI accelerator group for the excellent beam quality which made this experiment possible. We also thank U. Mosel for useful discussions. This work is supported by the Federal State of Rhineland-Palatinate, by the Deutsche Forschungsgemeinschaft (DFG) through the Cluster of Excellence “Precision Physics, Fundamental Interactions, and Structure of Matter” (PRISMA⁺ EXC 2118/1) funded by the DFG within the German Excellence Strategy (Project ID 390831469), by the DFG grant “Electron Scattering on Nuclei for Neutrino Physics” (Project ID 521414474), by the Slovenian Research Agency under Grants P1-0102 and J1-4383, by the European Union’s Horizon 2020 research and innovation programme under the Marie Skłodowska-Curie grant agreement No. 101026014, by Croatian Science Foundation under the project IP-2018-01-8570 and by the University of Tokyo ICRR’s InterUniversity Research Program FY2024 (Ref. 2024i-J-001), Japan; the Spanish Ministerio de Ciencia, Innovación y Universidades and ERDF (European Regional Development Fund) under contract PID2020-114687GB100 and by the Junta de Andalucía grant No. FQM160.

Author Contributions M.M. and L.D. wrote the main manuscript text. S.B., A.A., C.G., G.M. and J.S. provided the theoretical interpretation of the data, all other authors were involved in the data taking. All authors reviewed the manuscript.

Data Availability Data can be obtained from M. Mihovilovic < mih.mihovilovic@ijs.si >.

Open Access This article is licensed under a Creative Commons Attribution 4.0 International License, which permits use, sharing, adaptation, distribution and reproduction in any medium or format, as long as you give appropriate credit to the original author(s) and the source, provide a link to the Creative Commons licence, and indicate if changes were made. The images or other third party material in this article are included in the article’s Creative Commons licence, unless indicated otherwise in a credit line to the material. If material is not included in the article’s Creative Commons licence and your intended use is not permitted by statutory regulation or exceeds the permitted use, you will need to obtain permission directly from the copyright holder. To view a copy of this licence, visit <http://creativecommons.org/licenses/by/4.0/>.

Declarations

Conflict of interest The authors declare no Conflict of interest.

References

1. S. Boffi, C. Giusti, F.D. Pacati, Nuclear response in electromagnetic interactions with complex nuclei. *Phys. Rept.* **226**, 1–101 (1993). [https://doi.org/10.1016/0370-1573\(93\)90132-W](https://doi.org/10.1016/0370-1573(93)90132-W)
2. D. Androic et al., Strange quark contributions to parity-violating asymmetries in the backward angle G0 electron scattering experiment. *Phys. Rev. Lett.* **104**, 012001 (2010). <https://doi.org/10.1103/PhysRevLett.104.012001>. arXiv:0909.5107 [nucl-ex]
3. I. Korover, Probing the repulsive core of the nucleon-nucleon interaction via the ${}^4\text{He}(e, e' pN)$ triple-coincidence reaction. *Phys. Rev. Lett.* **113**(2), 022501 (2014). <https://doi.org/10.1103/PhysRevLett.113.022501>. arXiv:1401.6138 [nucl-ex]
4. D. Wang, Measurement of parity violation in electron–quark scattering. *Nature* **506**(7486), 67–70 (2014). <https://doi.org/10.1038/nature12964>
5. M. Defurne, A glimpse of gluons through deeply virtual Compton scattering on the proton. *Nat. Commun.* **8**(1), 1408 (2017). <https://doi.org/10.1038/s41467-017-01819-3>. arXiv:1703.09442 [hep-ex]
6. D. Izraeli et al., Measurement of polarization-transfer to bound protons in carbon and its virtuality dependence. *Phys. Lett. B* **781**, 95–98 (2018). <https://doi.org/10.1016/j.physletb.2018.03.027>. arXiv:1711.09680 [nucl-ex]
7. S. Paul et al., The influence of Fermi motion on the comparison of the polarization transfer to a proton in elastic $\text{e} \rightarrow \text{e}' p$ and quasi-elastic $\text{e} \rightarrow \text{e}' p$ scattering. *Phys. Lett. B* **792**, 445–449 (2019). <https://doi.org/10.1016/j.physletb.2019.04.004>. arXiv:1901.10958 [nucl-ex]
8. A. Esser, First measurement of the Q^2 dependence of the beam-normal single spin asymmetry for elastic scattering off carbon. *Phys. Rev. Lett.* **121**(2), 022503 (2018). <https://doi.org/10.1103/PhysRevLett.121.022503>
9. R. Cruz-Torres, Probing few-body nuclear dynamics via ${}^3\text{H}$ and ${}^3\text{He}$ $(e, e' p)$ pn cross-section measurements. *Phys. Rev. Lett.* **124**(21), 212501 (2020). <https://doi.org/10.1103/PhysRevLett.124.212501>. arXiv:2001.07230 [nucl-ex]
10. O. Benhar, A. Fabrocini, S. Fantoni, I. Sick, Spectral function of finite nuclei and scattering of GeV electrons. *Nucl. Phys. A* **579**, 493–517 (1994). [https://doi.org/10.1016/0375-9474\(94\)90920-2](https://doi.org/10.1016/0375-9474(94)90920-2)
11. A.M. Ankowski, A. Friedland, Assessing the accuracy of the genie event generator with electron-scattering data. *Phys. Rev. D* **102**, 053001 (2020). <https://doi.org/10.1103/PhysRevD.102.053001>
12. A. Gil, J. Nieves, E. Oset, Many body approach to the inclusive (e, e') reaction from the quasielastic to the delta excitation region. *Nucl. Phys. A* **627**, 543–598 (1997). [https://doi.org/10.1016/S0375-9474\(97\)00513-7](https://doi.org/10.1016/S0375-9474(97)00513-7). arXiv:nucl-th/9711009
13. G.D. Megias, J.E. Amaro, M.B. Barbaro, J.A. Caballero, T.W. Donnelly, Inclusive electron scattering within the SuSAv2 meson-exchange current approach. *Phys. Rev. D* **94**, 013012 (2016). <https://doi.org/10.1103/PhysRevD.94.013012>. arXiv:1603.08396 [nucl-th]
14. A.M. Ankowski, Electron scattering and neutrino physics. *J. Phys. G: Nucl. Part. Phys.* **50**, 120501 (2023). <https://doi.org/10.1088/1361-6471/acef42>
15. L.A. Ruso, et al., Theoretical tools for neutrino scattering: interplay between lattice QCD, EFTs, nuclear physics, phenomenology, and neutrino event generators (2022). arXiv:2203.09030 [hep-ph]
16. M. Murphy, Measurement of the cross sections for inclusive electron scattering in the E12–14–012 experiment at Jefferson Lab. *Phys. Rev. C* **100**(5), 054606 (2019). <https://doi.org/10.1103/PhysRevC.100.054606>. arXiv:1908.01802 [hep-ex]
17. H. Dai, First measurement of the Ar $(e, e')X$ cross section at Jefferson Laboratory. *Phys. Rev. C* **99**(5), 054608 (2019). <https://doi.org/10.1103/PhysRevC.99.054608>. arXiv:1810.10575 [nucl-ex]
18. H. Dai, First measurement of the Ti $(e, e')X$ cross section at Jefferson lab. *Phys. Rev. C* **98**(1), 014617 (2018). <https://doi.org/10.1103/PhysRevC.98.014617>. arXiv:1803.01910 [nucl-ex]
19. L. Jiang, Determination of the argon spectral function from $(e, e'p)$ data. *Phys. Rev. D* **105**(11), 112002 (2022). <https://doi.org/10.1103/PhysRevD.105.112002>. arXiv:2203.01748 [nucl-ex]
20. L. Jiang, Determination of the titanium spectral function from $(e, e'p)$ data. *Phys. Rev. D* **107**(1), 012005 (2023). <https://doi.org/10.1103/PhysRevD.107.012005>. arXiv:2209.14108 [nucl-ex]
21. S. Dolan, G.D. Megias, S. Bolognesi, Implementation of the susav2-meson exchange current 1p1h and 2p2h models in genie and analysis of nuclear effects in t2k measurements. *Phys. Rev. D* **101**, 033003 (2020). <https://doi.org/10.1103/PhysRevD.101.033003>
22. A.A. Aguilar-Arevalo, A search for electron neutrino appearance at the $\Delta m^2 \sim 1eV^2$ scale. *Phys. Rev. Lett.* **98**, 231801 (2007). <https://doi.org/10.1103/PhysRevLett.98.231801>. arXiv:0704.1500 [hep-ex]
23. D.D. Stancil, Demonstration of communication using neutrinos. *Mod. Phys. Lett. A* **27**, 1250077 (2012). <https://doi.org/10.1142/S0217732312500770>. arXiv:1203.2847 [hep-ex]
24. K. Abe, The T2K experiment. *Nucl. Instrum. Meth.* **A659**, 106–135 (2011). <https://doi.org/10.1016/j.nima.2011.06.067>. arXiv:1106.1238 [physics.ins-det]
25. C. Andreopoulos, The GENIE neutrino Monte Carlo generator. *Nucl. Instrum. Meth. A* **614**, 87–104 (2010). <https://doi.org/10.1016/j.nima.2009.12.009>. arXiv:0905.2517 [hep-ph]
26. O. Buss, T. Gaitanos, K. Gallmeister, H. Hees, M. Kaskulov, O. Lalakulich, A.B. Larionov, T. Leitner, J. Weil, U. Mosel, Transport-theoretical description of nuclear reactions. *Phys. Rept.* **512**, 1–124 (2012). <https://doi.org/10.1016/j.physrep.2011.12.001>. arXiv:1106.1344 [hep-ph]
27. A. Papadopoulou, A. Ashkenazi, S. Gardiner, M. Betancourt, S. Dytman, L.B. Weinstein, E. Piasetzky, F. Hauenstein, M. Khachatryan, S. Dolan, G.D. Megias, O. Hen, Inclusive electron scattering and the genie neutrino event generator. *Phys. Rev. D* **103**, 113003 (2021). <https://doi.org/10.1103/PhysRevD.103.113003>
28. M. Khachatryan, Electron-beam energy reconstruction for neutrino oscillation measurements. *Nature* **599**(7886), 565–570 (2021). <https://doi.org/10.1038/s41586-021-04046-5>

29. I.C. Cloët, W. Bentz, A.W. Thomas, Relativistic and nuclear medium effects on the coulomb sum rule. *Phys. Rev. Lett.* **116**(3), 032701 (2016). <https://doi.org/10.1103/PhysRevLett.116.032701>. arXiv:1506.05875 [nucl-th]
30. A. Lovato, S. Gandolfi, J. Carlson, S.C. Pieper, R. Schiavilla, Electromagnetic response of ^{12}C : a first-principles calculation. *Phys. Rev. Lett.* **117**, 082501 (2016). <https://doi.org/10.1103/PhysRevLett.117.082501>
31. A. Lovato, J. Carlson, S. Gandolfi, N. Rocco, R. Schiavilla, Ab initio study of (ν_ℓ, ℓ^-) and $(\bar{\nu}_\ell, \ell^+)$ inclusive scattering in ^{12}C : confronting the miniboone and t2k ccqe data. *Phys. Rev. X* **10**, 031068 (2020). <https://doi.org/10.1103/PhysRevX.10.031068>
32. S. Pastore, J. Carlson, S. Gandolfi, R. Schiavilla, R.B. Wiringa, Quasielastic lepton scattering and back-to-back nucleons in the short-time approximation. *Phys. Rev. C* **101**, 044612 (2020). <https://doi.org/10.1103/PhysRevC.101.044612>
33. J.E. Sobczyk, B. Acharya, S. Bacca, G. Hagen, Coulomb sum rule for ^4He and ^{16}O from coupled-cluster theory. *Phys. Rev. C* **102**, 064312 (2020). <https://doi.org/10.1103/PhysRevC.102.064312>
34. J.E. Sobczyk, B. Acharya, S. Bacca, G. Hagen, Ab initio computation of the longitudinal response function in ^{40}Ca . *Phys. Rev. Lett.* **127**, 072501 (2021). <https://doi.org/10.1103/PhysRevLett.127.072501>
35. L. Andreoli, J. Carlson, A. Lovato, S. Pastore, N. Rocco, R.B. Wiringa, Electron scattering on $a = 3$ nuclei from quantum monte carlo based approaches. *Phys. Rev. C* **105**, 014002 (2022). <https://doi.org/10.1103/PhysRevC.105.014002>
36. J.E. Sobczyk, S. Bacca, G. Hagen, T. Papenbrock, Spectral function for ^4He using the chebyshev expansion in coupled-cluster theory. *Phys. Rev. C* **106**, 034310 (2022). <https://doi.org/10.1103/PhysRevC.106.034310>
37. J.E. Sobczyk, B. Acharya, S. Bacca, G. Hagen, ^{40}Ca transverse response function from coupled-cluster theory. *Phys. Rev. C* **109**, 025502 (2024). <https://doi.org/10.1103/PhysRevC.109.025502>
38. J.E. Sobczyk, S. Bacca, ^{16}O spectral function from coupled-cluster theory: applications to lepton-nucleus scattering. *Phys. Rev. C* **109**, 044314 (2024). <https://doi.org/10.1103/PhysRevC.109.044314>
39. K.I. Blomqvist, The three-spectrometer facility at the mainz microtron MAMI. *Nucl. Instr. Meth. A* **403**, 263–301 (1998). [https://doi.org/10.1016/S0168-9002\(97\)01133-9](https://doi.org/10.1016/S0168-9002(97)01133-9)
40. P. Barreau, M. Bernheim, J. Duclos, J.M. Finn, Z. Meziani, J. Morgenstern, J. Mougey, D. Royer, B. Saghay, D. Tarnowski, S. Turck-Chieze, M. Brussel, G.P. Capitani, E. De Sanctis, S. Frullani, F. Garibaldi, D.B. Isabelle, E. Jans, I. Sick, P.D. Zimmerman, Deep-inelastic electron scattering from carbon. *Nucl. Phys. A* **402**(3), 515–540 (1983). [https://doi.org/10.1016/0375-9474\(83\)90217-8](https://doi.org/10.1016/0375-9474(83)90217-8)
41. R.M. Sealock, K.L. Giovanetti, S.T. Thornton, Z.E. Meziani, O.A. Rondon-Aramayo, S. Auffret, J.-P. Chen, D.G. Christian, D.B. Day, J.S. McCarthy, R.C. Minehart, L.C. Dennis, K.W. Kemper, B.A. Mecking, J. Morgenstern, Electroexcitation of the $\Delta(1232)$ in nuclei. *Phys. Rev. Lett.* **62**, 1350–1353 (1989). <https://doi.org/10.1103/PhysRevLett.62.1350>
42. L.W. Mo, Y.S. Tsai, Radiative corrections to elastic and inelastic ep and up scattering. *Rev. Mod. Phys.* **41**, 205–235 (1969). <https://doi.org/10.1103/RevModPhys.41.205>
43. L.D. Landau, 56—on the energy loss of fast particles by ionisation, in *Collected Papers of L.D. Landau*. ed. by D. ter Haar (Pergamon, Oxford, 1965), pp.417–424. <https://doi.org/10.1016/B978-0-08-010586-4.50061-4>
44. M. Mihovilović, The proton charge radius extracted from the initial-state radiation experiment at MAMI. *Eur. Phys. J. A* **57**(3), 107 (2021). <https://doi.org/10.1140/epja/s10050-021-00414-x>. arXiv:1905.11182 [nucl-ex]
45. A. Meucci, F. Capuzzi, C. Giusti, F.D. Pacati, Inclusive electron scattering in a relativistic green's function approach. *Phys. Rev. C* **67**, 054601 (2003). <https://doi.org/10.1103/PhysRevC.67.054601>
46. A. Meucci, J.A. Caballero, C. Giusti, F.D. Pacati, J.M. Udías, Relativistic descriptions of inclusive quasielastic electron scattering: application to scaling and superscaling ideas. *Phys. Rev. C* **80**, 024605 (2009). <https://doi.org/10.1103/PhysRevC.80.024605>
47. J. Nieves, J.E. Sobczyk, In medium dispersion relation effects in nuclear inclusive reactions at intermediate and low energies. *Ann. Phys.* **383**, 455–496 (2017). <https://doi.org/10.1016/j.aop.2017.06.002>. arXiv:1701.03628 [nucl-th]
48. A.M. Ankowski, Private communication
49. P.E. Bosted, M.E. Christy, Empirical fit to inelastic electron-deuteron and electron-neutron resonance region transverse cross sections. *Phys. Rev. C* **77**, 065206 (2008). <https://doi.org/10.1103/PhysRevC.77.065206>
50. M.E. Christy, P.E. Bosted, Empirical fit to precision inclusive electron-proton cross sections in the resonance region. *Phys. Rev. C* **81**, 055213 (2010). <https://doi.org/10.1103/PhysRevC.81.055213>. arXiv:0712.3731 [hep-ph]
51. T.W. Donnelly, I. Sick, Superscaling of inclusive electron scattering from nuclei. *Phys. Rev. C* **60**, 065502 (1999). <https://doi.org/10.1103/PhysRevC.60.065502>. arXiv:nucl-th/9905060 [nucl-th]
52. C. Maieron, T.W. Donnelly, I. Sick, Extended superscaling of electron scattering from nuclei. *Phys. Rev. C* **65**, 025502 (2002). <https://doi.org/10.1103/PhysRevC.65.025502>. arXiv:nucl-th/0109032
53. J.J. Kelly, Simple parametrization of nucleon form factors. *Phys. Rev. C* **70**, 068202 (2004). <https://doi.org/10.1103/PhysRevC.70.068202>
54. R. Seutin, O.J. Hernandez, T. Miyagi, S. Bacca, K. Hebeler, S. König, A. Schwenk, Magnetic dipole operator from chiral effective field theory for many-body expansion methods. *Phys. Rev. C* **108**, 054005 (2023). <https://doi.org/10.1103/PhysRevC.108.054005>
55. B. Acharya, B.S. Hu, S. Bacca, G. Hagen, P. Navrátil, T. Papenbrock, The magnetic dipole transition in ^{48}Ca (2023) arXiv:2311.11438 [nucl-th]
56. T. Miyagi, X. Cao, R. Seutin, S. Bacca, R.F. Garcia Ruiz, K. Hebeler, J.D. Holt, A. Schwenk, Impact of two-body currents on magnetic dipole moments of nuclei (2023) arXiv:2311.14383 [nucl-th]
57. G.B. King, S. Pastore, Recent progress in the electroweak structure of light nuclei using quantum Monte Carlo methods (2024) arXiv:2402.06602 [nucl-th]