

Superconducting properties of an Ag-CLAD (BiPb)₂Sr₂Ca₂Cu₃O_{10+y} tape

Kušević, Ivica; Babić, Emil; Marohnić, Željko; Drobac, Đuro; Prester, Predrag; Liu, H. K.; Dou, S. X.

Source / Izvornik: **Fizika A, 1993, 2, 89 - 100**

Journal article, Published version

Rad u časopisu, Objavljena verzija rada (izdavačev PDF)

Permanent link / Trajna poveznica: <https://um.nsk.hr/um:nbn:hr:217:006049>

Rights / Prava: [In copyright](#)/[Zaštićeno autorskim pravom.](#)

Download date / Datum preuzimanja: **2025-01-25**



Repository / Repozitorij:

[Repository of the Faculty of Science - University of Zagreb](#)



SUPERCONDUCTING PROPERTIES OF AN Ag-CLAD
(BiPb)₂Sr₂Ca₂Cu₃O_{10+y} TAPE

IVICA KUŠEVIĆ, EMIL BABIĆ

Department of Physics, The University of Zagreb, POBox 162, 41001 Zagreb, Croatia

ŽELJKO MAROHNIC, ĐURO DROBAC, MLADEN PRESTER

Institute of Physics of the University, POBox 304, 41001 Zagreb, Croatia

and

H. K. LIU, S. X. DOU

*School of Material Science and Engineering, University of New South Wales,
POBox 1, Kensington, NSW 2033, Australia*

Received 15 April 1993

UDC 538.945

Original scientific paper

AC susceptibility and $V - I$ characteristics of a well characterised Ag-clad Bi-Pb-Sr-Ca-Cu-O tape have been studied in the temperature (T) range 77–106 K and magnetic fields (B) up to 0.06 T. The intrinsic critical current density J_s (from ac susceptibility) is 30 000 A/cm² at 77 K whereas the transport critical current density J_c (from $V - I$ curves) is 10 100 A/cm² at the same temperature. Both J_s and J_c showed power law variations with T and B , respectively, characteristic for intragranular flux creep. From the dissipation within the core the differential resistance R_f (associated with the flux flow) has been deduced. The magnitude and the variations of R_f with T and B are consistent with those due to flux flow in type II superconductors in low field. From d^2V/dI^2 vs I curves very broad critical current distribution CCD has been deduced. The most probable J_c within the core

is $J_{cp} \simeq 2.4J_c$ and the maximum one $J_{cm} \simeq 5J_c$. Such large J_{cm} enables further improvement of J_c in Ag-BPSCCO tapes.

1. Introduction

The achievement of high critical current densities ($J_c > 10^4$ A/cm²) in magnetic fields B comparable with the upper critical field B_{c2} ($B_{c2} > 10$ T) is necessary for the large scale applications of superconductivity. For the high temperature superconductors (HTS) these conditions are easily met in the epitaxial thin films and single crystals but not for the bulk samples [1]. In particular for ceramic HTS samples the zero field values of J_c at 77 K are up to 10^3 A/cm² and decrease to about tenth of this value [1] in fields as low as 0.01 T.

A considerable improvement in J_c has been achieved for the melt-textured polycrystalline HTS samples [2]. In these samples the grain structure is more regular than in ordinary ceramics [1] and roughly resembles the brick-wall. J_c approaching 10^4 A/cm² in magnetic fields $B < 0.1$ T has been achieved but the preparation technique proved impractical for the production of large samples. The improvement in J_c has been ascribed to the strong intergrain links, associated with better grain alignment and larger and more regular grain boundaries.

In the last two years a considerable progress has been made in the production of the tapes of high temperature superconductors possessing high critical current density J_c . In particular the transport J_c up to 40 000 A/cm² at 77 K has been achieved in Ag-clad (BiPb)₂Sr₂Ca₂Cu₃O_{10+y} (BPSCCO) tapes [3,4]. Since the magnitude of J_c and its variation with magnetic field depend sensitively on the microstructure of a given tape [4] it seems clear that the onset of dissipation is associated with depinning of vortices as in conventional type II superconductors.

However, the observed values of J_c are still below those expected to arise due to intrinsic pinning mechanism in layered HTS compounds [5]. The thermally activated flux creep and the residual weak intergranular coupling have been proposed as the J_c -limiting factors at higher [6] and lower [7] temperatures, respectively. The "brick-wall model" specific to the microstructure of HTS tapes has also been proposed [8,9]. Within this model the current passes through the bulk of the grains and large-area c -axis grain boundaries so as to bypass small a - and b -axis boundaries along the tape. Therefore J_c along the tape is determined with that along c -axis and the ratio of the length to the thickness of the grain [9].

In our opinion the available data are not sufficient in order to single out the J_c -limiting mechanism in the present-day HTS-tapes. In particular the results for intrinsic critical current density (J_s), the differential resistance (R_f) and the critical current distribution function (CCD) which proved important for the understanding [10-14] of ceramic samples are still missing for tapes. In that what follows we present the preliminary results of the measurements of J_s , transport J_c , R_f and CCD for a well characterised Ag-clad BPSCCO tape [4].

2. *Experimental procedure*

Powders were prepared by codecomposition of metal nitrate solutions having the cation ratio Bi : Pb : Sr : Ca : Cu = 1.85 : 0.35 : 1.90 : 2.03 : 3.05. The powders were calcined at 820°C for the 10 h, uniaxially pressed into pellets and sintered at 840°C for 20 h. X-ray diffraction patterns obtained using a Siemens D5000 diffractometer showed that the major phase was $(\text{BiPb})_2\text{Sr}_2\text{Ca}_1\text{Cu}_2\text{O}_{8+z}$ (2212), the high T_c phase (2223) has not been formed at this stage.

A powder-in-tube method [3,4] was used to prepare Ag-sheated Bi-2223 wires. The wires were rolled into tapes of overall thickness $\simeq 0.1$ mm and width $\simeq 4$ mm. The resultant tapes were heat treated at 830°C–838°C for varying times up to 60 h in air. The tapes were then uniaxially pressed at 1 GPa and heat treated under the same conditions for 120 h. This treatment was sufficient to form nearly single-phase 2223. The x-ray diffraction pattern revealed about two percent of Bi-2212 phase in the investigated tape.

The experimental methods for the measurements of the resistance and $V - I$ curves have been given previously [11-14]. Since our pulse-current setup is limited to $I \leq 6$ A a 1.8 mm wide strip was cut from the edge of original (4.5 mm wide) tape. The $V - I$ curves have been measured over the temperature range 80–106 K in magnetic fields up to 60 mT.

The high-resolution ac susceptibility measurements were performed with the setup described in some detail elsewhere [10]. The rest of the tape (left after cutting the resistance sample) has been used in these measurements. The measurements were performed in the temperature range 77–110 K with ac magnetic field amplitudes 10^{-6} – 10^{-2} T at the frequency 28.4 Hz and in dc fields up to 0.015 T.

3. *Results and discussion*

The resistive transition of the tape centered around 106.8 K is very narrow ($\Delta T \leq 1$ K) and rather symmetrical (Fig. 1). In particular the characteristic “foot” [15] for ceramic BPSCCO samples (associated with the percolative transition in an array of weak intergranular links [1]) is absent in a tape. The other features indicating that the approach to $R = 0$ in tape is not dominated with weak links are rather homogeneous broadening (as in single crystals) of the transition in magnetic field and the insensitivity of the transition on the measuring current ($I \leq 20$ mA).

As shown in the inset in Fig. 1 the resistance (R) of our sample decreases linearly with temperature between 300 K and 110 K and extrapolates to zero at 28 K (as that of reasonably pure Ag). Indeed because of the unfavourable ratios of resistivity and cross-sections of Ag and BPSCCO core the resistance of our sample between 110 K and 300 K is practically that of Ag-sheating. From the resistance measurements on the intact strip and that with badly damaged core (showing no I_c) we estimated that the resistance of the core at 300 K is about 400 times larger than that of the strip.

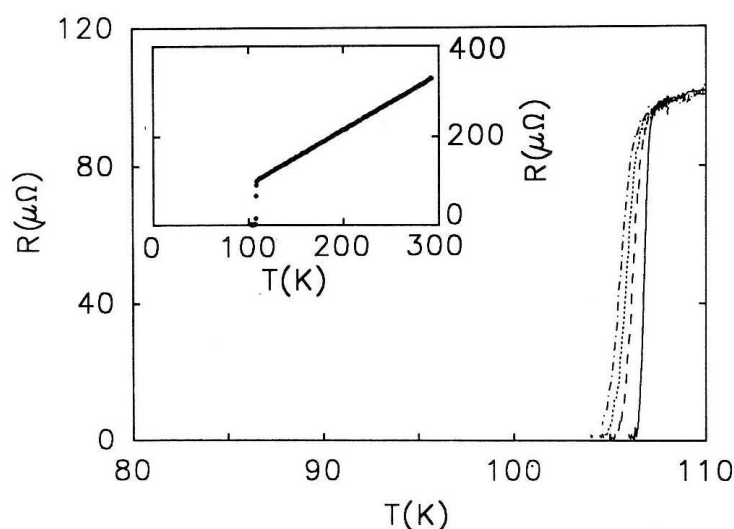


Fig. 1. Resistive transition of BPSCCO/Ag tape at applied fields $B = 0$ (—), 0.02 (---), 0.04 (···) and 0.06 T (- · -), respectively. The inset: resistance vs. temperature for the same tape.

The diamagnetic transition of BPSCCO-Ag tape is shown in Fig. 2. The transition in low ac field ($B_0 = 5 \cdot 10^{-5}$ T) is very narrow with the midpoint at 106.5 K. In higher fields the transition was broadened but two steps characteristic for ceramic samples [1] did not appear up to the highest available field ($B_0 \simeq 10^{-2}$ T). Accordingly the imaginary part (χ'') of the ac susceptibility showed a single maximum which was shifted to the lower temperature on increasing B_0 (Fig. 2). These results do not support the interpretation of a tape in terms of two phases (grains and intergranular links) possessing different superconducting properties. For a superconductor in a form of a long thin plate the critical current density $J_c''(H_{\max}, T) = \sqrt{2}H_{\max}/d$ where H_{\max} is the ac field amplitude for which χ'' has the maximum at the temperature T and d is the thickness of the plate [10] (BPSCCO core). When the plate is very thin ($d = 0.026$ mm for our tape) H_{\max} is low hence $J_c''(H_{\max})$ is practically the zero field (intrinsic) critical current density [10] J_s . Indeed for our tape $J_c''(H_{\max}, T) = J_s(T)$ has been observed for $T \geq 80$ K. In particular at $T = 80.5$ K both measurements yielded $\simeq 28000$ A/cm².

Typical $V - I$ curves measured at 80.5 K are shown in Fig. 3. J_c , estimated from the width and average thickness of the core (determined from the magnetic susceptibility measurements) was 6000 A/cm² at 80.5 K. Since the rectangular core-section was assumed in this estimation whereas the actual cross-section near the edge of the tape is more triangular-like [7] the actual J_c is probably in good agreement with $J_c = 10100$ A/cm² obtained on the intact tape at 77 K. Even so the transport J_c is almost three times lower than J_s or J_s'' (determined from the maxima in χ''). A similar difference between J_c determined from transport

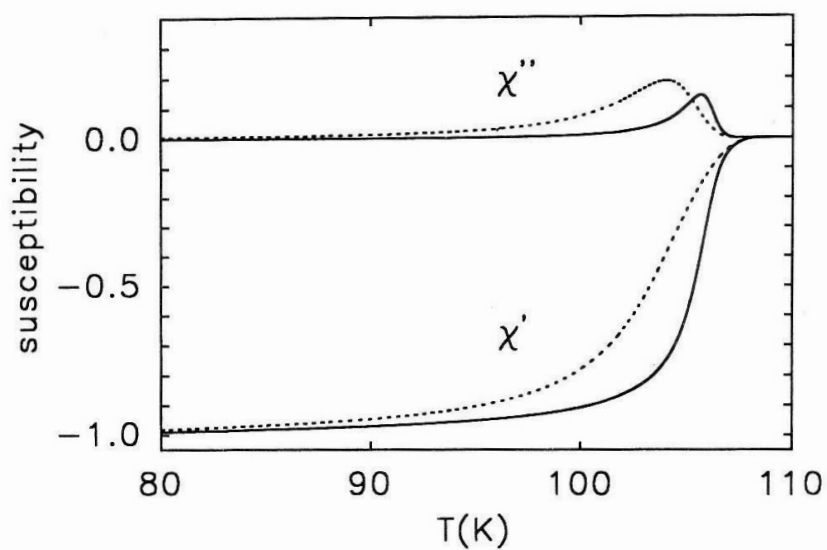


Fig. 2. Variations of real (χ') and imaginary (χ'') part of ac susceptibility of BPSCCO/Ag tape with temperature for ac field amplitudes $B_0 = 0.05$ (—) and 0.23 mT (---), respectively.

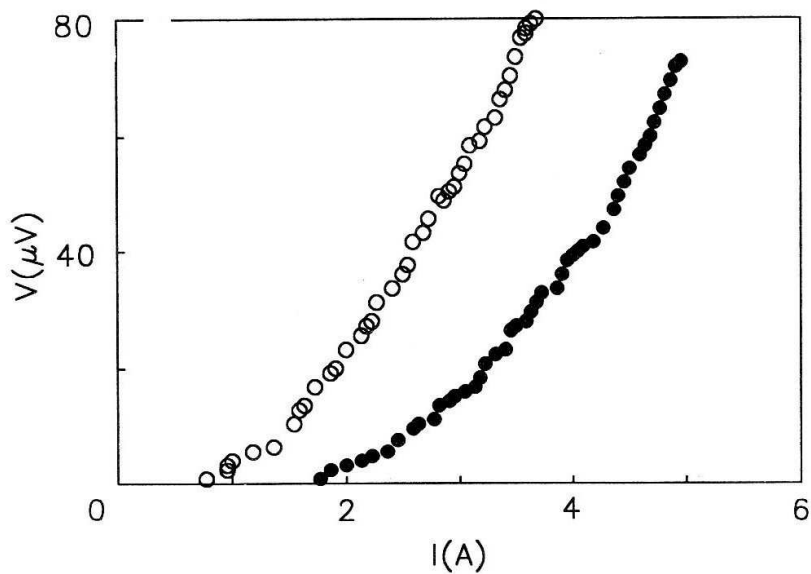


Fig. 3. $V - I$ characteristic of BPSCCO/Ag tape at 80.5 K in magnetic fields $B = 0$ (●) and 0.06 T (○), respectively.

and magnetisation measurements has also been observed for other Ag-BPSCCO tapes as well as in conventional superconductors with reduced cross-section [7]. In our opinion this arises mainly because magnetization and transport take different averages over the current path in material which results in different sensitivity to inhomogeneities, inherent to present-day tapes. In particular, if some grains have c -axis along the length of the tape this would sizably reduce the transport J_c , but would hardly affect J_s .

The variations of the J_c , J_c'' and J_s (normalized to their respective $T = 80.5$ K values) with temperature are shown in Fig. 4. Apparently all these critical currents show qualitatively the same variation with temperature. The data for J_c and J_c'' (which are more detailed) are replotted in the inset in Fig. 4 in a form more suitable to deduce the exponent n of a power law variation $J_c \sim (1 - T/T_c)^n$ expected to arise due to flux creep in type II superconductor.

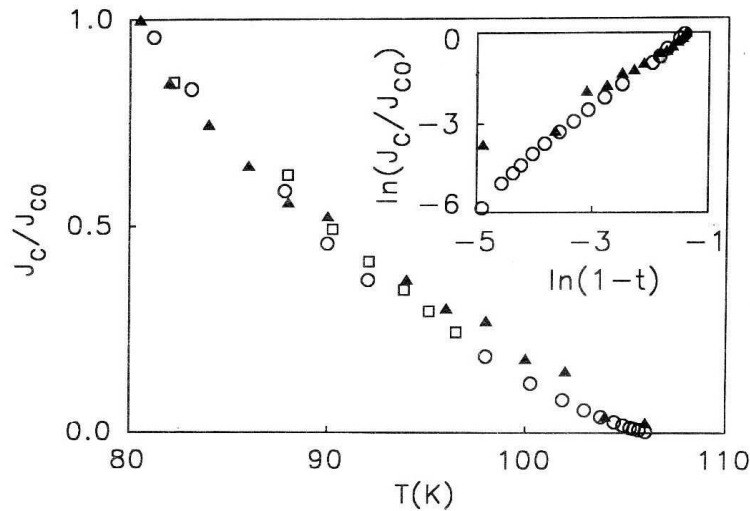


Fig. 4. Variations of critical current densities (\square intrinsic, \triangle transport and \circ determined from χ'') normalized to their respective $T + 80.5$ K values with temperature for BPSCCO/Ag tape. The inset: plot showing $J_c \sim (1 - t)^n$ variation with $t = T/T_c$ and $n = 1.4$.

The observed $n = 1.4$ is somewhat lower than the Ginzburg-Landau value $n = 1.5$ for $T \rightarrow T_c$ (usually observed in thin films and single crystals of HTS compounds) but is still quite different from $n = 1$ or $n = 2$ expected to arise due to different types of weak links [16]. We note however that the transport measurements cannot give intrinsic $J_c(T)$ dependence for $T \rightarrow T_c$ since the sample is not fully superconducting at these temperatures (Fig. 2) which may result in an enhanced increase of J_c on lowering T (hence lower n). Similarly $J_c''(T)$ is affected with increasing H_{\max} on lowering T which also results in somewhat lower n . Because of

this a thorough discussion whether the Ginzburg-Landau theory is applicable to I_c of HTS compounds (for $T \rightarrow T_c$) or not will be possible when the variation of the intrinsic critical current density becomes available.

The magnetic field (B) dependence of I_c and I_s at 80.5 K are shown in Fig. 5. The observed variations are qualitatively the same as the observed for other BPSCCO tapes [3,4,6,7] and can be fitted rather well with $I_c \sim B^{-0.5}$ within the explored field range. Although much weaker than in ceramic HTS sample the observed B -dependence is quite strong because $t = T/T_c$ is quite high and the flux pinning is not so strong in our sample. (Indeed considerably weaker $I_c(B)$ dependence has been observed in BPSCCO tapes exhibiting enhanced flux pinning [3,4]).

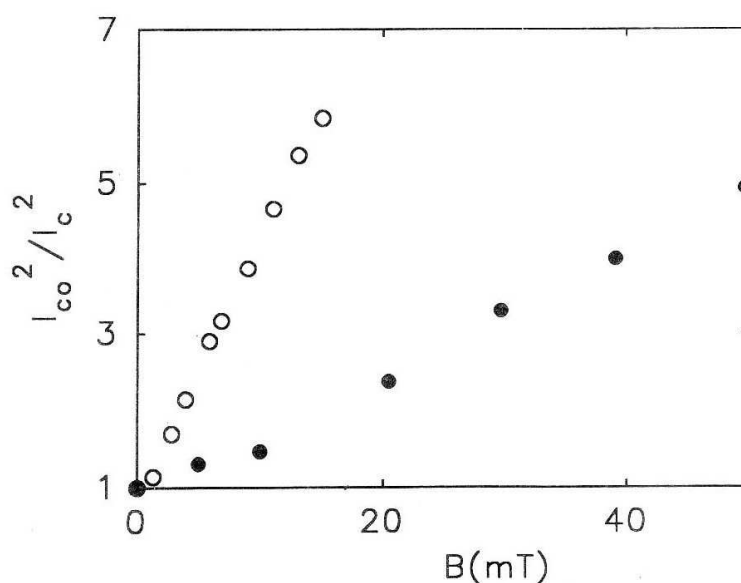


Fig. 5. Plots of intrinsic (\circ) and transport (\bullet) critical currents of BPSCCO/Ag tape showing $I_c \sim B^{-0.5}$ variations with magnetic field.

However I_c and I_s are reduced to about half of their respective zero field values at very different fields (0.05 and 0.012 T, respectively, Fig. 5). At present we have no proper explanation for such a large difference between the rates of decrease of I_c and I_s with B . This difference could arise from the anisotropic flux pinning [5] within the oxide core (note that I_s flows both parallel and perpendicular to the face of core). Alternatively as regards I_c , the possible residual weak links [7] may become resistive on the onset of dissipation at I_c (hence $I_c < I_s$) and therefore contribute a little to the variation of I_c with B . The measurements of the angular field dependence of I_c and I_s as well as the extension of the present measurements to higher fields and lower temperatures are required in order to elucidate these findings. However, even without such a detailed analysis, the observed variations

of J_c , J_c'' and J_s with T and B are more consistent with the intragranular flux creep than with the intergranular weak links [1]. The magnitude of critical current I_c is however associated with the worst properties of a given sample and therefore the residual weak links or more generally the inhomogeneities may be the factor limiting transport I_c of the present-day tapes.

In order to assess the average and the best properties of the particular sample a detailed analysis of its $V - I$ curves (extending to $I \gg I_c$) is required [13]. Such analysis is for composite superconductor more involved than that for a pure one because in the dissipative region ($V \neq 0$) the current is carried both through the core and the Ag-sheating. Therefore one has to single out the dissipation due to current I actually flowing through the core from the observed one which is caused by the total current I_T along the tape.

The quantities derived from such analysis of $V - I$ curves are shown in Figs. 6 and 7. The dynamic resistance of the core $dV/dI = (dV/dI_T) \cdot (R_{Ag}/(R_{Ag} - R))$ where R_{Ag} and R are the resistance of Ag-sheatings and whole tape, respectively, is shown in Fig. 6. We note that dV/dI increases rather slowly with I and eventually enters

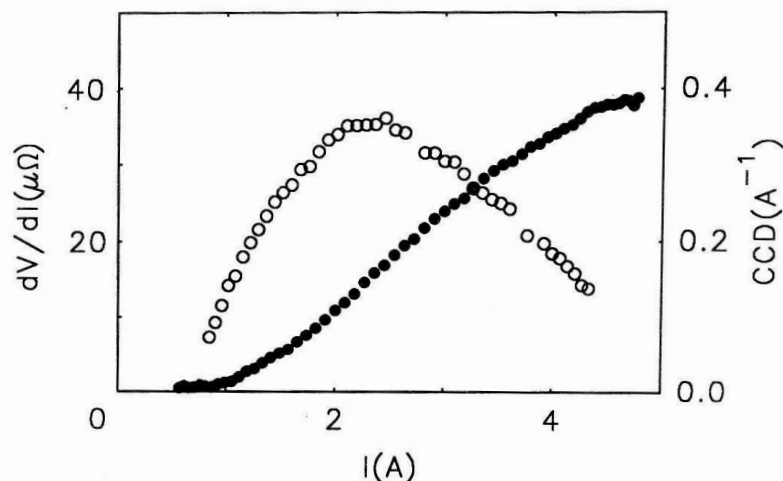


Fig. 6. The dynamic resistance dV/dI (\bullet) of the oxide core of BPSCCO/Ag tape and the corresponding critical current distribution function CCD (\circ) vs current through the core at 85 K.

the linear $V - I$ regime (characteristic for the viscous flux flow in the conventional type II superconductors [17]) at $\geq 4I_c$. The variation of the differential resistance R_f ($R_f \equiv dV/dI$ in the linear $V - I$ regime) with temperature is shown in Fig. 7. For the sake of comparison the resistance of Ag-sheating (R_{Ag}) is shown with dashed line. Up to 96 K R_{Ag} is about two times larger than R_f . Since the cross-section area of the core is over five times smaller than that of the Ag-sheating, the corresponding flux flow resistivity (ρ_f) is at least ten times smaller than that of silver at the same

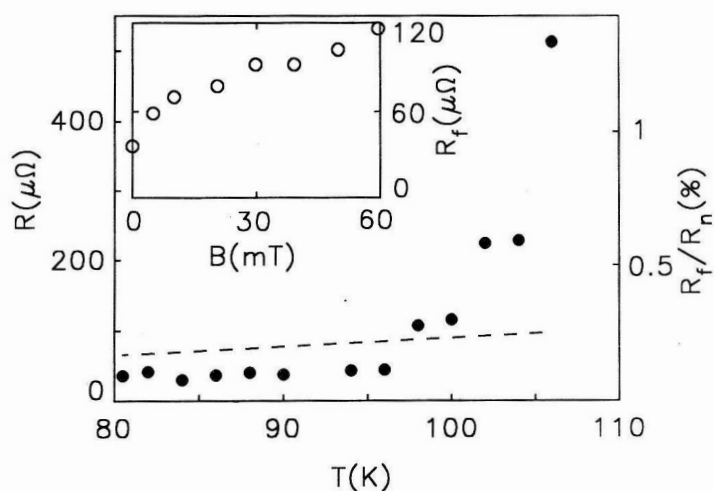


Fig. 7. Variations of the differential resistance R_F (●) of BPSCCO core and the resistance of Ag-sheating (---) with temperature. Right scale gives R_f/R_n with R_n the resistance of the core at 110 K. The inset: variation of R_f with magnetic field at 85 K.

temperature. More interesting is the ratio between R_f and the resistance R_n of the core in the normal state ($T = 110$ K). This ratio as seen from Fig. 7 (right scale) increases from about $8 \cdot 10^{-4}$ (80 K) to about $1.3 \cdot 10^{-2}$ (106 K). These values of R_f/R_n are much smaller than those of ceramic HTS samples (typically [11-14] 0.1) and seem consistent with those arising from the flux flow in the conventional type II superconductors in very low field [17]. The strong increase of R_f/R_n above 96 K is also not consistent with the temperature independent R_f/R_n observed in ceramic HTS samples [11].

The variation of R_f with magnetic field (B) at 85 K is shown in the inset in Fig. 7. Whereas in ceramic high T_c samples R_f practically does not depend on B (or decreases somewhat due to redistribution of current within the sample [11-14]) here R_f increases monotonically with the magnetic field. From the average slope of R_f/R_n vs B we estimated [17] the upper critical field B_{C2} of about 60 T. This value is sizably lower than that attributed to ab -plane of Bi-2223 single crystals (≈ 250 T). Since our estimate of R_n (based on resistance measurements on the intact tape and that with badly damaged core) is not very accurate (probably low), a more detailed discussion of our result for B_{C2} would be premature. We note however [12] that $B_{C2} \approx 50$ T estimated from R_f vs B variation for an $\text{YBa}_2\text{Cu}_3\text{O}_{7-\delta}$ sample at 77 K was also sizably lower than that for the ab -plane of this compound (≈ 150 T).

As mentioned above, the flux flow is established at currents several times larger than I_c . This results in very broad distribution of the critical currents within the core $\text{CCD} \equiv R_f^{-1}(d^2V/dI^2)$ shown in Fig. 6. The most probable critical current (corresponding to the maximum of CCD curve [13]) is $I_{cp} \approx 2.4I_c$ and the maximum one (I_{cm}) around $5I_c$. (This estimate of I_{cp} is consistent with $J_s \approx 2.8J_c$

obtained at 80.5 K.) We note here that the inhomogeneity of the core (such as the variation in the cross-section area and/or quality of the core) could limit I_c but cannot produce such a broad CCD. Indeed much narrower CCD's have been observed in inhomogeneous filamentary superconductors [18]. The observed variation in I_c within the core could however arise from the wide distribution of the flux-pinning energies within the material as deduced from the flux noise measurements on BSCCO single crystal [19]. This possibility can be verified by measuring CCD on tapes exhibiting enhanced flux-pinning [4].

4. Conclusions

The results presented above prove that the behaviour of critical current and differential resistance in Ag-clad BPSCCO tapes is very different from that observed for ceramic samples, including those of the same compound [20]. The variations of $J_c(B, T)$ and $R_f(B, T)$ are however consistent with those for conventional type II superconductors and hence are probably determined by the intragranular flux-pinning. The observed critical current distribution is however much broader than those observed in conventional type II superconductors. This has tentatively been ascribed to a broad distribution of the flux-pinning energies within the material. The measurements on tapes exhibiting an enhanced flux-pinning [4] may elucidate this question.

The results obtained for a single tape apparently cannot single out the mechanism limiting the magnitude of critical current in present-day Ag-clad BPSCCO tapes. However, systematic studies on carefully prepared and well characterised tapes [3,4] are likely to achieve this goal. Rather large values of J_{cp} and J_{cm} are promising for the applications of such tapes.

Acknowledgements

This work has been supported by N. I. S. T. via funds made available through scientific cooperation between Croatia and U. S. A.

References

- 1) E. Babić, M. Prester, D. Babić, Ž. Marohnić and Đ. Drobac, *Fizika A* **1** (1992) 67;
- 2) S. Jin, R. C. Sherwood, E. M. Sherwood, E. M. Gyorgy, T. H. Tiefel, R. B. van Dover, S. Nakahara, L. F. Schneemayer, R. A. Fastnacht and M. E. Davis, *Appl. Phys. Lett.* **54** (1989) 584;
- 3) S. X. Dou, H. K. Liu and Y. C. Guo, *Appl. Phys. Lett.* **60** (1992) 2929;
- 4) H. K. Liu, Y. C. Guo and S. X. Dou, *Supercond. Sci. Technol.* **5** (1992) 591;
- 5) M. Thachiki and S. Takahashi, *Solid. State Comm.* **70** (1989) 291;

- 6) S. Jin, R. B. van Dover, T. H. Tiefel, J. E. Graebner and N. D. Spencer, *Appl. Phys. Lett.* **58** (1991) 868;
- 7) J. E. Tkaczyk, R. H. Arendt, M. F. Grabauskas, H. R. Hart, K. W. Lay and F. E. Luborsky, *Phys. Rev. B* **45** (1992) 12506;
- 8) J. Manhart and C. Tsuei, *Z. Physik B* **77** (1989) 53;
- 9) L. N. Bulaevski, J. R. Clem, L. I. Glazman and A. P. Malozemoff, *Phys. Rev. B* **45** (1992) 2545;
- 10) Ž. Marohnić and E. Babić, in *Magnetic Susceptibility of Superconductors and Other Spin Systems*, edited by R. A. Hein et al., Plenum Press, New York, (1991) 267;
- 11) E. Babić, M. Prester, Ž. Marohnić, T. Car, N. Biškup and S. A. Siddiqi, *Solid State Comm.* **72** (1989) 753;
- 12) E. Babić, M. Prester, Ž. Marohnić, Đ. Drobac, N. Biškup and S. A. Siddiqi, *Phys. Rev. B* **41** (1990) 6278;
- 13) E. Babić, M. Prester, and N. Biškup, *Solid State Comm.* **77** (1991) 849;
- 14) E. Babić, M. Prester, Ž. Marohnić, Đ. Drobac, P. Nozar, P. Štastny and F. C. Matocotta, *Phys. Rev. B* **45** (1992) 913;
- 15) V. V. Gridin, T. W. Krause, P. K. Ummat and W. R. Datars, *Solid State Comm.* **78** (1991) 515;
- 16) J. W. C. de Vries, G. M. Stollman and M. A. M. Gijs, *Physica C* **157** (1989) 406;
- 17) Y. B. Kim and M. J. Stephan, in *Superconductivity*, edited by R. D. Parks Marcel Dekker Inc., New York, (1969) 1107;
- 18) W. H. Warnes and D. C. Larbalestier, *Cryogenics* **26** (1986) 643;
- 19) M. J. Ferrari, M. Johnson, F. C. Wellstood, J. Clarke, D. Mitzi, P. A. Rosenthal, C. B. Eom, T. H. Geballe, A. Kapitulnik and M. R. Beasley, *Phys. Rev. Lett* **64** (1990) 72;
- 20) S. X. Dou, H. K. Liu, J. Wang and W. M. Bian, *Supercond. Sci. Technol.* **4** (1991) 21.

SUPRAVODLJIVA SVOJSTVA TRAKE $(\text{BiPb})_2\text{Sr}_2\text{Ca}_2\text{Cu}_3\text{O}_{10+y}$ U SREBRU

IVICA KUŠEVIĆ, EMIL BABIĆ

*Fizički odjel, Prirodoslovno-matematički fakultet Sveučilišta u Zagrebu, pp.162,
Bijenička c. 32, 41001 Zagreb, Hrvatska*

ŽELJKO MAROHNÍĆ, ĐURO DROBAC, MLADEN PRESTER

Institut za fiziku Sveučilišta, pp.304, Bijenička c. 34, 41001 Zagreb, Hrvatska

i

H. K. LIU, S. X. DOU

*School of Material Science and Engineering, University of New South Wales,
POBox 1, Kensington, NSW 2033, Australia*

UDK 538.945

Originalni znanstveni rad

Proučavana su magnetska susceptibilnost u izmjeničnom polju i $V - I$ krivulje dobro karakterizirane trake Bi-Pb-Sr-Ca-Cu-O prekrivene srebrom u području temperatura 77–106 K i magnetskom polju do 0.06 T. Intrinzična gustoća kritične struje J_s (iz magnetske susceptibilnosti) je 30 000 A/cm² na 77 K dok je gustoća transportne kritične struje J_c (iz $V - I$ krivulja) 10 100 A/cm² na istoj temperaturi. J_s i J_c ovise po zakonima potencija svojstvenim puzanju magnetskih vrtloga u supravodičima II vrste, o temperaturi i magnetskom polju. Analizom dinamičkog električnog otpora oksidne jezgre određen je njezin diferencijalni otpor R_f (povezan sa viskoznim tečenjem magnetskih vrtloga). Veličina i ponašanje R_f u skladu su s onim za klasične supravodiče II vrste u malom magnetskom polju. Iz ovisnosti d^2V/dI^2 o I uočena je vrlo široka raspodjela veličina kritičnih struja unutar trake. Najvjerojatnija kritična struja I_{cp} je $2,4I_c$ a najviša uočena I_{cm} oko $5I_c$. Tako visoka vrijednost I_{cm} ukazuje na mogućnost daljnjeg povišenja kritičnih struja u trakama sa Bi-Pb-Sr-Ca-Cu-O jezgrom.