

Electronic Raman scattering in a multiband model for cuprate superconductors

Kupčić, Ivan; Barišić, Slaven

Source / Izvornik: **Physical review B: Condensed matter and materials physics, 2007, 75**

Journal article, Published version

Rad u časopisu, Objavljena verzija rada (izdavačev PDF)

<https://doi.org/10.1103/PhysRevB.75.094508>

Permanent link / Trajna poveznica: <https://urn.nsk.hr/urn:nbn:hr:217:730985>

Rights / Prava: [In copyright](#) / [Zaštićeno autorskim pravom.](#)

Download date / Datum preuzimanja: **2024-09-13**



Repository / Repozitorij:

[Repository of the Faculty of Science - University of Zagreb](#)



Electronic Raman scattering in a multiband model for cuprate superconductors

Ivan Kupčić and Slaven Barišić

Department of Physics, Faculty of Science, University of Zagreb, PO Box 331, HR-10 002 Zagreb, Croatia

(Received 4 May 2006; revised manuscript received 7 December 2006; published 15 March 2007)

Charge-charge, current-current, and Raman correlation functions are derived in a consistent way using the unified response theory. The theory is based on the improved description of the conduction electron coupling to the external electromagnetic fields, distinguishing further the direct and indirect (assisted) scattering on the quasistatic disorder. The two scattering channels are distinguished in terms of the energy and momentum conservation laws. The theory is illustrated on the Emery three-band model for the normal state of the underdoped high- T_c cuprates which includes the incoherent electron scattering on the disorder associated with the quasistatic fluctuations around the static antiferromagnetic (AF) ordering. It is shown, for the first time consistently, that the incoherent indirect processes dominate the low-frequency part of the Raman spectra, while the long-range screening which is dynamic removes the long-range forces in the A_{1g} channel. In the mid-infrared frequency range the coherent AF processes are dominant. In contrast to the nonresonant B_{1g} response, which is large by itself, the resonant interband transitions enhance both the A_{1g} and B_{1g} Raman spectra to comparable values, in good agreement with experimental observation. It is further argued that the AF correlations give rise to the mid-infrared peak in the B_{1g} Raman spectrum, accompanied by a similar peak in the optical conductivity. The doping behavior of these peaks is shown to be correlated with the linear doping dependence of the Hall number, as observed in all underdoped high- T_c compounds.

DOI: [10.1103/PhysRevB.75.094508](https://doi.org/10.1103/PhysRevB.75.094508)

PACS number(s): 74.25.Gz, 78.30.-j, 74.72.Dn

I. INTRODUCTION

Multiband models often present several energy scales of the same order of magnitude, related to various anticrossings of the bands. One such interesting example is the Emery model for the high- T_c cuprates. The effective band structure of this model exhibits hybridization gaps related to the anticrossings of three bands associated with the CuO_2 unit cell, as well as the dimerization pseudogaps related to the antiferromagnetic (AF) fluctuations, all of the order of 0.1 eV. The obvious prerequisite for the understanding of the high- T_c superconductivity, which in turn is associated with energies of the order of 0.01 eV, is the correct identification of the origin of the 0.1 eV energy scales. In the attempt to distinguish among the 0.1 eV energy scales, one is left only with the difference in the associated behaviors in the momentum space, i.e., with the corresponding coherence factors, to use the band language. As is well known, the coherence factors reflect the crystal symmetry and experimental probes sensitive to the associated selection rules, such as infrared conductivity and Raman scattering,¹⁻⁹ are well suited for the study of the coherence factors. The motivation of the present paper is to discuss theoretically the existing Raman data from such a point of view. This is accompanied here by the solution of several long-standing problems which concern the electronic Raman scattering in general.

More specifically, the experimental Raman investigations of the effects of superconductivity on the Drude part of the B_{2g} spectra of $\text{YBa}_2\text{Cu}_3\text{O}_{7-x}$ (Ref. 7) and $\text{Bi}_2\text{Sr}_2\text{Ca}_1\text{Cu}_2\text{O}_{8+x}$ (Ref. 10) confirmed the conclusions of other experiments^{11,12} that the superconducting gap/pseudogap is of the order of 25 meV, with a predominant $d_{x^2-y^2}$ symmetry. In addition, the B_{1g} spectra in underdoped $\text{La}_{2-x}\text{Sr}_x\text{CuO}_4$ (Ref. 13) and $\text{Bi}_2\text{Sr}_2\text{Ca}_1\text{Cu}_2\text{O}_{8+x}$ (Ref. 6) compounds show at temperatures up to room temperature a strong two-magnon peak at

0.1–0.3 eV and a secondary structure at a frequency about 3 times lower. Both scales exhibit the same doping behavior. The smaller scale is therefore usually associated with the single-paramagnon AF pseudogap.^{5,6,12,13} Similar scales appear in other experiments, in particular in measurements of the specific heat.¹² Equally important are the overdoped cuprates where 0.1 eV energy scales are observed in featureless mid-infrared spectra in optical conductivity and Raman experiments.^{1,2,5,6} The latter are usually associated with the strong quasiparticle damping effects, that is, with the scattering from the uncorrelated spin disorder, rather than with the AF paramagnons and the concomitant disorder.

The small energy scales of the order of 0.1 eV and less occur in the Emery three-band model for the high- T_c cuprates in the limit of large repulsive interaction on the Cu site.¹⁴ This interaction is renormalized out by introducing the auxiliary bosons,¹⁵ which forbid the double occupancy of the Cu site, i.e., by introducing the Mott charge correlations. The result for finite doping is the effective band structure with bands broadened by the scattering of fermions on bosons. The single-particle dispersions obtained on the hole-doped side within the paramagnetic noncrossing-approximation (NCA) (Ref. 16) or dynamical mean-field theory¹⁷ approaches are similar to those found by the simple mean-field slave-boson (MFSB) theory,^{15,18} when the latter is supplemented by harmonic boson fluctuations around the mean-field saddle point. The band dispersions introduce the nonmagnetic energy scales of the order of 0.1 eV and less, in particular through the splitting between the resonant band and the main band. The band broadening $\Gamma(\mathbf{k}, \omega)$ of the non-Fermi-liquid type is related to the inelastic scattering on anharmonic (slave) bosons, which describe the Cu-O charge fluctuations irrespective of the spin. $\Gamma(\mathbf{k}, \omega)$ is itself characterized by the energy scales of 0.1 eV. The Raman background corresponding to the charge fluctuations was evalu-

ated within the NCA.¹⁶ It reflects the same nonmagnetic 0.1 eV energy scales, in particular through the processes of charge excitations from the main oxygen band to the resonant band. The agreement between the calculated single-particle¹⁸ and electron-hole Raman¹⁶ properties and the corresponding ARPES (Refs. 19–22) and Raman^{2,4} measurements on $\text{La}_{2-x}\text{Sr}_x\text{CuO}_4$ family of materials is remarkable.

In this kind of approach the magnetic effects manifest as perturbations in terms of AF paramagnons.²³ The associated pseudogap energy Δ_{AF} is well below 0.1 eV. Until now, the bosonic effects of paramagnons were estimated only by omitting the band broadening due to bosonic charge fluctuations. This amounts to the use of the MFSB theory, supplemented by the coupling of the Fermi liquid to the paramagnons.²³ Such an approximation conserves the 0.1 eV energy scales in the band dispersion and allows for the (in)elastic scattering on paramagnons. The corresponding inelastic processes turn out to be more important²³ on the hole-doped side than on the electron-doped side of the “nonmagnetic normal state” extrapolated close below the superconducting T_c . The whole hierarchy of energy scales, and especially the assertion that the relevant nonmagnetic energy scales are larger than Δ_{AF} , which itself is larger than T_c , is obviously of essential importance for the understanding of high- T_c superconductivity.

In order to investigate carefully the energy scale hierarchy, this paper is focussed on the effect of the AF paramagnons on the Raman response, introducing further simplifications which nevertheless conserve the main nonmagnetic and magnetic scales at and below 0.1 eV. The nonmagnetic scales below 0.1 eV are retained in the fermion dispersion. The AF correlations are described by the AF gap Δ_{AF} instead of the pseudogap²⁴ and by the bosonic fluctuations (magnons) around the AF state. Both steps are usually considered as legitimate for temperatures below Δ_{AF} .²⁵ In this way, the inelastic scattering on magnons is neglected (in addition to that on charge fluctuations). This omits in particular the adiabatic magnon effects on the single-particle spectrum of holes²³ at energies very much below Δ_{AF} . The whole approach reduces in this way to the MFSB three-band theory with the AF dimerization which includes (only) the elastic scattering on the (intrinsic AF and extrinsic) disorder. Even with such drastic simplifications the problem is a serious one.

This paper investigates in detail the Raman spectra of the underdoped cuprates and distinguishes among the coherence factors associated in the reciprocal space with the nonmagnetic and magnetic scales which appear in the problem. The usual Raman analysis of the high- T_c cuprates starts from the simple Abrikosov and Genkin approach.²⁶ The latter treats the bilinear Raman excitations as nonresonant and calculates the Raman intraband contributions starting from the free electron limit.^{16,27–35} This is replaced here by the description of the electron-photon coupling effects which is more appropriate for the analysis of the relevant coherence factors for a nearly half-filled tight-binding band. In such a discussion it is obviously important to account also for the decoherence effects, associated at least with the elastic scattering of charge carriers on the quasistatic disorder.

Associated is the problem of the screening of the long-range Coulomb forces in the presence of the disorder.^{16,28–39} This problem is usually treated in the Raman (and infrared) analysis by the field-theory approximation (FTA). In this approach the long-range forces are screened off by the coherent long-range screening and the elastic scattering on the disorder is taken to break the translational symmetry, i.e., the momentum conservation laws. The two steps may thus seem to be either contradictory or to amount to double counting. By distinguishing the (direct) processes with the quasiparticle momentum conservation, from the (indirect) processes, which do not conserve the momentum, we show therefore that the two steps in question can be reconciled. The momentum conservation processes are subject to the coherent long-range screening, while the other processes do not imply long-range forces at all.

Being interested here primarily in the interband scales we extend the above single-band considerations to the multiband case. The role of interband transitions is twofold here. First, the quasiparticles can be excited resonantly from the conduction band to the other bands. Second, the excited quasiparticles relax back into the conduction band, assisted by the elastic scattering on the disorder. The former effect is treated by replacing the usual static-Raman-vertex approximation (SRVA) by the elastic-Raman-vertex approximation (ERVA). This represents a natural extension of the recent multiband optical conductivity analysis^{40,41} to the Raman case. Such an approach gives access to the most important nonmagnetic single-particle scales of the Emery model. On the other hand, it is shown that the additional elastic scattering on the disorder, associated with the interband transitions, can be included into the (indirect) processes, which do not conserve the quasiparticle momentum.

The result of these steps is the theory of the electronic Raman scattering in multiband models, the Emery model for the high- T_c cuprates in particular, which can be compared to the experimental findings. As the analogous theory applies also to the conductivity, this approach, as a whole, establishes the relation among a number of measurable quantities including the dc conductivity and the Hall number, all sensitive to the anomalous features in the quasiparticle spectrum close to the Fermi level, such as hybridization or dimerization (pseudo)gaps and the van Hove singularities. It appears that the AF dimerization gap produces the intensity maximum in the B_{1g} Raman channel as well as in the optical conductivity, while the low-lying B_{2g} spectrum remains unaffected. In addition, the number of the van Hove singularities is doubled, which restores approximately the local electron-hole symmetry in the conduction band. This agrees fully with the measured doping dependence of the Hall number in the underdoped electron- and hole-doped regimes.^{1,42} The small 0.1 eV energy scale observed in all these experiments in the underdoped cuprates is thus associated here with the AF dimerization rather than with the nonmagnetic scales of the same order of magnitude. Such interpretation requires however further confirmation through the theory beyond the MFSB level.

The paper is organized as follows. In Sec. II the response of the electronic system to external transverse vector fields is formulated for a multiband model and applied to the Emery

three-band model where the local field corrections are absent. The contributions of the direct and indirect electron-hole pair excitations to the Raman correlation functions are determined, including the screening by the multiband RPA (random phase approximation) dielectric function. The structure of the low-frequency (Drude) contribution to the Raman correlation functions is given in Secs. III and IV. The relation between the ERVA and SRVA is discussed in Sec. V. The predictions of the model with AF correlations for the Hall number, the optical conductivity, and the corresponding contributions to the B_{1g} and B_{2g} Raman spectra are given in Sec. VI, and compared to the experimental data. Section VII contains the concluding remarks.

II. MULTIBAND MODEL HAMILTONIAN

A. Emery three-band model

We consider the conduction electrons described by the reduced version of the quasi-two-dimensional Emery three-band model,¹⁴ in which the second-neighbor bond energy t_{pp} is set to zero, and the short-range interactions V_{pd} and V_{pp} are approximately included in the copper and oxygen single-particle energies. The Hamiltonian is

$$H = H_0 + H'_1 + H'_2 + H^{\text{ext}}. \quad (1)$$

H_0 is the effective single-particle term. The electron quasi-elastic scattering on the disorder is described by H'_1 . $H'_2 = H_c + H_{\text{AF}}$ represents the two-particle interactions, including both the long-range Coulomb forces (H_c) and the residual interactions responsible for the AF correlations (H_{AF}). H^{ext} describes the coupling of the conduction electrons to the external fields.

Using the slave-boson approach to treat the limit of large Hubbard interaction on the copper site U_d , the effective MFSB single-particle Hamiltonian¹⁵ can be written in the representation of the nondiagonal translationally invariant states as

$$H_0 = \sum_{ll'\mathbf{k}\sigma} [H_0^{ll'}(\mathbf{k}) l_{\mathbf{k}\sigma}^\dagger l'_{\mathbf{k}\sigma} + \text{H.c.}], \quad (2)$$

with the orbital index $l, l' = d, p_x, p_y$. Here the diagonal and off-diagonal matrix elements have the well-known form: $H_0^{ll}(\mathbf{k}) = E_l - 2t_\perp \cos k_z a_3$, $H_0^{dp\alpha}(\mathbf{k}) = 2it_{pd}^{\text{eff}} \sin \frac{1}{2} \mathbf{k} \cdot \mathbf{a}_\alpha$, with $\alpha = x, y$, and $H_0^{p\beta y}(\mathbf{k}) = -4t_{pp} \sin \frac{1}{2} \mathbf{k} \cdot \mathbf{a}_1 \sin \frac{1}{2} \mathbf{k} \cdot \mathbf{a}_2$ ($\mathbf{a}_1, \mathbf{a}_2$, and \mathbf{a}_3 are the primitive vectors of the tetragonal lattice in question). E_l are the renormalized site energies, t_{pd}^{eff} is the renormalized first-neighbor bond energy, t_{pp} is the second-neighbor bond energy, and t_\perp is the interplane bond energy. Using the transformations

$$l_{\mathbf{k}\sigma}^\dagger = \sum_L U_{\mathbf{k}}(l, L) L_{\mathbf{k}\sigma}^\dagger, \quad (3)$$

H_0 is diagonalized in terms of three bands

$$H_0 = \sum_{L\mathbf{k}\sigma} E_L(\mathbf{k}) L_{\mathbf{k}\sigma}^\dagger L_{\mathbf{k}\sigma}, \quad (4)$$

with the band indices $L=c$ for the nearly half-filled (conduction) bonding band and $L=N, P$ for the nonbonding and an-

tibonding bands (which are empty in the hole picture used here). For $t_{pp}=0$, the structure of $E_L(\mathbf{k})$ and $U_{\mathbf{k}}(l, L)$ is well known.^{15,43}

The effects of the AF correlations on the Raman spectral functions is approximated here by replacing the coupling of the conduction band electrons to the AF fluctuations by their coupling to the \mathbf{Q}_{AF} mode, which is taken as frozen in. The effect of bosons with the wave vectors close to \mathbf{Q}_{AF} on the quasiparticle dispersion is thus neglected, i.e., the pseudogap is replaced by the gap $\Delta(\mathbf{k})$ involved in H_{AF} ,^{23,24}

$$H_{\text{AF}} = \sum_{\mathbf{k}\sigma} [\Delta(\mathbf{k}) c_{\mathbf{k}\sigma}^\dagger c_{\mathbf{k}\pm\mathbf{Q}_{\text{AF}}\sigma} + \text{H.c.}]. \quad (5)$$

On the other hand, the lifetime effects associated with slow AF fluctuations can be included in the H'_1 quasielastic scattering on the disorder,^{44,45}

$$H'_1 = \sum_{L\mathbf{k}\mathbf{k}'\sigma} V_1^{LL}(\mathbf{k} - \mathbf{k}') L_{\mathbf{k}\sigma}^\dagger L_{\mathbf{k}'\sigma}. \quad (6)$$

This implies the adiabatic approximation in the quasiparticle scattering on bosons, i.e., the boson frequency lower than the temperature of interest.²³ As already pointed out in the Introduction, the corresponding corrections are not expected to affect much the conclusions which concern the 0.1 eV scale in the underdoped compounds, below the two-magnon resonance.^{5,6} This is the range to which we restrict ourselves here, while discussing some basic questions, which concern the Raman scattering itself.

Finally, the long-range forces are given by

$$H_c = \sum_{\mathbf{q} \neq 0} \frac{2\pi}{vq^2} \hat{q}(-\mathbf{q}) \hat{q}(\mathbf{q}), \quad (7)$$

with $\hat{q}(\mathbf{q})$ being the charge density operator,

$$\hat{q}(\mathbf{q}) = \sum_{LL'} \sum_{\mathbf{k}\sigma} e q^{LL'}(\mathbf{k}, \mathbf{k} + \mathbf{q}) L_{\mathbf{k}\sigma}^\dagger L'_{\mathbf{k}+\mathbf{q}\sigma}, \quad (8)$$

and the $q^{LL'}(\mathbf{k}, \mathbf{k} + \mathbf{q})$ are the related dimensionless intraband and interband charge vertices [see Appendix C and Eq. (12)].

B. Electromagnetic coupling

The coupling of the conduction electrons to the electromagnetic fields polarized in the α and/or β direction follows from the minimal gauge-invariant substitution,^{40,46,47}

$$\begin{aligned} H^{\text{ext}} &= H_1^{\text{ext}} + H_2^{\text{ext}} \\ &= -\frac{1}{c} \sum_{\mathbf{q}\alpha} A_\alpha(\mathbf{q}) \hat{J}_\alpha(-\mathbf{q}) - \frac{e^2}{2mc^2} \\ &\quad \times \sum_{\mathbf{q}\mathbf{q}'\alpha\beta} A_\alpha(\mathbf{q} - \mathbf{q}') A_\beta(\mathbf{q}') \hat{\gamma}_{\alpha\beta}(-\mathbf{q}; 2). \end{aligned} \quad (9)$$

Here

$$\hat{J}_\alpha(\mathbf{q}) = \sum_{LL'} \sum_{\mathbf{k}\sigma} J_\alpha^{LL'}(\mathbf{k}) L_{\mathbf{k}\sigma}^\dagger L'_{\mathbf{k}+\mathbf{q}\sigma},$$

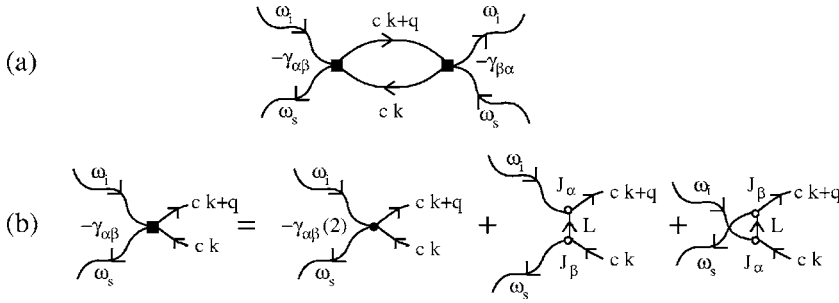


FIG. 1. (a) The purely electronic intraband Raman correlation functions in a pure system. (b) The Raman vertex (full rectangle) shown in terms of the bare Raman vertex (full circle) and the interband current vertices (open circles).

$$\hat{\gamma}_{\alpha\beta}(\mathbf{q}; 2) = \sum_{LL'} \sum_{\mathbf{k}\sigma} \gamma_{\alpha\beta}^{LL'}(\mathbf{k}; 2) L_{\mathbf{k}\sigma}^\dagger L'_{\mathbf{k}+\mathbf{q}\sigma}, \quad (10)$$

are, respectively, the current density and bare Raman density operators.^{26,40} The explicit form of the current vertices, $J_{\alpha}^{LL'}(\mathbf{k})$, and the bare Raman vertices, $\gamma_{\alpha\beta}^{LL'}(\mathbf{k}; 2)$ for the $t_{pp}=0$ Emery three-band model are given in Appendix A.

The coupling (9) can be completed with the coupling to the external scalar fields $V^{\text{ext}}(\mathbf{q})$,

$$H_0^{\text{ext}} = \sum_{\mathbf{q}} V^{\text{ext}}(\mathbf{q}) \hat{q}(-\mathbf{q}), \quad (11)$$

used in the longitudinal response theory (see Appendix C). It is important to notice that, due to the absence of the local field corrections^{48,49} in the Emery model, the long-wavelength charge vertices ($\mathbf{q} = \sum_{\alpha} q_{\alpha} \hat{e}_{\alpha}$ is small) satisfy the general relation^{43,50}

$$e q^{L'L}(\mathbf{k} + \mathbf{q}, \mathbf{k}) \approx e \delta_{L,L'} + (1 - \delta_{L,L'}) \sum_{\alpha} \frac{\hbar q_{\alpha} J_{\alpha}^{L'L}(\mathbf{k})}{E_{L'}(\mathbf{k} + \mathbf{q}) - E_L(\mathbf{k})}, \quad (12)$$

with the longitudinal current vertices $J_{\alpha}^{L'L}(\mathbf{k})$ identical to the transverse current vertices given by Eqs. (10).

III. RAMAN CORRELATION FUNCTIONS IN PURE SYSTEMS

In the mean-field slave-boson theory¹⁵ used here, the physical Raman correlation functions are proportional to the corresponding correlation functions of the auxiliary fermions described by the band structure associated with Eqs. (4) and (5). It goes without saying that the same conclusions hold for the physical fermions with the negligible local interactions U_d . The simplest operative way to determine the Raman correlation functions of this three-band auxiliary fermion model is to consider the Goldstone theorem for the thermodynamic potential in the Matsubara representation with $H' = H^{\text{ext}} + H_2' + H_1'$ representing the perturbation, and collect all fourth-order contributions in the vector fields $A_{\alpha}(\mathbf{q}'')$ and $A_{\beta}(\mathbf{q}')$. It is convenient to divide this procedure into four steps. First, the $H' = H^{\text{ext}}$ case provides the definition of the Raman vertex functions in the multiband model under consideration, with particular care devoted to the resonant enhancement of the Raman scattering processes. Second, for $H' = H^{\text{ext}} + H_c$, we shall define the direct contributions to the Raman correlation functions and reconsider the role of the

long-range screening in the pure multiband models. Third, by considering the perturbation $H' = H^{\text{ext}} + H_c + H_1'$, we shall introduce the distinction between the direct and indirect (disorder-assisted) electron-hole excitations and discuss which of these processes dominate the Raman spectra measured in the high- T_c cuprates. Finally, by including H_{AF} , we shall study the influence of the low-frequency excitations across the AF (pseudo)gap on both the Drude part and the related low-lying interband part of the Raman spectrum.

A. Raman vertex functions in pure systems

In the absence of the disorder and AF scattering processes, the direct summation of the fourth-order diagrams in the vector fields $A_{\alpha}(\mathbf{q}'')$ and $A_{\beta}(\mathbf{q}')$ leads to Fig. 1(a), representing the Raman correlation function in the ideal lattice, approximately given by its intraband contribution. Namely, in the high- T_c cuprates, the interband excitation energies are of the order of typical optical energies, 1.75–2.75 eV, which is far above the largest Raman shift (defined below) measured in experiments ($\hbar\omega < 1$ eV). Consequently, the interband contributions to the Raman correlation functions can safely be neglected in the ideal lattice. As will be seen below, the AF correlations introduce the possibility of the low-lying “interband” excitations requiring the generalization (Sec. III B) of Fig. 1(a).

Thus, in a pure system (denoted by p) we have

$$\chi_{\alpha\beta, \beta\alpha}^p(\mathbf{q}, \omega, \omega_i) \approx \frac{1}{v} \sum_{\mathbf{k}\mathbf{k}'\sigma} \gamma_{\alpha\beta}^{cc}(\mathbf{k}, \omega_i, \omega_s) \frac{1}{\hbar} \mathcal{D}_p^{cc}(\mathbf{k}, \mathbf{k}_+, \mathbf{k}'_+, \omega) \times \gamma_{\beta\alpha}^{cc}(\mathbf{k}'_+, \omega_s, \omega_i), \quad (13)$$

where $\mathcal{D}_p^{cc}(\mathbf{k}, \mathbf{k}_+, \mathbf{k}'_+, \omega)$ is the intraband electron-hole propagator in the ideal lattice, defined by

$$\frac{1}{\hbar} \mathcal{D}_p^{LL'}(\mathbf{k}, \mathbf{k}_+, \mathbf{k}'_+, \omega) = \delta_{\mathbf{k}, \mathbf{k}'_+} \frac{f_L(\mathbf{k}) - f_{L'}(\mathbf{k} + \mathbf{q})}{\hbar \omega + E_L(\mathbf{k}) - E_{L'}(\mathbf{k} + \mathbf{q}) + i\eta}, \quad (14)$$

for the band indices $L=L'=c$. $f_L(\mathbf{k}) \equiv f[E_L(\mathbf{k})]$ is the Fermi-Dirac distribution function. Furthermore, the $\gamma_{\alpha\beta}^{cc}(\mathbf{k}, \omega_i, \omega_s)$ are the related intraband Raman vertices,

$$\gamma_{\alpha\beta}^{cc}(\mathbf{k}, \omega_i, \omega_s) = -\frac{m}{e^2} \sum_{L \neq c} \left[\frac{J_{\alpha}^{Lc}(\mathbf{k}) J_{\beta}^{cL}(\mathbf{k})}{\hbar \omega_i - E_{Lc}(\mathbf{k}) + i\eta} - \frac{J_{\alpha}^{cL}(\mathbf{k}) J_{\beta}^{Lc}(\mathbf{k})}{\hbar \omega_s + E_{Lc}(\mathbf{k}) + i\eta} \right] + \gamma_{\alpha\beta}^{cc}(\mathbf{k}; 2), \quad (15)$$

and $\mathbf{k}_{\pm} = \mathbf{k} + \mathbf{q}$. Here $\omega_i, \mathbf{q}'', \alpha$ and $\omega_s, \mathbf{q}', \beta$ are the frequencies, wave vectors, and polarization indices of the incoming and scattered photons, respectively. $\omega = \omega_i - \omega_s$ is the Raman shift, $\mathbf{q} = \mathbf{q}'' - \mathbf{q}'$, and $E_{LL'}(\mathbf{k}) = E_L(\mathbf{k}) - E_{L'}(\mathbf{k})$. Equation (15) is gauge invariant in the limit $\eta \rightarrow 0$. As mentioned at the beginning of this section, both the scattering processes on the disorder and the AF correlations are absent in $\gamma_{\alpha\beta}^{cc}(\mathbf{k}, \omega_i, \omega_s)$.

The diagrammatic representation of the Raman vertices is shown in Fig. 1(b). The first term on the right-hand side is the quadratic coupling term, while the latter two represent the bilinear contributions. The resonant nature of the Raman scattering processes refers to the bilinear terms. The resonant effects are large in the high- T_c cuprates because, as mentioned above, the interband excitation energies $E_{Lc}(\mathbf{k})$ in Eq. (15) are of the order of typical optical energies. In addition to the resonant condition, $E_{Lc}(\mathbf{k}) \approx \hbar \omega_i$ and/or $E_{Lc}(\mathbf{k}) \approx \hbar \omega_s$, the efficiency of the resonant enhancement of the Raman scattering processes depends also on the relaxation processes in the intermediate interband photon absorptions or emissions that are omitted here. Although, in principle, these relaxation processes must be treated on an equal footing with the relaxation processes in the electron-hole propagators $\mathcal{D}^{LL'}(\mathbf{k}, \mathbf{k}_{\pm}, \mathbf{k}'_{\pm}, \omega)$, we shall use below an approximate treatment, by including the former phenomenologically (see Sec. III A 2) and the latter by using the direct summation method (Sec. IV).

1. Effective mass theorem

Let us consider the $\omega_i = \omega_s = 0$, $\eta \rightarrow 0$ limit of Eq. (15). The result is the static Raman vertex of the form

$$\gamma_{\alpha\beta}^{cc}(\mathbf{k}) = \gamma_{\alpha\beta}^{cc}(\mathbf{k}; 2) + \frac{m}{e^2} \sum_{L \neq c} \frac{2J_{\alpha}^{Lc}(\mathbf{k}) J_{\beta}^{cL}(\mathbf{k})}{E_{Lc}(\mathbf{k})}. \quad (16)$$

Here the symmetry relation $J_{\alpha}^{Lc}(\mathbf{k}) = J_{\alpha}^{cL}(\mathbf{k})$ has been used. This expression can be combined with the relation

$$\gamma_{\alpha\beta}^{cc}(\mathbf{k}) = \mp \frac{m}{\hbar^2} \frac{\partial^2 E_c(\mathbf{k})}{\partial k_{\alpha} \partial k_{\beta}}$$

to obtain the ‘‘effective mass’’ theorem

$$\mp \frac{m}{\hbar^2} \frac{\partial^2 E_c(\mathbf{k})}{\partial k_{\alpha} \partial k_{\beta}} = \gamma_{\alpha\beta}^{cc}(\mathbf{k}; 2) + \frac{m}{e^2} \sum_{L \neq c} \frac{2J_{\alpha}^{Lc}(\mathbf{k}) J_{\beta}^{cL}(\mathbf{k})}{E_{Lc}(\mathbf{k})}. \quad (17)$$

Equation (17) [and Eq. (19)] holds even when its left-hand side is dependent on \mathbf{k} , i.e., beyond the effective mass approximation in the vicinity of the Fermi level. The result is appropriate for any multiband model with the holelike (minus sign, the case considered here) or electron-like (plus sign) dispersion of the conduction electrons.

Equation (17) turns out to be important for both the conductivity-sum-rule analyses and the transport-coefficient

studies, in particular when the AF term (5) is included. Actually, Eq. (17) represents a partial conductivity sum rule for three bands,⁴⁰ which holds when the photon frequencies are small with respect to the transition frequencies into all other bands. When the high-frequency transitions are included in the present approach the ‘‘effective mass’’ is replaced by the free carrier mass, i.e., the present tight-binding (Wannier) approach⁴⁹ satisfies the general sum rule established by Abrikosov and Genkin.^{26,27}

The theorem states that the zero-frequency electron-hole pairs (corresponding to the formal limit $\omega_i, \omega_s \rightarrow 0$) can be excited by the electromagnetic fields through the bare quadratic electron-photon coupling and/or through the bilinear term in which the first-order (high-frequency) interband excitations appear as virtual intermediate states.

2. Elastic-Raman-vertex approximation

Since the Raman shift $\omega = \omega_i - \omega_s$ is small in comparison with the typical values of ω_i or ω_s , it is reasonable, in the numerical calculation in Sec. V, to use the elastic-Raman-vertex approximation

$$\gamma_{\alpha\beta}^{cc}(\mathbf{k}, \omega_i, \omega_s) \approx \gamma_{\alpha\beta}^{cc}(\mathbf{k}, \omega_i, \omega_i) \equiv \gamma_{\alpha\beta}^{cc}(\mathbf{k}, \omega_i), \quad (18)$$

in which the zero-frequency processes ($\omega_i, \omega_s \approx 0$) are approximately separated from the higher-frequency absorption or emission processes. The phenomenological treatment of the interband relaxation processes in the resonant channel then gives rise to the general gauge-invariant expression which reduces to Eq. (15) in the limit $\Gamma^{\text{inter}}/\omega_i \rightarrow 0$

$$\gamma_{\alpha\beta}^{cc}(\mathbf{k}, \omega_i) = \gamma_{\alpha\beta}^{cc}(\mathbf{k}) - \frac{m}{e^2} \sum_{L \neq c} \frac{(\hbar \omega_i)^2 J_{\alpha}^{Lc}(\mathbf{k}) J_{\beta}^{cL}(\mathbf{k})}{E_{Lc}^2(\mathbf{k})} \times \frac{2E_{Lc}(\mathbf{k})}{(\hbar \omega_i + i \hbar \Gamma^{\text{inter}})^2 - E_{Lc}^2(\mathbf{k})} \quad (19)$$

[again $J_{\alpha}^{Lc}(\mathbf{k}) = J_{\alpha}^{cL}(\mathbf{k})$ is used].

It is useful now to incorporate the symmetry properties of the Emery three-band model into Eqs. (15) and (19). First, we remember that the analysis of the electronic Raman spectra of the high- T_c cuprates is usually focussed on the in-plane polarization of the electromagnetic fields ($\alpha, \beta = x, y$). It is thus convenient to arrange the Raman vertices according to the irreducible representations of the D_{4h} point group.^{31,37,51} The resulting Raman vertices are of the form $\gamma_{\nu}^{cc}(\mathbf{k}, \omega_i)$, with the label $\nu = A_{1g}, B_{1g}$, and B_{2g} representing the A_{1g}, B_{1g} , and B_{2g} Raman channels, respectively. The symmetrized vertices are

$$\gamma_{A_{1g}}^{cc}(\mathbf{k}, \omega_i) = \gamma_{xx}^{cc}(\mathbf{k}, \omega_i) + \gamma_{yy}^{cc}(\mathbf{k}, \omega_i),$$

$$\gamma_{B_{1g}}^{cc}(\mathbf{k}, \omega_i) = \gamma_{xx}^{cc}(\mathbf{k}, \omega_i) - \gamma_{yy}^{cc}(\mathbf{k}, \omega_i),$$

$$\gamma_{B_{2g}}^{cc}(\mathbf{k}, \omega_i) = \gamma_{xy}^{cc}(\mathbf{k}, \omega_i). \quad (20)$$

It should be noticed here that the Raman correlation functions of the tetragonal high- T_c cuprates are diagonal in this representation. The orthorhombic distortion of the CuO_2

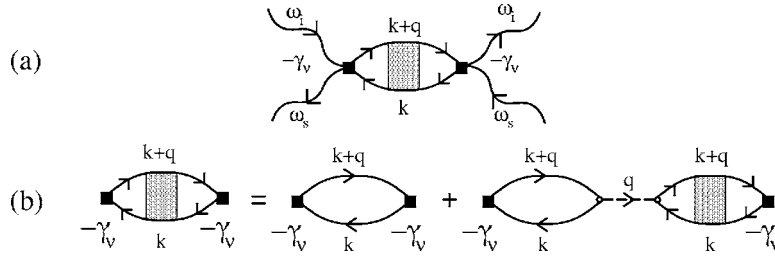


FIG. 2. (a) The Raman correlation functions in a general case with the long-range forces and the quasielastic scattering processes taken into account. The full rectangle is the Raman vertex of Fig. 1(b). The shaded box includes the electron-hole self-energy contributions associated with both the long-range forces and the scattering processes on the disorder. (b) The long-range screening of the Raman correlation functions in the case where the scattering processes on the disorder are absent. The open circles represent the charge vertices and the dashed line is the long-range force $4\pi e^2/q^2$.

plane, which occurs in some compounds (YBa₂Cu₃O_{7-x}, for example), mixes these three channels. However, as previously estimated,⁴³ the mixing is typically of the order of 1/10 and is neglected in the present analysis.

B. Long-range screening in pure systems

The effects of the long-range Coulomb forces on the Raman correlation functions are given in the usual way.^{29,30,33,36,38,39,43} In absence of the incoherent scattering processes those functions are described by the diagrams in Fig. 2(b). The screened correlation function $\tilde{\chi}_{v,\nu}(\mathbf{q}, \omega, \omega_i)$ is given by

$$\tilde{\chi}_{v,\nu}(\mathbf{q}, \omega, \omega_i) = \chi_{v,\nu}(\mathbf{q}, \omega, \omega_i) + \chi_{v,1}(\mathbf{q}, \omega, \omega_i) \times \frac{4\pi e^2}{q^2 \varepsilon(\mathbf{q}, \omega)} \chi_{1,\nu}(\mathbf{q}, \omega, \omega_i). \quad (21)$$

The coupling function $\chi_{v,1}(\mathbf{q}, \omega, \omega_i)$ is defined by Eq. (13), with $\gamma_{\alpha\beta}^{cc}(\mathbf{k}, \omega_i) \gamma_{\beta\alpha}^{cc}(\mathbf{k}', \omega_i)$ replaced by $\gamma_{\nu}^{cc}(\mathbf{k}, \omega_i) q^{cc}(\mathbf{k}' + \mathbf{q}, \mathbf{k}')$. The dielectric function in Eq. (21) has the form

$$\varepsilon(\mathbf{q}, \omega) = \varepsilon_{\infty}(\mathbf{q}, \omega) - \frac{4\pi e^2}{q^2} \chi_{1,1}(\mathbf{q}, \omega), \quad (22)$$

with $e^2 \chi_{1,1}(\mathbf{q}, \omega)$ representing the charge-charge correlation function given by

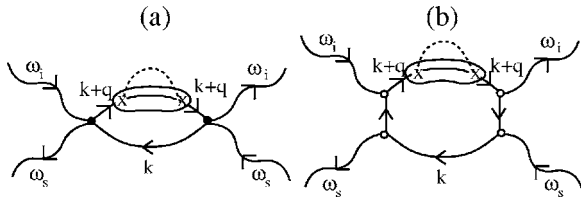


FIG. 3. Two typical quadratic (a) and bilinear (b) direct Raman scattering processes in the conduction band proportional to $(H'_1)^2$. The self-energy parts on the diagrams treated as constant are encircled (Ref. 41). The crosses represent the quasielastic scattering H'_1 .

$$e^2 \chi_{1,1}(\mathbf{q}, \omega) = \frac{1}{v} \sum_{LL'} \sum_{\mathbf{k}\mathbf{k}'\sigma} e^2 q^{LL'}(\mathbf{k}, \mathbf{k} + \mathbf{q}) q^{L'L}(\mathbf{k}' + \mathbf{q}, \mathbf{k}') \times \frac{1}{\hbar} \mathcal{D}^{LL'}(\mathbf{k}, \mathbf{k}_+, \mathbf{k}'_+, \mathbf{k}', \omega). \quad (23)$$

Here $\mathcal{D}^{LL'}(\mathbf{k}, \mathbf{k}_+, \mathbf{k}'_+, \mathbf{k}', \omega)$ is the electron-hole propagator defined in Appendix C.

For the B_{1g} and B_{2g} Raman channels, the coupling functions $\chi_{v,1}(\mathbf{q}, \omega, \omega_i)$ vanish for symmetry reasons, and the long-range forces do not affect the Raman spectra in the B_{1g} and B_{2g} channels. Furthermore, it is useful to separate the constant term in the A_{1g} Raman vertex from the dispersive term,^{26,27} $\gamma_{A_{1g}}^{cc}(\mathbf{k}, \omega_i) = \tilde{\gamma}_{A_{1g}}^{cc}(\omega_i) + \hat{\gamma}_{A_{1g}}^{cc}(\mathbf{k}, \omega_i)$, in the way that $\hat{\chi}_{A_{1g},1}(\mathbf{q}, \omega, \omega_i) = 0$ [notice that $\gamma_{\nu}^{cc}(\mathbf{k}, \omega_i) = \hat{\gamma}_{\nu}^{cc}(\mathbf{k}, \omega_i)$ for $\nu = B_{1g}, B_{2g}$]. In this way $\hat{\chi}_{v,1}(\mathbf{q}, \omega, \omega_i) = 0$ for all three Raman channels. [The hat in $\hat{\chi}_{v,1}(\mathbf{q}, \omega, \omega_i)$ indicates that only the dispersive part of the vertex $\gamma_{\nu}^{cc}(\mathbf{k}, \omega_i)$, $\hat{\gamma}_{\nu}^{cc}(\mathbf{k}, \omega_i)$, is included

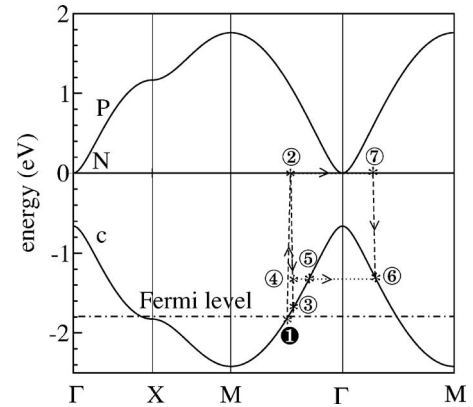


FIG. 4. The direct ($1 \rightarrow 2 \rightarrow 3$) and indirect (forward, $1 \rightarrow 2 \rightarrow 4 \rightarrow 5$, or backward, $1 \rightarrow 2 \rightarrow 4 \rightarrow 6$) bilinear Raman scattering processes in the conduction band. The solid lines represent the three effective fermionic bands (the indices c , P , and N) for the typical values of the model parameters $\Delta_{pd}^{\text{eff}} = 0.66$ eV and $t_{pd}^{\text{eff}} = 0.73$ eV (Refs. 40 and 54). The energies are measured with respect to the energy of the $2p_{\sigma}$ oxygen orbitals, so that the dispersionless non-bonding band is placed at $E_p = 0$. The dashed lines are the photon dispersions, and the dotted-dashed line is the Fermi energy $\mu = -1.793$ eV corresponding to the hole doping $\delta = 0.1$.



FIG. 5. A few direct contributions to the Raman correlation functions in powers of $(H'_1)^2$, according to Eqs. (C9), (C8), and (C4). The full rectangle is the effective Raman vertex of Fig. 1(b).

in $\chi_{\nu,1}(\mathbf{q}, \omega, \omega_i)$.] Consequently, the dispersive terms $\hat{\gamma}_\nu^{cc}(\mathbf{k}, \omega_i)$ are unaffected by the long-range screening, at least in pure systems, while the constant term $\bar{\gamma}_{A_{1g}}^{cc}(\omega_i)$ is screened in the same way as the monopole charge $q^{cc}(\mathbf{k}, \mathbf{k}+\mathbf{q}) \approx 1$.^{45,46,52}

The Raman spectra, associated with imaginary part of Eq. (21), comprise the incoherent electron-hole contributions characterized by the cutoff frequency of the order of qv_F and, for the A_{1g} channel, by the plasmon contribution related to the screening of $\bar{\gamma}_{A_{1g}}^{cc}(\omega_i)$. These spectra are directly related to the dynamical structure factor $S(\mathbf{q}, \omega) = -\text{Im}\{\tilde{\chi}_{1,1}(\mathbf{q}, \omega)\}$. The intensity of both the collective and incoherent electron-hole contributions to $-\text{Im}\{\tilde{\chi}_{\nu,1}(\mathbf{q}, \omega, \omega_i)\}$ is proportional to small q^2 . These types of signals have never been detected in the high- T_c cuprates,^{1,30} in contrast to the semiconducting systems, such as GaAs ($qv_F \approx 50 \text{ cm}^{-1}$).⁵³ In the high- T_c cuprates, the measured Raman spectra are roughly proportional to the optical conductivity, with the intensity proportional to the channel-dependent relaxation rates. This leads us to study the scattering of the quasiparticles on the disorder.

IV. RAMAN CORRELATION FUNCTIONS IN SYSTEMS WITH DISORDER

A. Incoherent scattering

This section deals with the contributions of the incoherent quasielastic scattering to the Raman correlation functions $\tilde{\chi}_{\nu,1}(\mathbf{q}, \omega, \omega_i)$, including the Coulomb screening effects. The discussion starts from the low order scattering on the disorder, continues by the summations to high orders and adds the Coulomb screening at the end. In this discussion it is convenient to distinguish between the direct and indirect processes, as further explained below.

1. Direct processes

As illustrated in Fig. 3, for all correlation functions considered in this paper (charge-charge, current-current, and Raman correlation functions), the probability for the direct

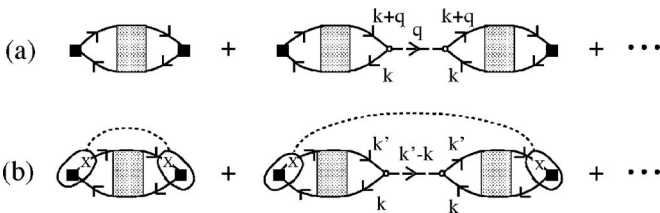


FIG. 6. The Coulomb screening of the direct (a) and indirect (b) processes in the Raman response functions in presence of the quasielastic scattering. The dotted box includes the electron-hole self-energy contributions associated with the quasielastic scattering processes.

electron-hole pair creation is proportional to $f_c(\mathbf{k}) - f_c(\mathbf{k}+\mathbf{q})$ and associated with the resonance condition $\hbar\omega \approx E_c(\mathbf{k}) - E_c(\mathbf{k}+\mathbf{q})$. The corresponding scattering paths $1 \rightarrow 3$ and $1 \rightarrow 2 \rightarrow 3$ are shown in Fig. 4. The direct scattering on the disorder can be roughly incorporated in the correlation functions in the standard phenomenological way.⁵² Alternatively, one can apply the gauge-invariant treatment to sum the direct processes shown in Fig. 5 in powers of $(H'_1)^2$. The gauge invariance conserves the number of charge carriers in the scattering processes.⁴⁶ As shown in Appendix C, for $\omega > qv_F$, the latter approach gives the unscreened, direct charge-charge correlation function (intra-band and inter-band contributions) of the form

$$e^2 \chi_{1,1}^d(\mathbf{q}, \omega) = \frac{1}{v} \sum_{\alpha' LL' \mathbf{k} \sigma} \frac{q_{\alpha'}^2}{\omega^2} \left(\frac{\hbar\omega}{E_{L'L}(\mathbf{k}_+, \mathbf{k})} \right)^{n_{LL'}} |J_{\alpha'}^{LL'}(\mathbf{k})|^2 \times \frac{f_L(\mathbf{k}) - f_{L'}(\mathbf{k}_+)}{\hbar\omega + i\hbar \Gamma_{\alpha'}^{LL'}(\mathbf{k}, \omega) + E_{LL'}(\mathbf{k}, \mathbf{k}) - \frac{E_{L'L'}^2(\mathbf{k}, \mathbf{k}_+)}{\hbar\omega}}, \quad (24)$$

where $\mathbf{q} = \sum_{\alpha'} q_{\alpha'} \hat{e}_{\alpha'}$, $n_{LL} = 1$, $n_{LL'} = 2$, $\Gamma_{\alpha'}^{LL'}(\mathbf{k}, \omega) = \text{Im}\{\Sigma_{\alpha'}^{LL'}(\mathbf{k}, \omega)\}$ and $E_{LL'}(\mathbf{k}, \mathbf{k}_+) = E_L(\mathbf{k}) - E_{L'}(\mathbf{k}_+)$.

Equation (24) can be easily generalized to other correlation functions. For the quasielastic scattering $\text{Im}\{\Sigma^{cc}(\mathbf{k}, \omega)\} \approx \Gamma_i^{c,d}$ (here, the index $i=1, \alpha$, and ν for the charge, current, and Raman vertices, respectively). In the dynamical limit, we thus obtain the universal expression for the unscreened, direct intra-band correlation functions

$$\chi_{i,j}^d(\mathbf{q}, \omega) = \sum_{\alpha'} \frac{q_{\alpha'}^2}{\omega} \frac{1}{\omega + i\Gamma_i^{c,d}} \frac{(at_{pd}^{\text{eff}})^2}{v_0 \hbar^2} n_{i,j}^d(\mu). \quad (25)$$

Here $n_{1,1}^d(\mu)$ is the effective density of states at the Fermi energy given by

$$n_{1,1}^d(\mu) = -\frac{1}{N} \sum_{\mathbf{k} \sigma} |q^{cc}(\mathbf{k}, \mathbf{k}+\mathbf{q}) j_{\alpha'}^{cc}(\mathbf{k})|^2 \frac{\partial f_c(\mathbf{k})}{\partial E_c(\mathbf{k})}, \quad (26)$$

while $n_{\alpha,\alpha}^d(\mu)$, $n_{\nu,\nu}^d(\mu)$, and $n_{\nu,1}^d(\mu)$ are obtained by replacing $|q^{cc}(\mathbf{k}, \mathbf{k}+\mathbf{q})|^2 = 1$ in Eq. (26) with $(j_{\alpha}^{cc}(\mathbf{k}))^2$, $|\gamma_{\nu}^{cc}(\mathbf{k}, \omega_i)|^2$, and $\gamma_{\nu}^{cc}(\mathbf{k}, \omega_i) q^{cc}(\mathbf{k}+\mathbf{q}, \mathbf{k})$, respectively. Finally, $j_{\alpha}^{cc}(\mathbf{k}) = \hbar J_{\alpha}^{cc}(\mathbf{k}) / (eat_{pd}^{\text{eff}})$ is the dimensionless current vertex, Eq. (A5), and v_0 is the unit cell volume. For the electromagnetic fields ($i=\alpha, \nu$) the wave vector $\mathbf{q} = \sum_{\alpha'} q_{\alpha'} \hat{e}_{\alpha'}$ is perpendicular to the polarization of the fields; i.e., $q_{\alpha'} = q_z$ for the symmetrized Raman vertices in Eq. (20).

The RPA series for the screened direct contribution to the Raman correlation functions is illustrated in Fig. 6(a), and is

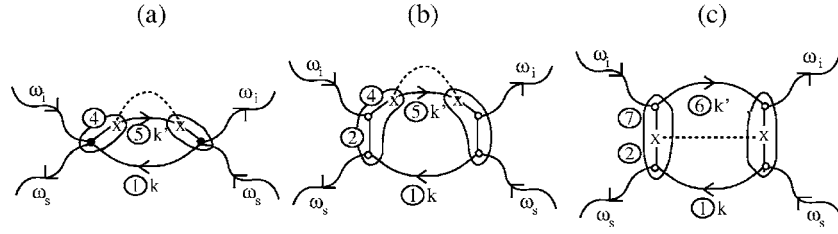


FIG. 7. Three typical indirect Raman scattering processes proportional to $(H'_1)^2$. The first two include the incoherent scattering of conduction electrons while the third shows the incoherent scattering in the empty band(s) (the notation is the same as in Fig. 4). The effective vertices are encircled (Ref. 41).

given by inserting the expression (25) into Eq. (21). As can be easily seen, the intensity of both the plasmon and electron-hole incoherent contributions to $-\text{Im}\{\tilde{\chi}_{\nu,\nu}^d(\mathbf{q}, \omega, \omega_i)\}$ remains proportional to small q^2 . Figure 6(b) represents the quadrupolar analog of the well-known Hopfield series.⁴⁵ It will be argued below that the latter is not important for the Raman scattering on the high- T_c superconductors.

2. Indirect processes

Omitting again the Coulomb screening to begin with, the disorder-assisted, indirect electron-hole contribution is associated to $f_c(\mathbf{k}) - f_c(\mathbf{k}')$, with uncorrelated \mathbf{k} and \mathbf{k}' [see the $1 \rightarrow 4 \rightarrow 5$ processes shown in Fig. 4 and the related diagrams in Fig. 7(a), as well as the $1 \rightarrow 2 \rightarrow 4 \rightarrow 5$ processes represented by the diagram in Fig. 7(b)]. These types of processes become important when $\hbar\omega \gg |E_c(\mathbf{k}) - E_c(\mathbf{k} + \mathbf{q})|$, with the resonance at $\hbar\omega \approx E_c(\mathbf{k}) - E_c(\mathbf{k}')$. This is a typical situation encountered in the absorption and/or emission of photons by conduction electrons, i.e., in the intraband optical conductivity and Raman experiments on metals. On the other hand, the indirect Raman scattering processes $1 \rightarrow 2 \rightarrow 7 \rightarrow 6$, shown in Fig. 7(c), are directly related to the indirect interband optical conductivity.⁵² For the time-dependent H'_1 they are essential for the Raman analysis of the insulating and semiconducting systems.³ In the present case, H'_1 includes only the quasi-elastic scattering and therefore the diagram in Fig. 7(c) has the resonant behavior similar to the diagram in Fig. 7(b). Thus the processes in Fig. 7(c) can be included in the effective Raman vertex (19) and will not be discussed hereafter.

The direct and indirect scattering processes, shown in Fig. 8(a), are large in the high-frequency limit [$\propto (H'_1)^2$]. The first qualitatively important corrections to the indirect high-frequency term come from the second and third term in Fig. 8(b) which are proportional to $(H'_1)^4/\omega$, i.e., they are singular

in the zero-frequency limit. The consistent treatment of the indirect Raman scattering processes requires thus the summation to infinity of the most singular terms in powers of $(H'_1)^2/\omega$. This requires summing the singular contributions to all orders in $(H'_1)^2/\omega$ in order to obtain the description which is correct in both the high- and low-frequency limits.

As explained in Ref. 41 in the example of optical conductivity, the gauge-invariant treatment of the single-particle self-energy and vertex corrections in the indirect processes gives rise to effective vertices in which there is a complete cancellation of the scattering processes associated with the constant terms in the bare vertices. In the case of optical conductivity, this means that the indirect processes in the charge-charge correlation functions are absent altogether because the effective vertex $[q^{cc}(\mathbf{k}, \mathbf{k}) - q^{cc}(\mathbf{k}', \mathbf{k}')]V_1^{cc}(\mathbf{k} - \mathbf{k}')/(\hbar\omega)$ vanishes due to the fact that $q^{cc}(\mathbf{k}, \mathbf{k}) \approx 1$. In the Raman case, the effective vertices $[\gamma_\nu^{cc}(\mathbf{k}, \omega_i) - \gamma_\nu^{cc}(\mathbf{k}', \omega_i)]V_1^{cc}(\mathbf{k} - \mathbf{k}')/(\hbar\omega)$ in $\chi_{\nu,\nu}^{id}(\omega, \omega_i)$ are given by the sum of two terms shown in Fig. 9(a), setting $\gamma_\nu^{cc}(\mathbf{k}, \omega_i) = \bar{\gamma}_\nu^{cc}(\omega_i) + \hat{\gamma}_\nu^{cc}(\mathbf{k}, \omega_i)$, and reduce to $[\hat{\gamma}_\nu^{cc}(\mathbf{k}, \omega_i) - \hat{\gamma}_\nu^{cc}(\mathbf{k}', \omega_i)]V_1^{cc}(\mathbf{k} - \mathbf{k}')/(\hbar\omega)$. The contribution to $\chi_{\nu,\nu}^{id}(\omega, \omega_i)$ of the constant terms $\bar{\gamma}_\nu^{cc}(\omega_i)$, present only in the $\nu = A_{1g}$ channel, thus vanishes, in analogy with the case of optical conductivity. In this way, $\chi_{\nu,\nu}^{id}(\omega, \omega_i) = \hat{\chi}_{\nu,\nu}^{id}(\omega, \omega_i)$ with the hat again indicating that only the dispersive terms $\hat{\gamma}_\nu^{cc}(\mathbf{k}, \omega_i)$ in the Raman vertices contribute to $\chi_{\nu,\nu}^{id}(\omega, \omega_i)$.

Turning now to the evaluation of $\hat{\chi}_{\nu,\nu}^{id}(\omega, \omega_i)$, we first note that the leading high-frequency contribution to $\hat{\chi}_{\nu,\nu}^{id}(\omega, \omega_i)$ consists of the two self-energy and two vertex-correction terms shown in Fig. 9(c). The summation of the most singular diagrams in powers of $(H'_1)^2/\omega$ can be performed by using the self-consistent form of the electron-hole propagator,⁴¹ as illustrated in Fig. 9(d). (For more details see Ref. 41.) This approach gives

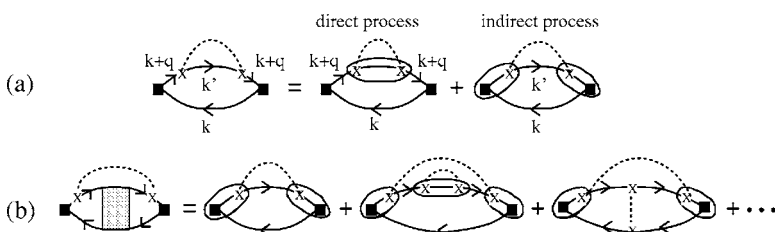


FIG. 8. (a) The direct and indirect high-frequency contributions [proportional to $(H'_1)^2$] to the Raman correlation functions [Fig. 3 and Figs. 7(a) and 7(b)]. (b) A few indirect leading terms in powers of $(H'_1)^2$.

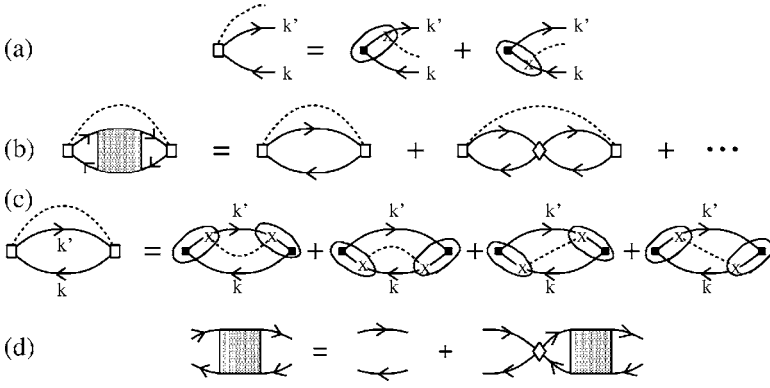


FIG. 9. (a) The effective Raman vertex (open rectangle) in the indirect processes, $[\hat{\gamma}_v^{cc}(\mathbf{k}, \omega_i) - \hat{\gamma}_v^{cc}(\mathbf{k}', \omega_i)]V_1^{cc}(\mathbf{k} - \mathbf{k}')/(\hbar\omega)$. (b) The expansion of the indirect contribution in powers of $(H_1^{cc})^2/\omega$, with the leading term explicitly shown in (c). The shaded box is the electron-hole propagator which is obtained by the self-consistent solution of the equation shown in (d) (Ref. 41). The diamond is the electron-hole self-energy containing both the single-particle self-energy and vertex corrections.

$$\hat{\chi}_{\nu,\nu}^{\text{id}}(\omega, \omega_i) \approx -\frac{1}{v} \sum_{\mathbf{k}\mathbf{k}'\sigma} \frac{\partial f_c(\mathbf{k})}{\partial E_c(\mathbf{k})} \frac{\langle |V_1^{cc}(\mathbf{k} - \mathbf{k}')|^2 \rangle}{\hbar\omega + \hbar \Sigma_\nu^{cc}(\mathbf{k}, \omega)} \hat{\gamma}_\nu^{cc}(\mathbf{k}, \omega_i) \times (\hat{\gamma}_\nu^{cc}(\mathbf{k}, \omega_i) - \hat{\gamma}_\nu^{cc}(\mathbf{k}', \omega_i)) \frac{1}{\hbar} [D_0^{cc}(\mathbf{k}, \mathbf{k}', \omega) + D_0^{cc}(\mathbf{k}', \mathbf{k}, \omega)], \quad (27)$$

where $(1/\hbar)D_0^{cc}(\mathbf{k}, \mathbf{k}', \omega)$ is a useful abbreviation for

$$\frac{1}{\hbar\omega + E_c(\mathbf{k}) - E_c(\mathbf{k}') + i\hbar\eta}.$$

Here $\langle \dots \rangle$ denotes averaging over the momentum transfer by the disorder. $\Sigma_\nu^{cc}(\mathbf{k}, \omega)$ is the channel-dependent electron-hole self-energy,

$$\hbar \Sigma_\nu^{cc}(\mathbf{k}, \omega) = -\sum_{\mathbf{q}'} \langle |V_1^{cc}(\mathbf{q}' - \mathbf{k})|^2 \rangle \left(1 - \frac{\hat{\gamma}_\nu^{cc}(\mathbf{q}', \omega_i)}{\hat{\gamma}_\nu^{cc}(\mathbf{k}, \omega_i)} \right) \times \frac{1}{\hbar} [D_0^{cc}(\mathbf{k}, \mathbf{q}', \omega) + D_0^{cc}(\mathbf{q}', \mathbf{k}, \omega)]. \quad (28)$$

The result of the summation of diagrams in powers of $(H_1^{cc})^2/\omega$ is thus

$$\hat{\chi}_{\nu,\nu}^{\text{id}}(\omega, \omega_i) \approx \frac{1}{v} \sum_{\mathbf{k}\sigma} |\hat{\gamma}_\nu^{cc}(\mathbf{k}, \omega_i)|^2 \frac{\partial f_c(\mathbf{k})}{\partial E_c(\mathbf{k})} \frac{\Sigma_\nu^{cc}(\mathbf{k}, \omega)}{\omega} \times \left[1 + \frac{-\Sigma_\nu^{cc}(\mathbf{k}, \omega)}{\omega} + \left(\frac{-\Sigma_\nu^{cc}(\mathbf{k}, \omega)}{\omega} \right)^2 + \dots \right] = -\frac{1}{v} \sum_{\mathbf{k}\sigma} |\hat{\gamma}_\nu^{cc}(\mathbf{k}, \omega_i)|^2 \frac{\partial f_c(\mathbf{k})}{\partial E_c(\mathbf{k})} \frac{-\Sigma_\nu^{cc}(\mathbf{k}, \omega)}{\omega + \Sigma_\nu^{cc}(\mathbf{k}, \omega)}. \quad (29)$$

This result has the correct limit for small $\hbar\omega$ in comparison with typical damping energies.

It is important to realize here that the expression (29) is obtained under an assumption that is valid for the quasielastic scattering processes, namely that the real part of $\Sigma_\nu^{cc}(\mathbf{k}, \omega)$ is negligibly small. In this case, we can write $\Sigma_\nu^{cc}(\mathbf{k}, \omega) \approx i \text{Im}\{\Sigma_\nu^{cc}(\mathbf{k}, \omega)\} \approx i\Gamma_\nu^{c,\text{id}}$. This can be easily generalized to weakly inelastic incoherent scattering by introducing $\Gamma_\nu^{c,\text{id}}(\omega)$. On the other hand, the introduction of H_{AF} , Eq. (5), leads to large coherent effects in $\text{Re}\{\Sigma_\nu^{cc}(\mathbf{k}, \omega)\}$. This requires the reexamination of the single-particle Hamiltonian $H_0 + H_{\text{AF}}$, with those coherence effects related to H_{AF} incorpo-

rated also in new effective vertices, and not only in $\text{Re}\{\Sigma_\nu^{cc}(\mathbf{k}, \omega)\}$. The description of this procedure is postponed to Sec. VI C.

The generalization to other correlation functions gives the universal expression

$$\hat{\chi}_{i,i}^{\text{id}}(\omega) = \frac{-i\Gamma_i^{c,\text{id}}}{\omega + i\Gamma_i^{c,\text{id}}} \frac{1}{v_0} \hat{n}_{i,i}^{\text{id}}(\mu), \quad (30)$$

for $\Sigma_i^{cc}(\mathbf{k}, \omega) \approx i\Gamma_i^{c,\text{id}}$, $i=1, \alpha, \nu$. Here $\hat{n}_{i,i}^{\text{id}}(\mu, \omega_i)$ is the effective channel-dependent density of states at the Fermi energy of the form

$$\hat{n}_{\nu,\nu}^{\text{id}}(\mu, \omega_i) = -\frac{1}{N} \sum_{\mathbf{k}\sigma} |\hat{\gamma}_\nu^{cc}(\mathbf{k}, \omega_i)|^2 \frac{\partial f_c(\mathbf{k})}{\partial E_c(\mathbf{k})}, \quad (31)$$

and $\hat{n}_{1,1}^{\text{id}}(\mu)$ and $\hat{n}_{\alpha,\alpha}^{\text{id}}(\mu)$ are obtained by replacing $|\hat{\gamma}_\nu^{cc}(\mathbf{k}, \omega_i)|^2$ in Eq. (31) with $(\hat{q}^{cc}(\mathbf{k}, \mathbf{k}))^2=0$ and $(\hat{j}_\alpha^d(\mathbf{k}))^2=(\hat{j}_\alpha^{cc}(\mathbf{k}))^2$, respectively. Also, we define the related effective densities $\hat{n}_{i,j}^{\text{id}}(\mu, \omega_i)$ and $\hat{n}_{i,j}^{\text{id}}(\mu, \omega_i)$ using the total vertices and the constant part of vertices instead of $|\hat{\gamma}_\nu^{cc}(\mathbf{k}, \omega_i)|^2$ in Eq. (31). Evidently, $\Gamma_1^{c,\text{id}}=0$ and $\hat{\chi}_{1,1}^{\text{id}}(\omega)=0$. Also, $\hat{n}_{1,1}^d(\mu) \equiv \hat{n}_{\alpha,\alpha}^{\text{id}}(\mu)$ and $\Gamma_1^{c,d} \equiv \Gamma_\alpha^{c,\text{id}}$. Both those results are required by the continuity equation and the gauge invariance of the intraband optical conductivity.⁴¹

Let us finally mention the Coulomb screening problem. The effects of the Coulomb forces on the indirect processes are described by the Hopfield series of diagrams shown in Fig. 6(b), which is an analog of the Hopfield series studied in the context of the optical conductivity.^{41,45} This series is free of the q^{-2} singularity and, for a sufficiently large relaxation rate $\Gamma_\nu^{c,\text{id}}$ (with the critical relaxation rate $\Gamma_{\nu,0}^{c,\text{id}}$ defined precisely in the following subsection), does not affect the spectra in a critical manner. Therefore, these corrections [starting with the second term in Fig. 6(b)] are neglected in the present analysis, i.e., we take $\hat{\chi}_{\nu,\nu}^{\text{id}}(\omega, \omega_i) \approx \hat{\chi}_{\nu,\nu}^{\text{id}}(\omega, \omega_i)$.

B. Direct vs indirect contributions

When the direct and indirect processes are combined, we obtain the total Raman correlation function in the form

$$\hat{\chi}_{\nu,\nu}^{\text{total}}(\mathbf{q}, \omega, \omega_i) \approx \hat{\chi}_{\nu,\nu}^d(\mathbf{q}, \omega, \omega_i) + \hat{\chi}_{\nu,\nu}^{\text{id}}(\omega, \omega_i), \quad (32)$$

where

$$\begin{aligned} \tilde{\chi}_{v,v}^d(\mathbf{q}, \omega, \omega_i) &= \tilde{\chi}_{v,v}^d(\mathbf{q}, \omega, \omega_i) + \tilde{\chi}_{v,v}^d(\mathbf{q}, \omega, \omega_i) \\ &+ \tilde{\chi}_{v,1}^d(\mathbf{q}, \omega, \omega_i) \frac{4\pi e^2}{q^2 \varepsilon(\mathbf{q}, \omega)} \tilde{\chi}_{1,v}^d(\mathbf{q}, \omega, \omega_i), \end{aligned} \quad (33)$$

using again the separation of vertices $\gamma_v^{cc}(\mathbf{k}, \omega_i) = \bar{\gamma}_v^{cc}(\omega_i) + \hat{\gamma}_v^{cc}(\mathbf{k}, \omega_i)$ and the corresponding separation of $\chi_{i,j}^d(\mathbf{q}, \omega, \omega_i)$. There is a well-defined exclusion rule here. The constant terms in the vertices participate in the direct processes and are screened by the long-range Coulomb forces. On the contrary, only the dispersive terms participate in the indirect processes. They are independent of the wave vector \mathbf{q} and are thus nearly unaffected by the long-range screening. The intensity of the former processes is proportional to small q^2 , except in the static metallic limit, and the intensity of the latter process is proportional to the channel-dependent relaxation rates $\Gamma_v^{c,\text{id}}$.

To find out which of these two processes dominate the correlation functions of the high- T_c cuprates, we now compare the imaginary parts of the expressions (25) and (30). For $n_{v,v}^d(\mu, \omega_i) \approx \hat{n}_{v,v}^{\text{id}}(\mu, \omega_i)$ and $\Gamma_{v,0}^{c,d} \approx \Gamma_{v,0}^{c,\text{id}}$, we obtain the condition $\hbar\omega \approx aqt_{pd}^{\text{eff}}$. Furthermore, $-\text{Im}\{\chi_{v,v}^{\text{id}}(\omega, \omega_i)\}$ is characterized by a maximum at $\omega = \Gamma_{v,0}^{c,\text{id}}$, and the critical damping energy is given roughly by $\hbar\Gamma_{v,0}^{c,\text{id}} \approx aqt_{pd}^{\text{eff}}$, with $aq \approx 10^{-3}$ typically. For the 3D systems and $t_{pd}^{\text{eff}} = 1$ eV, the result is $\Gamma_{v,0}^{c,\text{id}}/(2\pi c) \approx 10$ cm $^{-1}$. For the usual experimental geometry in the high- T_c cuprates [$q_{\alpha'} = q_z$ and $n_{v,v}^d(\mu, \omega_i) \approx (t_{\perp}/t_{pd}^{\text{eff}})^2 \hat{n}_{v,v}^{\text{id}}(\mu, \omega_i)$], on the other hand, the critical relaxation rate is $\Gamma_{v,0}^{c,\text{id}}/(2\pi c) \approx aqt_{\perp}$, i.e., well below 10 cm $^{-1}$. Based on this estimates, for frequencies of the outmost experimental interest, $\omega/(2\pi c) > 50$ cm $^{-1}$, the direct processes can be omitted and we continue the analysis with the approximate expression

$$\tilde{\chi}_{v,v}^{\text{total}}(\mathbf{q}, \omega, \omega_i) \approx \hat{\chi}_{v,v}^{\text{id}}(\omega, \omega_i). \quad (34)$$

The measured Raman spectra $-\text{Im}\{\tilde{\chi}_{v,v}^{\text{total}}(\omega, \omega_i)\}$ are thus proportional to $-\text{Im}\{\hat{\chi}_{v,v}^{\text{id}}(\omega, \omega_i)\}$ of Eq. (30) for arbitrary ω .

For comparison with experimental and previous theoretical results, it is useful to rewrite the effective densities $\hat{n}_{v,v}^{\text{id}}(\mu, \omega_i)$ in terms of the related densities $n_{i,j}^{\text{id}}(\mu, \omega_i)$, which involve the total Raman vertices. For this purpose, we notice that the constant terms $\bar{\gamma}_v^{cc}(\omega_i)$, defined by $n_{v,1}^d(\mu, \omega_i) = \bar{\gamma}_v^{cc}(\omega_i) n_{1,1}^{\text{id}}(\mu)$, can be formally expressed in terms of the effective density of states $n_{i,j}^{\text{id}}(\mu, \omega_i)$ in the following way:

$$\bar{\gamma}_v^{cc}(\omega_i) \approx \frac{n_{v,1}^{\text{id}}(\mu, \omega_i)}{n_{1,1}^{\text{id}}(\mu)}. \quad (35)$$

This finally leads to

$$\begin{aligned} \hat{n}_{A_{1g}}^{\text{id}}(\mu, \omega_i) &= \frac{n_{A_{1g}}^{\text{id}}(\mu, \omega_i) n_{1,1}^{\text{id}}(\mu) - [n_{A_{1g},1}^{\text{id}}(\mu, \omega_i)]^2}{n_{1,1}^{\text{id}}(\mu)}, \\ \hat{n}_\nu^{\text{id}}(\mu, \omega_i) &= n_\nu^{\text{id}}(\mu, \omega_i), \quad \nu = B_{1g}, B_{2g} \end{aligned} \quad (36)$$

[using the abbreviation $\hat{n}_\nu^{\text{id}}(\mu, \omega_i) \equiv n_{v,v}^{\text{id}}(\mu, \omega_i)$].

C. Comparison with the usual field-theory approach

For the sake of comparison with the common field-theory approaches (FTA) it is appropriate to notice that $\tilde{\chi}_{v,v}^d(\mathbf{q}, \omega, \omega_i)$ of Eq. (33) can be rewritten as

$$\begin{aligned} \tilde{\chi}_{v,v}^d(\mathbf{q}, \omega) &= \left[\chi_{v,v}^d(\mathbf{q}, \omega) - \frac{\chi_{v,1}^d(\mathbf{q}, \omega) \chi_{1,v}^d(\mathbf{q}, \omega)}{\chi_{1,1}(\mathbf{q}, \omega)} \right] \\ &+ \frac{\chi_{v,1}^d(\mathbf{q}, \omega) \chi_{1,v}^d(\mathbf{q}, \omega)}{\chi_{1,1}(\mathbf{q}, \omega) \varepsilon(\mathbf{q}, \omega)}, \end{aligned} \quad (37)$$

in the simplified notation [ω_i is omitted and it is noted that $\chi_{1,1}^d(\mathbf{q}, \omega) = \chi_{1,1}(\mathbf{q}, \omega)$]. The relation (37) is also the starting point of the FTA analyses of the electronic Raman scattering,^{29,33,35,39} and is the source of controversies regarding the role of the long-range screening in the Raman scattering.

Most of the FTA Raman analyses^{28,33,34,39} use the standard approximation for the transverse correlation functions^{26,45} to study the Raman spectra in the B_{1g} and B_{2g} channels. In this case, $\tilde{\chi}_{v,v}(\mathbf{q}, \omega)$ equals $\chi_{v,v}(\mathbf{q}, \omega)$, with $\chi_{v,v}(\mathbf{q}, \omega)$ given by the diagram of Fig. 2(a) for $\chi_{v,v}^d(\mathbf{q}, \omega)$ in which the momentum relaxation is replaced by the energy relaxation. Equivalently, this can be formulated by redefining the single-electron Green functions with respect to the Green functions used in the charge-charge correlation functions.^{26,45} For the scattering on the disorder, this leads roughly to $\chi_{v,v}(\mathbf{q}, \omega) = \chi_{v,v}^{\text{FTA}}(\omega) = \chi_{v,v}^{\text{id}}(\omega) - \chi_{v,v}^{\text{id}}(0)$, with $\chi_{v,v}^{\text{id}}(\omega)$ given by Eq. (30). The same approximation was extended to the A_{1g} channel of the high- T_c cuprates in Ref. 16. This is a reasonable approximation for the nearly half-filled conduction band with the Raman vertices treated explicitly, because the resulting ratio $\chi_{A_{1g},1}^d(\mathbf{q}, \omega)/\chi_{1,1}^d(\mathbf{q}, \omega)$ turns out to be negligibly small, as shown below in Sec. V B.

On the other hand, the usual approximate description of the Raman vertices used in the FTA approaches generates $\chi_{A_{1g},1}^d(\mathbf{q}, \omega)/\chi_{1,1}^d(\mathbf{q}, \omega)$ comparable to unity. This induces a quite large constant term in the A_{1g} Raman vertex, and, consequently, activates the long-range forces, as does our approach for a partially filled conduction band. The FTA approaches combine further the Coulomb screening in the expression (37) with the aforementioned approximation for the transverse correlation functions $\chi_{v,v}(\mathbf{q}, \omega)$. The Coulomb term in Eq. (37) is first removed on taking^{29,33} $\tilde{\chi}_{1,1}(\mathbf{q}, \omega) \sim (v_F q)^2 / \omega_{\text{pl}}^2$, i.e., the static screening on the ideal lattice in $\varepsilon(\mathbf{q}, \omega)$. Next, the momentum relaxation in $\chi_{i,j}^d(\mathbf{q}, \omega)$ is replaced in the braces of Eq. (37) by the energy relaxation. Again, this amounts roughly to the replacement of $\chi_{i,j}^d(\mathbf{q}, \omega)$ by $\chi_{i,j}^{\text{FTA}}(\omega) = \chi_{i,j}^{\text{id}}(\omega) - \chi_{i,j}^{\text{id}}(0)$. In this way, one obtains the common field-theory expression^{28,29,33,39} for the screened Raman correlation function in all three channels $\tilde{\chi}_{v,v}(\mathbf{q}, \omega) \approx \tilde{\chi}_{v,v}^{\text{FTA}}(\omega)$, where the $\chi_{i,j}^d(\mathbf{q}, \omega)$ are replaced by

$$\chi_{i,j}^{\text{FTA}}(\omega) = \frac{\omega}{\omega + i\Gamma_{i,j}^{c,\text{id}}} \frac{1}{v_0} n_{i,j}^{\text{id}}(\mu) \quad (38)$$

in the braces of Eq. (37). At frequencies $\omega \ll \omega_{\text{pl}}$, the form of the resulting $\text{Im}\{\tilde{\chi}_{v,v}^{\text{FTA}}(\omega)\}$ is thus quite similar to the imaginary part of our expression (34) [combined with (30), (35),

and (36)]. The background of this result is that the large Coulomb term introduced by FTA for any band filling is removed therein by the static screening.

However, instead of removing the last term in Eq. (37) by the use of the static screening on the ideal lattice,^{29,33} our approach determines explicitly the role of the long-range forces in the presence of the disorder for the typical Raman regime $\omega > v_F q_\alpha$, with the Raman vertices treated explicitly. It turns out that the last term (negligible for the half-filling) is removed from the A_{1g} response for the partially filled band by the dynamic, rather than by the static screening of the long-range Coulomb forces involved in the direct processes. This screening is characterized by $\chi_{i,j}^d(q_\alpha, \omega) \propto q_\alpha^2 / \omega^2$ in all susceptibilities appearing in the last term of Eq. (37). In addition, our approach shows immediately that for $\omega > \Gamma_{i,j}^{c,id}$ Eq. (37) is valid in the impurity-free form, i.e., that the plasmon peak does not appear in the Raman response due to the $\chi_{i,j}^d(q_\alpha, \omega) \propto q_\alpha^2 / \omega^2$ behavior. In contrast to that, the FTA does not give a clear recipe how to extend its treatment of the last term in Eq. (37) to the frequencies $\omega \approx \omega_{pl}$. It is noteworthy that if $\epsilon(\mathbf{q}, \omega)$ were to be replaced here by the usual plasma expression for the impurity-free lattice but the behavior of other $\chi_{i,j}^d(\mathbf{q}, \omega)$'s in this term was kept constant in the small \mathbf{q} limit, using the expression (38), the observation of the plasmon would be predicted in the Raman scattering, with a magnitude comparable to that of the single-particle term in $\hat{\chi}_{\nu,\nu}^{FTA}(\omega)$. This behavior, common in some semiconductors,⁵³ does not occur in the high- T_c cuprates.

In summary, the Coulomb screening, instead of being all-important in the Raman response of the high- T_c cuprates is not important at any ω . Equations (36) and (30), although widely used, are thus derived here for the first time in a consistent manner for $\omega < \Gamma_{i,j}^{c,id}$ and extended to frequencies around the intraband plasmon frequency.

V. INTRABAND RAMAN SPECTRAL FUNCTIONS

In order to illustrate the importance of the enhancement of the electronic Raman spectra by the interband resonance, we shall consider now the bare correlation functions $\chi_{\nu,\nu}^{id}(\omega, \omega_i)$, $\nu = A_{1g}, B_{1g}, B_{2g}$, in the Drude regime of the $H_{AF} = 0$ case, using (i) the static-Raman-vertex approximation, $\gamma_{\nu}^{cc}(\mathbf{k}, \omega_i, \omega_s) \approx \gamma_{\nu}^{cc}(\mathbf{k})$, usual in most of the current literature,²⁸⁻³⁶ and (ii) the elastic-Raman-vertex approximation.^{39,55} Also, the reduced correlation function $\hat{\chi}_{A_{1g}A_{1g}}^{id}(\omega, \omega_i)$ will be compared to $\chi_{A_{1g}A_{1g}}^{id}(\omega, \omega_i)$ to estimate the reduction effects present in Eq. (36). Since, in the numerical calculations discussed below, the 3D nature of the problem appears only in the relaxation rates, which are assumed to be independent of the wave vector and frequency, we set $t_{\perp} \approx 0$ and replace the 3D integrations in the correlation functions by 2D integrations.

A. Intraband (Drude) Raman scattering

With $\Sigma_{\nu}^{cc}(\mathbf{k}, \omega) \approx i\Gamma_{\nu}^{c,id}$, the spectral functions related to the Drude part of electronic Raman spectra are given by

$$-\text{Im}\{\hat{\chi}_{\nu,\nu}^{id}(\omega, \omega_i)\} \approx \frac{\omega \Gamma_{\nu}^{c,id}}{\omega^2 + (\Gamma_{\nu}^{c,id})^2} \frac{1}{v_0} \hat{n}_{\nu}^{id}(\mu, \omega_i). \quad (39)$$

For $\Gamma_{\nu}^{c,id} \approx \Gamma^{c,id}$, the three Raman channels are still distinguished by the effective Raman density of states $\hat{n}_{\nu}^{id}(\mu, \omega_i)$ (whatever is t_{pp}).

Furthermore, the comparison with the intraband optical conductivity

$$\text{Re}\{\sigma_{\alpha\alpha}^c(\omega)\} = \frac{\Gamma_{\alpha}^{c,id}}{\omega^2 + (\Gamma_{\alpha}^{c,id})^2} \left(\frac{eat_{pd}^{\text{eff}}}{\hbar}\right)^2 \frac{1}{v_0} n_{\alpha}^{id}(\mu), \quad (40)$$

with $(eat_{pd}^{\text{eff}}/\hbar)^2 n_{\alpha}^{id}(\mu)/v_0 \equiv e^2 n_{\alpha\alpha}^{\text{eff}}/m$, where $n_{\alpha\alpha}^{\text{eff}}$ is the effective number of conduction electrons per unit cell (discussed in more detail in Sec. VI A), gives an analog of the well-known relation valid in simple Drude metals,

$$-\text{Im}\{\hat{\chi}_{\nu,\nu}^{id}(\omega, \omega_i)\} \propto \omega \text{Re}\{\sigma_{\alpha\alpha}^c(\omega)\}. \quad (41)$$

[Notice that $\hat{n}_{\alpha}^{id}(\mu) \equiv n_{\alpha}^{id}(\mu)$, because the constant term in the current vertex is equal to zero, i.e., $j_{\alpha}(-\mathbf{k}) = -j_{\alpha}(\mathbf{k})$.] Here it applies to the CuO_2 plane ($\alpha = x, y$ and $\nu = A_{1g}, B_{1g}, B_{2g}$). This relation has been verified in the measured spectra of the overdoped high- T_c cuprates,^{1,2,4-7} where the relaxation rates $\Gamma_{\alpha}^{c,id}$ and $\Gamma_{\nu}^{c,id}$ have been replaced by $\Gamma(\omega) \approx \Gamma(0) + \lambda\omega$.

The SRVA version of these expressions, which sets $\omega_i = 0$ in Eq. (39), was first derived by Zawadowski and Cardona²⁸ and then extended to the case of strong quasi-particle damping ($\lambda \neq 0$) in Refs. 16, 30, and 34. For the overdoped compounds, the $\lambda \neq 0$ single component intraband term is the only contribution relevant to the experimental spectra. On the other hand, in the underdoped regime, the complete model includes both the Drude contribution (39) and the contributions of the low-lying excitations across the AF (pseudo)gap,^{1,2,56-58} discussed further in Sec. VI C.

B. Static-Raman vertex approximation

We present now the bare spectra $-\text{Im}\{\chi_{\nu,\nu}^{id}(\omega, \omega_i)\}$ relevant for the Drude regime. First we discuss the validity of the SRVA [$\omega_i = 0$ in Eq. (31)]. As mentioned above, the three-band model used in the present calculation includes the site energy splitting $\Delta_{pd}^{\text{eff}} = E_p - E_d$ and the first-neighbor bond-energy t_{pd}^{eff} , but neglects the second-neighbor bond-energy t_{pp} ,^{14,15,43} which restricts our physical discussion to the La_2CuO_4 family, where t_{pp} does not seem to play an all important role.

The effective density of states $n_{\alpha}(\mu)$ was evaluated previously⁴⁰ for the parameters required to give a reasonable agreement with the measured spectral weight of the visible conductivity in the La_2CuO_4 -based compounds. Using the same parameters, $n_{\nu}(\mu)$ is calculated now in the SRVA. Figure 10 shows this effective density of states, representing an appropriate measure for both the maxima in the Drude part of the Raman spectra, Eq. (39), and the corresponding spectral weights. The most striking result is that in the doping range of interest, $0 < \delta < 0.3$, the ratio $n_{B_{1g}}(\mu)/n_{A_{1g}}(\mu)$ is large [typically $n_{B_{1g}}(\mu)/n_{A_{1g}}(\mu) \approx 50$]. This enhancement is related to the fact that, for $t_{pp} = 0$, the factor $[\gamma_{A_{1g}}^{cc}(\mathbf{k})]^2$ becomes negligible in comparison with $[\gamma_{B_{1g}}^{cc}(\mathbf{k})]^2$ for the Fermi

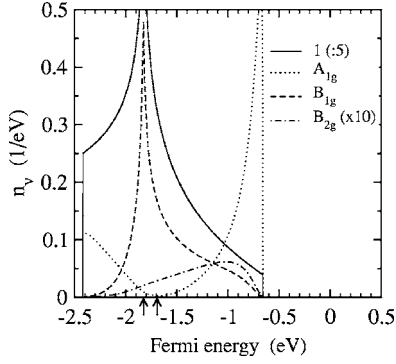


FIG. 10. The dependence of the effective density of states on the Fermi energy μ , for $\Delta_{pd}^{\text{eff}}=0.66$ eV, $t_{pd}^{\text{eff}}=0.73$ eV, and $t_{pp}=0$. The label $\nu=1$ denotes the ordinary density of states (divided by a factor of 5), and $\nu=A_{1g}$, B_{1g} , and B_{2g} correspond to three Raman polarizations. For clarity the B_{2g} density of states is multiplied by 10. The hole picture is used, i.e., the upper band boundary corresponds to the hole doping $\delta=1$ (measured with respect to half-filling). The doping range $0 < \delta < 0.3$, relevant to the hole doped high- T_c cuprates, is indicated by two arrows.

energy close to the van Hove energy. This prediction of SRVA is however physically unacceptable, since the measured $n_{B_{1g}}(\mu)/n_{A_{1g}}(\mu) \approx 1$.⁵⁻⁷

Using the definition of the constant terms $\bar{\gamma}_\nu^{cc}(\omega_i)$, $n_{\nu,1}^d(\mu, \omega_i) = \bar{\gamma}_\nu^{cc}(\omega_i) n_{1,1}^d(\mu)$, we can write

$$\hat{n}_\nu^{\text{id}}(\mu) = n_\nu^{\text{id}}(\mu) - \left(\frac{n_{\nu,1}^d(\mu)}{n_{1,1}^d(\mu)} \right)^2 n_{1,1}^{\text{id}}(\mu) \quad (42)$$

in the simplified notation (ω_i is omitted). This expression [and its approximate version (36) as well] reveals the existence of two qualitatively different regimes: (i) For the nearly half-filled conduction band, i.e., for the Fermi energy close to the van Hove energy, the second term is negligible [$n_{\nu,1}^d(\mu)$ crosses zero at $\delta \approx 0.3$, and $n_{1,1}^d(\mu)$ is singular for $\mu \approx \varepsilon_{\text{vH}}$]. For $\mu \approx \varepsilon_{\text{vH}}$, the constant term in the A_{1g} Raman vertex is negligibly small. (ii) On the contrary, for the doping well away from half-filling, the dispersive terms in the vertices are negligible, leading to the strong reduction effects in Eq. (42) with $\hat{n}_{A_{1g}}^{\text{id}}(\mu) \ll n_{A_{1g}}^{\text{id}}(\mu)$.

To simplify the discussion of the resonant effects and the effects of the AF correlations, in the rest of the article we consider the effective density of states $\hat{n}_\nu^{\text{id}}(\mu) \approx n_\nu^{\text{id}}(\mu)$. For $0 < \delta < 0.3$, the corrections are of the order of few percent, i.e., they are comparable to the effects of the orthorhombic distortion on $\tilde{\chi}_{\nu,\nu}^{\text{total}}(\mathbf{q}, \omega, \omega_i)$ which have been already neglected here.

C. Elastic-Raman-vertex approximation

We calculate therefore the effective density of states $n_\nu(\mu, \omega_i)$ in the ERVA, i.e., retaining ω_i in Eq. (31), for the hole doping $\delta=0.1$ and the damping energies $\hbar\Gamma^{\text{inter}}=0.1$ and 0.15 eV. In Fig. 11 we show the results for the model parameters used above ($\Delta_{pd}^{\text{eff}}=0.66$ eV and $t_{pd}^{\text{eff}}=0.73$ eV). For $\hbar\omega_i \approx 0$, the large $n_{B_{1g}}(\mu, \omega_i)$ intraband term, associated with van Hove singularities, is large with respect to the interband

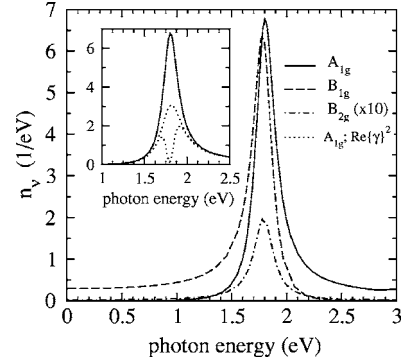


FIG. 11. Inset: The resonant enhancement of the A_{1g} density of states $n_{A_{1g}}$ for $\delta=0.1$ ($\mu=-1.793$ eV in Fig. 10), and $\hbar\Gamma^{\text{inter}}=0.1$ eV (solid and dotted line) and 0.15 eV (dashed line). The dotted (solid, dashed) line represents the contributions of the real (real and imaginary) part(s) in $\gamma_\nu^{cc}(\mathbf{k}, \omega_i)$ to $n_{A_{1g}}$. Main figure: The total bare effective density of states for all three Raman channels for $\hbar\Gamma^{\text{inter}}=0.1$ eV. The B_{2g} spectrum is again multiplied by 10.

$n_{A_{1g}}(\mu, \omega_i)$ term. For $\hbar\omega_i$ around $E_N(\mathbf{k}) - \mu \approx 1.8$ eV (N for the nonbonding band), the resonant (interband) contribution to $n_{A_{1g}}(\mu, \omega_i)$ is nearly equal to the sum of the static (intra-band) and resonant (interband) terms in $n_{B_{1g}}(\mu, \omega_i)$. In the maximum, the comparable interband contributions dominate. This energy range corresponds to $E_N(\mathbf{k}) - \mu < \hbar\omega_i < [E_N(\mathbf{k}) - E_c(\mathbf{k})]_{\text{max}}$, because for $t_{pp}=0$, the optical excitations between the conduction and antibonding bands are negligible.⁴³ For t_{pp} large enough, the latter excitations become important as well, and resonant effects are extended to the energy region $E_N(\mathbf{k}) - \mu < \hbar\omega_i < [E_p(\mathbf{k}) - E_c(\mathbf{k})]_{\text{max}}$ (i.e., between 1.7 and 4 eV). Due to the resonant enhancement of the Raman scattering processes, we find the ratio $n_{B_{1g}}(\mu, \omega_i)/n_{A_{1g}}(\mu, \omega_i)$ consistent with the experimental observation. Notice, however, the reduction of the resonant effect with increasing damping energy $\hbar\Gamma^{\text{inter}}$ (inset of the figure).

The spectral weight of the B_{2g} channel relative to two other channels turns out to be one order of magnitude smaller than the one usually found in experiments. This reflects the fact that various processes described by other parameters of the three-band model, and in particular by the direct oxygen-oxygen hopping t_{pp} , are absent here. It should be noticed that t_{pp} opens an additional channel in the electron-photon coupling [see Eq. (A3)] involving predominantly the electronic states in the nodal $k_x=k_y$ region of the Fermi surface. As easily seen, this leads in the first place to the enhancement of the B_{2g} Raman spectra giving the contributions proportional to t_{pp} in $\gamma_{B_{2g}}^{cc}(\mathbf{k}, \omega_i)$, additional to the contributions of the indirect oxygen-oxygen hopping processes [$\propto (t_{pd}^{\text{eff}})^2$] shown in Figs. 10 and 11.

We notice finally that, if the contributions of $\text{Im}\{\gamma_\nu^{CC}(\mathbf{k}, \omega_i)\}$ to $n_\nu(\mu, \omega_i)$ are neglected, one obtains the resonant structure characterized by two peaks split approximately by the energy $2\hbar\Gamma^{\text{inter}}$, as represented in the inset of Fig. 11 by the dotted line. Similar dependence of the Raman spectra on the photon frequencies was already proposed in the multiband study of the electron-mediated photon-phonon coupling functions.⁵⁵

It should be noticed that most of the recent Raman studies are focussed only on the B_{1g} and B_{2g} channels. These two channels scan the complementary parts of the Fermi surface (the vicinity of the van Hove points in B_{1g} and the nodal region of the Brillouin zone in B_{2g}) and almost all relevant physics is present in the related spectra.^{7,13,58} Our comparison with the experimental data, given in Sec. VI C, will be thus also limited to these two channels.

VI. EFFECTS OF THE ANTIFERROMAGNETIC ORDERING

In order to make our analysis of the coherence factors analytically tractable we shall restrict it here to the situations in which the direct oxygen-oxygen hopping t_{pp} is not qualitatively important and set it equal to zero. Such is the case of La_2CuO_4 based families for the doping not too far from the optimal doping, where the Fermi surface is nearly square.

The effective AF potential $\Delta(\mathbf{k})$ is assumed to be of the $d_{x^2-y^2}$ symmetry, $\Delta(\mathbf{k})=0.5\Delta_{\text{AF}}(\cos \mathbf{k} \cdot \mathbf{a}_1 - \cos \mathbf{k} \cdot \mathbf{a}_2)$. This potential dominantly affects the states close to the van Hove points, leads to the dimerization of the bands, and is accompanied by the low-lying interband processes characterized by a threshold energy proportional to the magnitude Δ_{AF} . Two subbands of the conduction band will be denoted by the indices $L=C$ (upper band) and $L=\underline{C}$ (lower band). For the half-filled conduction band of the $t_{pp}=0$ model, \mathbf{Q}_{AF} leads to the ideal nesting of the Fermi surface and, correspondingly, the relevance of this perturbation grows with decreasing hole doping.

In other cases, the interplay between t_{pp} and $\Delta(\mathbf{k})$ is probably responsible for the anomalies regarding, e.g., the development of both the Fermi surface shape²³ and the optical conductivity with doping. Namely, for t_{pp} large enough with respect to t_{pd}^{eff} , even small changes in the hole doping could produce dramatic changes in the electrodynamic features of the electron system (this might be analogous to the situation found in the quasi-one-dimensional Bechgaard salts⁵⁹). ARPES measurements in the $\text{YBa}_2\text{Cu}_3\text{O}_{7-x}$ and Bi-based cuprates^{21,22} are indicative of such a regime, not discussed here.

A. Hall coefficient

In the three-band model with the magnetic field normal to the conduction plane, the room-temperature Hall coefficient is of the form $R_H \approx 1/(ecn_H)$, where n_H is the effective Hall number given by $n_H = n_{xx}^{\text{eff}}/n_{xy}^{\text{eff}}$. The diagonal and off-diagonal effective numbers of charge carriers read as^{40,60,61}

$$n_{\alpha\alpha}^{\text{eff}} = -\frac{m}{e^2} \frac{1}{v} \sum_{\mathbf{k}^* \sigma} [J_{\alpha}^{\text{CC}}(\mathbf{k})]^2 \frac{\partial f_C(\mathbf{k})}{\partial E_C(\mathbf{k})}, \quad (43)$$

$$n_{xy}^{\text{eff}} = \frac{m}{e^2} \frac{1}{v} \sum_{\mathbf{k}^* \sigma} \frac{\partial f_C(\mathbf{k})}{\partial E_C(\mathbf{k})} J_x^{\text{CC}}(\mathbf{k}) [\gamma_{yy}^{\text{CC}}(\mathbf{k}) J_x^{\text{CC}}(\mathbf{k}) - \gamma_{xy}^{\text{CC}}(\mathbf{k}) J_y^{\text{CC}}(\mathbf{k})] \quad (44)$$

($\alpha=x$ or y). The structure of the intraband current vertices, $J_{\alpha}^{\text{CC}}(\mathbf{k})$ [$J_{\alpha}^{\text{cc}}(\mathbf{k})$], and the static Raman vertices,

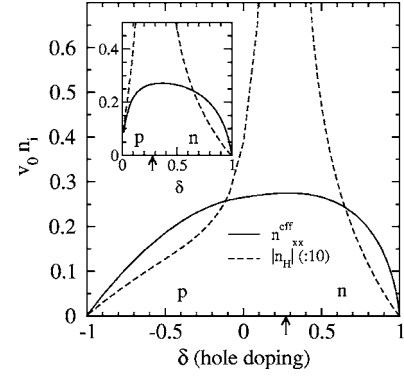


FIG. 12. Main frame: Effective numbers n_{xx}^{eff} and $|n_H|$ (representing also the dc conductivity and the inverse Hall coefficient, scaled by $e^2/(mv_0\Gamma_x^{\text{c,id}})$ and ec/v_0 , respectively) as a function of the doping level for $\Delta_{\text{AF}}=0$. Inset: The effect of the AF correlations on n_{xx}^{eff} and $|n_H|$ for the $d_{x^2-y^2}$ symmetry perturbation $\Delta(\mathbf{k})$ with $\Delta_{\text{AF}}=50$ meV, in the hole-doped region. The critical doping δ_0 , where $n_{xy}^{\text{eff}}=0$, is labeled by arrows. n and p denote, respectively, the region of electronlike ($n_H, n_{xy}^{\text{eff}} < 0$) and holelike ($n_H, n_{xy}^{\text{eff}} > 0$) behavior of the charge carriers.

$\gamma_{\alpha\beta}^{\text{CC}}(\mathbf{k})$ [$\gamma_{\alpha\beta}^{\text{cc}}(\mathbf{k})$], for the $\Delta_{\text{AF}} \neq 0$ ($\Delta_{\text{AF}}=0$) case is determined in Appendix B (A). For $\Delta_{\text{AF}} \neq 0$ ($\Delta_{\text{AF}}=0$), $\mathbf{k}^*(\mathbf{k})$ refers to the new (old) Brillouin zone. The dc conductivity can be scaled by the diagonal effective numbers, as well, according to the relations (40) and (43), $\sigma_{\alpha\alpha}^{\text{dc}} = e^2 n_{\alpha\alpha}^{\text{eff}} / (m\Gamma_{\alpha}^{\text{c,id}})$.

The effective numbers (43) and (44) are extremely sensitive to the correlation effects. In order to illustrate this dependence, the numbers n_{xx}^{eff} and n_H are calculated with and without the potential $\Delta(\mathbf{k})$ of the $d_{x^2-y^2}$ symmetry and are compared to the experimental observations in $\text{La}_{2-x}\text{Sr}_x\text{CuO}_4$ (Refs. 1 and 42) showing that (i) the change of the sign of n_H occurs nearly at $\delta_0 \approx 0.25$; (ii) $n_H \propto \delta$ in the underdoped compounds; and (iii) $n_{xx}^{\text{eff}} \propto \delta$ for $\delta \rightarrow 0$. The results are given in Fig. 12 for $\Delta_{\text{AF}}=0$ and 50 meV. The main figure illustrates the well-known fact that for a pair of bonding and antibonding bands the critical doping δ_0 , which separates the electronlike doping region(s) from the holelike one(s), is shifted for finite $t_{pd}^{\text{eff}}/\Delta_{pd}^{\text{eff}}$ ($t_{pp}=0$) from $\delta=0$ in the positive (negative) direction for the lower (upper) band, breaking in this way a simple electron-hole symmetry in each of these two bands. For the wide conduction band, characterized by $\Delta_{pd}^{\text{eff}}=0.66$ eV and $t_{pd}^{\text{eff}}=0.73$ eV, this results in $\delta_0 \approx 0.27$, in agreement with the observation (i). The measured linear δ -dependences of n_{xx}^{eff} (iii) and n_H (ii) can be related to the mid-infrared (MIR) gap structure, as seen from the inset of Fig. 12. It should also be noticed that, for Δ_{AF} not too large, the position of δ_0 is only slightly dependent on Δ_{AF} . More importantly, due to the doubled number of zeros of $\partial^2 E_C(\mathbf{k})/\partial k_{\alpha} \partial k_{\beta}$ (which appear above and below the original van Hove energy ε_{vH}), the effective number n_{xy}^{eff} has two zeros, resulting in an additional critical doping within the electron-doped range. In crude terms, this restores the electron-hole symmetry of the phase diagram of the high- T_c cuprates, which is seen in the Hall coefficient measurements.^{1,42}

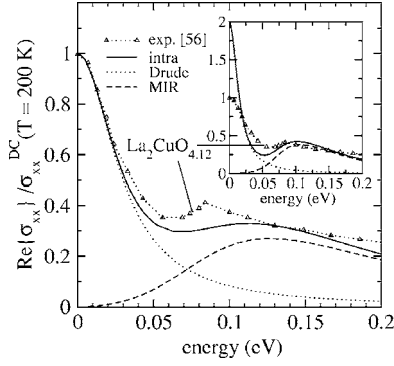


FIG. 13. The optical conductivity (45) for the anisotropic- s potential $\Delta(\mathbf{k}) = \Delta_{\text{AF}}[0.5 + 0.125(\cos \mathbf{k} \cdot \mathbf{a}_1 - \cos \mathbf{k} \cdot \mathbf{a}_2)^2]^{1/2}$ with $\Delta_{\text{AF}} = 45$ meV, $\Delta_{pd}^{\text{eff}} = 0.66$ eV, $t_{pd}^{\text{eff}} = 0.73$ eV, $\delta = 0.1$, $\zeta_1 = 0.18$, and $\zeta_2 = 0.4$. Main figure: $\hbar\Gamma_{\alpha}^{\text{c,id}} = 30$ meV and $\hbar\Gamma_{\alpha}^{\text{MIR}} = 50$ meV (suitable to $T = 200$ K spectra in the La_2CuO_4 based compounds). Inset: $\hbar\Gamma_{\alpha}^{\text{c,id}} = 15$ meV and $\hbar\Gamma_{\alpha}^{\text{MIR}} = 25$ meV ($T \approx 100$ K). The data measured in $\text{La}_2\text{CuO}_{4.12}$ at $T = 200$ K (Ref. 56) connected by the dotted line are given for comparison.

B. Optical conductivity

The dependence of the low-frequency conductivity on the symmetry and magnitude of the dimerization potential $\Delta(\mathbf{k})$ is analyzed in detail in Refs. 40 and 41. For the sake of completeness we enumerate here the most important results. The two-component $\Delta_{\text{AF}} \neq 0$ intraband conductivity reads

$$\sigma_{\alpha\alpha}^{\text{intra}}(\omega) \approx \zeta_1 \frac{i e^2 n_{\alpha\alpha}^{\text{eff}}}{\omega m} \frac{\omega}{\omega + i\Gamma_{\alpha}^{\text{c,id}}} - \zeta_2 i \omega \alpha_{\alpha\alpha}^{\text{MIR}}(\omega), \quad (45)$$

with the effective number of conduction electrons, $n_{\alpha\alpha}^{\text{eff}}$, and the MIR polarizability, $\alpha_{\alpha\alpha}^{\text{MIR}}(\omega)$, given by

$$n_{\alpha\alpha}^{\text{eff}} = \frac{1}{v} \sum_{\mathbf{k}^* \sigma} \gamma_{\alpha\alpha}^{\text{CC}}(\mathbf{k}) [1 - f_C(\mathbf{k})], \quad (46)$$

$$\alpha_{\alpha\alpha}^{\text{MIR}}(\omega) = \frac{1}{\omega^2 v} \sum_{\mathbf{k}^* \sigma} \frac{(\hbar\omega)^2 |J_{\alpha}^{\text{CC}}(\mathbf{k})|^2}{E_{\text{CC}}^2(\mathbf{k})} \times \frac{2E_{\text{CC}}(\mathbf{k}) [f_C(\mathbf{k}) - 1]}{(\hbar\omega + i\hbar\Gamma_{\alpha}^{\text{MIR}})^2 - E_{\text{CC}}^2(\mathbf{k})}. \quad (47)$$

The renormalization factors ζ_1 and ζ_2 in Eq. (45) serve here to model the effects of fluctuations of auxiliary bosons on the low-frequency optical excitations.⁴⁰ The vertex $J_{\alpha}^{\text{CC}}(\mathbf{k})$ and the energy difference $E_{\text{CC}}(\mathbf{k})$ are given in Appendix B.

Figure 13 illustrates the typical low-frequency spectra measured in $\text{La}_2\text{CuO}_{4.12}$, compared to the model predictions. In spite of its simplicity, the model (45)–(47) with $t_{pp} = 0$ can explain why the MIR structure in $\text{La}_2\text{CuO}_{4.12}$ is nearly independent of temperature.⁵⁶ Namely, at temperatures below the room temperature, the position of the MIR maximum $\hbar\omega_{\text{MIR}} \approx 90$ meV is well above the relaxation rate $\hbar\Gamma_{\alpha}^{\text{MIR}}$ and correspondingly $\hbar\omega_{\text{MIR}} \approx 2\Delta_{\text{AF}}$, independent of $\hbar\Gamma_{\alpha}^{\text{MIR}}$. This situation strongly contrasts with those observed in the Bechgaard salts⁵⁹ or in $\text{Bi}_2\text{SrCuO}_6$ (Ref. 57) where small Drude spectral weights (i.e., $v_0 n_{\alpha\alpha}^{\text{eff}} \ll 1$) reveal the interplay be-

tween t_{pp} (or t_b in the Bechgaard salts) and the energy scale $2\Delta_{\text{AF}}$.⁴⁷

C. B_{1g} and B_{2g} Raman spectra

Next, we extend the discussion of the AF effects to the electronic Raman spectra. In the hole-doped regime, the Drude-like contributions and the low-lying transitions through the AF (pseudo)gap are given by Eq. (39) and by

$$-\text{Im}\{\chi_{\nu,\nu}^{\text{MIR}}(\omega, \omega_1)\} \approx \frac{1}{N} \sum_{\mathbf{k}^* \sigma} |\gamma_{\nu}^{\text{CC}}(\mathbf{k}, \omega_1)|^2 [f_C(\mathbf{k}) - 1] \text{Im} \left\{ \frac{2E_{\text{CC}}(\mathbf{k})}{(\hbar\omega + i\hbar\Gamma_{\nu}^{\text{MIR}})^2 - E_{\text{CC}}^2(\mathbf{k})} \right\}, \quad (48)$$

respectively. Neglecting the effects of $\Delta(\mathbf{k})$ on the intermediate interband processes and applying the static approximation for the low-frequency part of the Raman vertex, the elastic Raman vertices in the expressions (39) and (48) calculated at $t_{pp} = 0$ are given by

$$\gamma_{\nu}^{\text{CC}}(\mathbf{k}, \omega_i) \approx \gamma_{\nu}^{\text{c}}(\mathbf{k}, \omega_i) \cos^2 \frac{\varphi(\mathbf{k})}{2} + \gamma_{\nu}^{\text{c}}(\mathbf{k} \pm \mathbf{Q}_{\text{AF}}, \omega_i) \sin^2 \frac{\varphi(\mathbf{k})}{2},$$

$$\gamma_{\nu}^{\text{CC}}(\mathbf{k}, \omega_i) \approx \frac{1}{2} [\gamma_{\nu}^{\text{c}}(\mathbf{k}, \omega_i) - \gamma_{\nu}^{\text{c}}(\mathbf{k} \pm \mathbf{Q}_{\text{AF}}, \omega_i)] \sin \varphi(\mathbf{k}). \quad (49)$$

$\varphi(\mathbf{k})$ is an auxiliary phase defined in Appendix B.

Again, for $\Delta_{\text{AF}} \ll t_{pd}^{\text{eff}}, \Delta_{pd}^{\text{eff}}$, the $d_{x^2-y^2}$ symmetry of $\Delta(\mathbf{k})$ causes significant effects in the Raman spectra only for relatively small doping ($\delta < 0.15$) when the Fermi energy μ is close to the van Hove singularities. The most important qualitative results are illustrated in Fig. 14 for $\delta = 0.1$ and $\Delta_{\text{AF}} = 0, 45$ meV.

First of all, we observe in Fig. 14 that the MIR peak in the optical conductivity is accompanied by a similar peak in the Raman spectra, but only in the B_{1g} channel. As a result, the Raman spectral density increases with frequency towards a maximum in the B_{1g} channel, at $\hbar\omega \approx 2\Delta_{\text{AF}}$, in contrast to the B_{2g} channel, where it decreases immediately after the frequency $\hbar\omega \approx \hbar\Gamma_{\nu}^{\text{c,id}}$. This agrees qualitatively with the Raman experimental results.

Second, the observed¹³ doping-induced weakening of the Drude part of the B_{1g} spectra by one order of magnitude with respect to the B_{2g} spectra below $\delta \approx 0.15$, can be related to the (pseudo)gap features in the electron dispersion in the vicinity of the original van Hove points. Namely, the B_{1g} effective density of states at the Fermi level (shown in Fig. 10) is strongly suppressed for $|\varepsilon_{\text{vH}} - \mu| < \Delta_{\text{AF}}$. This contrasts with the B_{2g} case where the spectra come dominantly from the nodal region of the Fermi surface, unaffected by $\Delta(\mathbf{k})$.

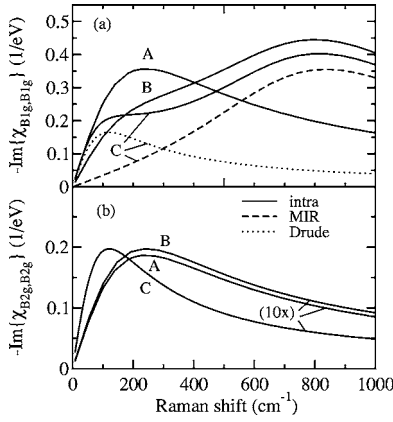


FIG. 14. The B_{1g} (a) and B_{2g} (b) electronic Raman spectra obtained by ERVA for the $d_{x^2-y^2}$ symmetry potential $\Delta(\mathbf{k})$. The parameters are $\Delta_{pd}^{\text{eff}}=0.66$ eV, $t_{pd}^{\text{eff}}=0.73$ eV, $\delta=0.1$, $\hbar\omega_i=2$ eV, $\hbar\Gamma_v^{\text{MIR}}=50$ meV, and $\hbar\Gamma^{\text{inter}}=0.1$ eV. The curves A (B): $\Delta_{\text{AF}}=0$ (45) meV and $\hbar\Gamma_v^{\text{id}}=30$ meV. The curves C: $\Delta_0=45$ meV and $\hbar\Gamma_v^{\text{id}}=15$ meV [with the Drude (dotted line) and MIR (dashed line) contributions indicated as well]. The B_{2g} spectrum is multiplied by 10.

VII. CONCLUSION

The electronic Raman correlation functions have been calculated here for the Emery three-band model, using the distinction between the direct and indirect scattering on the quasistatic disorder. It is shown that there is a simple exclusion rule connecting these two scatterings and the long-range Coulomb screening. The direct processes concern the constant terms in the vertices. They are strongly affected by the long-range screening, and, in the dynamic limit, participate in the correlation functions through the contributions proportional to small q^2 . The indirect processes include only the dispersive terms in the vertices. They are nearly unaffected by the long-range forces, and their contributions to the correlation functions are proportional to the channel-dependent relaxation rates. It is shown so that in the high- T_c cuprates the contributions of the direct processes to the Raman correlation functions can be safely neglected. Using the elastic approximation for the Raman vertices in two [with and without the AF dimerization gap $\Delta(\mathbf{k})$] analytically solvable versions of the $t_{pp}=0$ Emery three-band model, we show that the resonant Raman scattering processes remove a large discrepancy between the spectral weights of the A_{1g} and B_{1g} Raman channels obtained in the static approximation for the Raman vertices. The resulting spectra agree reasonably well with experimental findings. It is also shown that the anomalous MIR peak in the optical conductivity, observed in the underdoped compounds, is correlated with the corresponding structure which appears only in the B_{1g} Raman channel, as well as with the measured linear δ -dependence of the Hall number. This relation is explained here in terms of the $\Delta(\mathbf{k}) \neq 0$ AF correlations. On the other hand, the $\Delta(\mathbf{k})=0$ Emery model used to fit the overall band structure, a part of which is seen in the ARPES data,¹⁸ leads to different results. Particularly important in this respect are Raman selection rules. The small energy scales observed in the Raman scattering, just as in the ARPES data,²³ are therefore better re-

lated to the AF correlations within the conduction band than to the low-energy interband transitions in the strongly correlated $\Delta(\mathbf{k})=0$ metallic state.

ACKNOWLEDGMENTS

The authors acknowledge useful correspondence with A. Zawadowski. This research was supported by the Croatian Ministry of Science and Technology under Contract No. (0119-256).

APPENDIX A: THREE-BAND VERTEX FUNCTIONS

The coupling of the vector potential $\mathbf{A}(\mathbf{r})$ to the conduction electrons of the Emery three-band model is given in the usual way,⁴⁷ by replacing the hole creation (and annihilation) operators in the bare Hamiltonian H_0 by

$$\tilde{l}_{n\sigma}^\dagger = l_{n\sigma}^\dagger e^{ie(\hbar c)(\mathbf{R}_n + \mathbf{r}_l) \cdot \mathbf{A}(\mathbf{R}_n + \mathbf{r}_l)} \quad (\text{A1})$$

(similar for $\tilde{l}_{n\sigma}$). Here \mathbf{R}_n and \mathbf{r}_l are, respectively, the Bravais lattice vector and the position in the primitive cell of the orbital labeled by the index l . The Taylor expansion in the vector potential of \tilde{H}_0 to the second order leads to

$$\tilde{H}_0 - H_0 \approx H^{\text{ext}} = \sum_{ll' \mathbf{k} \mathbf{q} \sigma} \delta H_0^{ll'}(\mathbf{k}, \mathbf{q}) l_{\mathbf{k}+\mathbf{q}\sigma}^\dagger l_{\mathbf{k}\sigma}, \quad (\text{A2})$$

where

$$\begin{aligned} \delta H_0^{ll'}(\mathbf{k}, \mathbf{q}) \approx & -\frac{1}{c} \frac{e}{\hbar} \sum_{\alpha} \frac{\partial H_0^{ll'}(\mathbf{k})}{\partial k_{\alpha}} A_{\alpha}(\mathbf{q}) \\ & + \frac{e^2}{2mc^2 \hbar^2} \sum_{\alpha \beta} \frac{\partial^2 H_0^{ll'}(\mathbf{k})}{\partial k_{\alpha} \partial k_{\beta}} A_{\alpha}(\mathbf{q} - \mathbf{q}') A_{\beta}(\mathbf{q}'). \end{aligned} \quad (\text{A3})$$

In the Bloch representation, H^{ext} is given by the expression (9), with the vertex functions

$$\begin{aligned} J_{\alpha}^{LL'}(\mathbf{k}) &= \frac{e}{\hbar} \sum_{ll'} \frac{\partial H_0^{ll'}(\mathbf{k})}{\partial k_{\alpha}} U_{\mathbf{k}}(l, L) U_{\mathbf{k}}^*(l', L'), \\ \gamma_{\alpha\beta}^{JL'}(\mathbf{k}; 2) &= -\frac{m}{\hbar^2} \sum_{ll'} \frac{\partial^2 H_0^{ll'}(\mathbf{k})}{\partial k_{\alpha} \partial k_{\beta}} U_{\mathbf{k}}(l, L) U_{\mathbf{k}}^*(l', L') \end{aligned} \quad (\text{A4})$$

($\alpha, \beta=x, y$).

The number of channels in the electron-photon coupling is equal to the number of independent bond energies; t_{pd}^{eff} and t_{pp} in the Emery three-band model for the in-plane processes. For the $t_{pp}=0$ three-band model, one obtains the dimensionless in-plane current and bare Raman vertices ($\alpha=x$ or y) of the form⁴⁰

$$\begin{aligned} j_{\alpha}^{cc}(\mathbf{k}) &= t_{pd}^{\text{eff}} \frac{2u_{\mathbf{k}} v_{\mathbf{k}}}{t_{\mathbf{k}}} \sin \mathbf{k} \cdot \mathbf{a}_{\alpha}, \\ j_{\alpha}^{cP}(\mathbf{k}) &= t_{pd}^{\text{eff}} \frac{u_{\mathbf{k}}^2 - v_{\mathbf{k}}^2}{t_{\mathbf{k}}} \sin \mathbf{k} \cdot \mathbf{a}_{\alpha}, \end{aligned}$$

$$j_x^{cN}(\mathbf{k}) = t_{pd}^{\text{eff}} \frac{2u_{\mathbf{k}}}{t_{\mathbf{k}}} \sin \frac{1}{2} \mathbf{k} \cdot \mathbf{a}_2 \cos \frac{1}{2} \mathbf{k} \cdot \mathbf{a}_1,$$

$$j_y^{cN}(\mathbf{k}) = -t_{pd}^{\text{eff}} \frac{2u_{\mathbf{k}}}{t_{\mathbf{k}}} \sin \frac{1}{2} \mathbf{k} \cdot \mathbf{a}_1 \cos \frac{1}{2} \mathbf{k} \cdot \mathbf{a}_2, \quad (\text{A5})$$

and

$$\gamma_{\alpha\beta}^{cc}(\mathbf{k}; 2) = \delta_{\alpha,\beta} \frac{m}{m_{xx}} \frac{\Delta_{pd}^{\text{eff}} u_{\mathbf{k}} v_{\mathbf{k}}}{t_{\mathbf{k}}} \sin^2 \frac{1}{2} \mathbf{k} \cdot \mathbf{a}_{\alpha}, \quad (\text{A6})$$

respectively, with

$$J_{\alpha}^{LL'}(\mathbf{k}) = \frac{e a t_{pd}^{\text{eff}}}{\hbar} J_{\alpha}^{LL'}(\mathbf{k}). \quad (\text{A7})$$

$u_{\mathbf{k}}$, $v_{\mathbf{k}}$, and $t_{\mathbf{k}}$ are the auxiliary functions defined in Ref. 43, and $m_{xx} = \hbar^2 \Delta_{pd}^{\text{eff}} / (2a^2 (t_{pd}^{\text{eff}})^2)$ is the in-plane mass scale ($|\mathbf{a}_1| = |\mathbf{a}_2| = a$).

APPENDIX B: VERTEX FUNCTIONS WITH ANTIFERROMAGNETIC DIMERIZATION

The AF dimerization of the conduction band $E_c(\mathbf{k})$ caused by H_{AF} is solved elsewhere.⁴⁰ Apparently, H_{AF} can also describe dimerizations other than AF (spin-Peierls, charge-density waves). That is, there is no explicit spin-dependence in the dispersions of the bands in this Appendix.

The vertex functions important for the present analysis can be shown in terms of the auxiliary phase defined by

$$\tan \varphi(\mathbf{k}) = \frac{2\Delta(\mathbf{k})}{E_c(\mathbf{k}) - E_c(\mathbf{k} \pm \mathbf{Q}_{\text{AF}})}. \quad (\text{B1})$$

The static Raman vertex and the current vertices relevant to both the effective numbers (43) and (44) and the optical conductivity (45) are given, respectively, by

$$\gamma_{\alpha\alpha}^{CC}(\mathbf{k}) = \gamma_{\alpha\alpha}^{cc}(\mathbf{k}) \cos^2 \frac{\varphi(\mathbf{k})}{2} + \gamma_{\alpha\alpha}^{cc}(\mathbf{k} \pm \mathbf{Q}_{\text{AF}}) \sin^2 \frac{\varphi(\mathbf{k})}{2} - \frac{m}{e^2} \frac{2|J_{\alpha}^{CC}(\mathbf{k})|^2}{E_{C\bar{C}}(\mathbf{k})}, \quad (\text{B2})$$

and

$$J_{\alpha}^{CC}(\mathbf{k}) = J_{\alpha}^{cc}(\mathbf{k}) \cos^2 \frac{\varphi(\mathbf{k})}{2} + J_{\alpha}^{cc}(\mathbf{k} \pm \mathbf{Q}_{\text{AF}}) \sin^2 \frac{\varphi(\mathbf{k})}{2},$$

$$J_{\alpha}^{C\bar{C}}(\mathbf{k}) = \frac{1}{2} [J_{\alpha}^{cc}(\mathbf{k}) - J_{\alpha}^{cc}(\mathbf{k} \pm \mathbf{Q}_{\text{AF}})] \sin \varphi(\mathbf{k}). \quad (\text{B3})$$

Here $E_{C\bar{C}}(\mathbf{k}) = E_C(\mathbf{k}) - E_{\bar{C}}(\mathbf{k})$ and

$$E_{C,\bar{C}}(\mathbf{k}) = \frac{1}{2} [E_c(\mathbf{k}) + E_c(\mathbf{k} \pm \mathbf{Q}_{\text{AF}})] \pm \sqrt{\frac{1}{4} [E_c(\mathbf{k}) - E_c(\mathbf{k} \pm \mathbf{Q}_{\text{AF}})]^2 + \Delta^2(\mathbf{k})}. \quad (\text{B4})$$

Similarly, the approximate expressions for the total Raman vertices are given by the expressions (49).

APPENDIX C: LONGITUDINAL RESPONSE THEORY IN MULTIBAND MODELS

We consider the Hamiltonian (1) with $H_2^{\text{ext}}=0$ and H^{ext} given by Eq. (11). H_1^{ext} includes only the quasielastic scattering processes on the disorder. We introduce the retarded electron-hole propagator $\mathcal{D}^{LL'}(\mathbf{k}, \mathbf{k}_+, \mathbf{k}'_+, \mathbf{k}', t)$ defined by (hereafter $\mathbf{q} = q_{\alpha} \hat{e}_{\alpha}$)

$$\mathcal{D}^{LL'}(\mathbf{k}, \mathbf{k}_+, \mathbf{k}'_+, \mathbf{k}', t) = -i\Theta(t) \langle [L_{\mathbf{k}\sigma}^{\dagger}(t) L'_{\mathbf{k}+\mathbf{q}\sigma}(t), L'_{\mathbf{k}'+\mathbf{q}\sigma}(0) L_{\mathbf{k}'\sigma}(0)] \rangle, \quad (\text{C1})$$

and the related induced density

$$\delta n^{LL'}(\mathbf{k}, \mathbf{k}_+, \omega) \equiv \delta n^{LL'}(\mathbf{k}) = \sum_{\mathbf{k}'} \frac{1}{\hbar} \mathcal{D}^{LL'}(\mathbf{k}, \mathbf{k}_+, \mathbf{k}'_+, \mathbf{k}', \omega) \times q^{L'L}(\mathbf{k}'_+, \mathbf{k}') V^{\text{ext}}(\mathbf{q}, \omega). \quad (\text{C2})$$

The equation of motion for $\mathcal{D}^{LL'}(\mathbf{k}, \mathbf{k}_+, \mathbf{k}'_+, \mathbf{k}', t)$ can be set into a form analogous to the Landau equation

$$[\hbar\omega + E_L(\mathbf{k}) - E_{L'}(\mathbf{k}_+)] \delta n^{LL'}(\mathbf{k}) = [f_L(\mathbf{k}) - f_{L'}(\mathbf{k}_+)] q^{L'L}(\mathbf{k}_+, \mathbf{k}) V^{\text{ext}}(\mathbf{q}, \omega) - i\hbar \text{Im}\{\Sigma_{\alpha}^{LL'}(\mathbf{k}, \omega)\} \delta \tilde{n}^{LL'}(\mathbf{k}), \quad (\text{C3})$$

where $\delta \tilde{n}^{LL'}(\mathbf{k})$ is the contribution to $\delta n^{LL'}(\mathbf{k})$ which is proportional to $J_{\alpha}^{L'L}(\mathbf{k})$ and

$$\hbar \Sigma_{\alpha}^{LL'}(\mathbf{k}, \omega) \approx - \sum_{\mathbf{q}'} |V_1(\mathbf{q}')|^2 \frac{1}{\hbar} [\mathcal{D}_0^{LL'}(\mathbf{k}, \mathbf{k}_+ + \mathbf{q}', \omega) + \mathcal{D}_0^{LL'}(\mathbf{k} + \mathbf{q}', \mathbf{k}_+, \omega)] \left(1 - \frac{J_{\alpha}^{L'L}(\mathbf{k} + \mathbf{q}')}{J_{\alpha}^{L'L}(\mathbf{k})} \right) \quad (\text{C4})$$

is the electron-hole self-energy for the case $V_{\alpha}^{LL'}(\mathbf{q}') \approx V_1(\mathbf{q}')$, and

$$\frac{1}{\hbar} \mathcal{D}_0^{LL'}(\mathbf{k}, \mathbf{k}', \omega) = \frac{1}{\hbar\omega + E_L(\mathbf{k}) - E_{L'}(\mathbf{k}') + i\hbar\eta}. \quad (\text{C5})$$

In expression (C3) the fact that the real part of the electron-hole self-energy is negligible for the quasielastic scattering on disorder is taken into account.

The total induced density $\delta n^{LL'}(\mathbf{k})$ consists of the induced charge and current densities [denoted by $\delta n_0^{LL'}(\mathbf{k})$ and $\delta n_1^{LL'}(\mathbf{k})$ (Ref. 46)], satisfying the (intra-band) continuity equation $\hbar\omega \delta n_0^{LL'}(\mathbf{k}) + E_{LL}(\mathbf{k}, \mathbf{k}_+) \delta n_1^{LL'}(\mathbf{k}) = 0$. The solution of the Landau equation (C3), together with the definition for the total optical conductivity

$$j_{\alpha}^{\text{ind}}(\omega) = \frac{1}{V} \sum_{LL'\mathbf{k}\sigma} J_{\alpha}^{LL'}(\mathbf{k}) \delta n_1^{LL'}(\mathbf{k}) = \sigma_{\alpha\alpha}(\omega) E_{\alpha}^{\text{ext}}(\omega) \quad (\text{C6})$$

and with the relation

$$q^{L'L}(\mathbf{k}_+, \mathbf{k}) V^{\text{ext}}(\mathbf{q}, \omega) \approx \frac{\hbar J_{\alpha}^{L'L}(\mathbf{k})}{E_{L'L}(\mathbf{k}_+, \mathbf{k})} i E_{\alpha}^{\text{ext}}(\omega), \quad (\text{C7})$$

[corresponding to Eq. (12) combined with the relation $q_{\alpha} V^{\text{ext}}(\mathbf{q}, \omega) = i E_{\alpha}^{\text{ext}}(\omega)$] gives

$$\begin{aligned} \sigma_{\alpha\alpha}(\omega) &= \frac{i}{\omega v} \sum_{LL'k\sigma} \left(\frac{\hbar \omega}{E_{L'L}(\mathbf{k}_+, \mathbf{k})} \right)^{n_{LL'}} |J_{\alpha}^{LL'}(\mathbf{k})|^2 \\ &\times \frac{f_L(\mathbf{k}) - f_{L'}(\mathbf{k}_+)}{\hbar \omega + i \hbar \Gamma_{\alpha}^{LL'}(\mathbf{k}, \omega) + E_{LL'}(\mathbf{k}, \mathbf{k}) - \frac{E_{L'L'}^2(\mathbf{k}, \mathbf{k}_+)}{\hbar \omega}}. \end{aligned} \quad (\text{C8})$$

Here $n_{LL} = 1$ in the intraband channel, $n_{LL} = 2$ in the interband

channel, $\Gamma_{\alpha}^{LL'}(\mathbf{k}, \omega) = \text{Im}\{\Sigma_{\alpha}^{LL'}(\mathbf{k}, \omega)\}$ and $E_{LL'}(\mathbf{k}, \mathbf{k}') = E_L(\mathbf{k}) - E_{L'}(\mathbf{k}')$. The related long-wavelength susceptibility and the dielectric function become

$$\begin{aligned} e^2 \chi_{1,1}(\mathbf{q}, \omega) &= - \sum_{\alpha} \frac{i q_{\alpha}^2}{\omega} \sigma_{\alpha\alpha}(\omega), \\ \varepsilon(\mathbf{q}, \omega) &= 1 + \frac{4\pi i}{\omega q^2} \sum_{\alpha} q_{\alpha}^2 \sigma_{\alpha\alpha}(\omega), \end{aligned} \quad (\text{C9})$$

with $\mathbf{q} = \sum_{\alpha} q_{\alpha} \hat{e}_{\alpha}$. The expressions (C8) and (C9) are the generalization of the well-known single-band Landau response functions.⁴⁶ Obviously, to obtain Eqs. (22) and (23) of the main text we must include the contributions beyond the three-band model, as well, by adding $\varepsilon_{\infty}(\mathbf{q}, \omega) - 1$ to the above expression for $\varepsilon(\mathbf{q}, \omega)$.

-
- ¹S. Uchida, T. Ido, H. Takagi, T. Arima, Y. Tokura, and S. Tajima, *Phys. Rev. B* **43**, 7942 (1991).
- ²S. L. Cooper, D. Reznik, A. Kotz, M. A. Karlow, R. Liu, M. V. Klein, W. C. Lee, J. Giapintzakis, D. M. Ginsberg, B. W. Veal, and A. P. Paulikas, *Phys. Rev. B* **47**, 8233 (1993).
- ³P. Y. Yu and M. Cardona, *Fundamentals of Semiconductors* (Springer, Berlin, 1996).
- ⁴D. Reznik, S. L. Cooper, M. V. Klein, W. C. Lee, D. M. Ginsberg, A. A. Maksimov, A. V. Puchkov, I. I. Tartakovskii, and S.-W. Cheong, *Phys. Rev. B* **48**, 7624 (1993).
- ⁵S. Sugai, S. I. Shamoto, and M. Sato, *Phys. Rev. B* **38**, 6436 (1988); S. Sugai and N. Hayamizu, *J. Phys. Chem. Solids* **62**, 177 (2001).
- ⁶S. Sugai and T. Hosokawa, *Phys. Rev. Lett.* **85**, 1112 (2000).
- ⁷M. Opel, R. Nemetschek, C. Hoffmann, R. Philipp, P. F. Müller, R. Hackl, I. Tütto, A. Erb, B. Revaz, E. Walker, H. Berger, and L. Forró, *Phys. Rev. B* **61**, 9752 (2000).
- ⁸L. Tassini, F. Venturini, Q.-M. Zhang, R. Hackl, N. Kikugawa, and T. Fujita, *Phys. Rev. Lett.* **95**, 117002 (2005).
- ⁹M. M. Qazilbash, A. Koitzsch, B. S. Dennis, A. Gozar, Hamza Balci, C. A. Kendziora, R. L. Greene, and G. Blumberg, *Phys. Rev. B* **72**, 214510 (2005); A. Gozar, S. Komiyama, Y. Ando, and G. Blumberg, in *Frontiers in Magnetic Materials*, edited by A. V. Narlikar (Springer, Berlin, 2005), p. 755.
- ¹⁰T. P. Devereaux, D. Einzel, B. Stadlober, R. Hackl, D. H. Leach, and J. J. Neumeier, *Phys. Rev. Lett.* **72**, 396 (1994).
- ¹¹H. Ding, T. Yokoya, J. C. Campuzano, T. Takahashi, M. Randeria, M. R. Norman, T. Mochiku, K. Kadowaki, and J. Giapintzakis, *Nature (London)* **382**, 51 (1996).
- ¹²J. W. Loram, K. A. Mirza, J. R. Cooper, and J. T. Tallon, *J. Phys. Chem. Solids* **59**, 2091 (1998).
- ¹³J. G. Naeni, X. K. Chen, J. C. Irwin, M. Okuya, T. Kimura, and K. Kishio, *Phys. Rev. B* **59**, 9642 (1999).
- ¹⁴V. J. Emery, *Phys. Rev. Lett.* **58**, 2794 (1987).
- ¹⁵G. Kotliar, P. A. Lee, and N. Read, *Physica C* **153-155**, 538 (1988); G. Kotliar, in *Correlated Electron Systems*, edited by V. J. Emery (World Scientific, Singapore, 1992), p. 118.
- ¹⁶H. Nikšić, E. Tutiš, and S. Barišić, *Physica C* **241**, 247 (1995).
- ¹⁷M. B. Zöfl, Th. Maier, Th. Pruschke, and J. Keller, *Eur. Phys. J. B* **13**, 47 (2000).
- ¹⁸I. Mrkonjić and S. Barišić, *Eur. Phys. J. B* **34**, 69 (2003).
- ¹⁹A. Ino, C. Kim, M. Nakamura, T. Yoshida, T. Mizokawa, Z.-X. Shen, A. Fujimori, T. Kakeshita, H. Eisaki, and S. Uchida, *Phys. Rev. B* **62**, 4137 (2000).
- ²⁰T. Yoshida, X. J. Zhou, T. Sasagawa, W. L. Yang, P. V. Bogdanov, A. Lanzara, Z. Hussain, T. Mizokawa, A. Fujimori, H. Eisaki, Z.-X. Shen, T. Kakeshita, and S. Uchida, *Phys. Rev. Lett.* **91**, 027001 (2003).
- ²¹M. R. Norman, M. Randeria, H. Ding, and J. C. Campuzano, *Phys. Rev. B* **52**, 615 (1995).
- ²²M. C. Schabel, C.-H. Park, A. Matsuura, Z.-X. Shen, D. A. Bonn, X. Liang, and W. N. Hardy, *Phys. Rev. B* **57**, 6090 (1998).
- ²³D. K. Sunko and S. Barišić, *Eur. Phys. J. B* **46**, 269 (2005).
- ²⁴J. Friedel and M. Kohmoto, *Eur. Phys. J. B* **30**, 427 (2002).
- ²⁵S. A. Brazovskii and I. E. Dzyaloshinskii, *Zh. Eksp. Teor. Fiz.* **71**, 2338 (1976); [*Sov. Phys. JETP* **44**, 1233 (1976)].
- ²⁶A. A. Abrikosov and V. M. Genkin, *Zh. Eksp. Teor. Fiz.* **65**, 842 (1973); [*Sov. Phys. JETP* **38**, 417 (1974)].
- ²⁷J. Kosztin and A. Zawadowski, *Solid State Commun.* **78**, 1029 (1991).
- ²⁸A. Zawadowski and M. Cardona, *Phys. Rev. B* **42**, 10732 (1990).
- ²⁹H. Monien and A. Zawadowski, *Phys. Rev. B* **41**, 8798 (1990).
- ³⁰A. Virosztek and J. Ruvalds, *Phys. Rev. B* **45**, 347 (1992). J. Ruvalds and A. Virosztek, *ibid.* **43**, 5498 (1991).
- ³¹T. P. Devereaux, *Phys. Rev. B* **45**, 12965 (1992).
- ³²T. P. Devereaux and D. Einzel, *Phys. Rev. B* **51**, 16336 (1995).
- ³³T. P. Devereaux, A. Virosztek, and A. Zawadowski, *Phys. Rev. B* **54**, 12523 (1996).
- ³⁴T. P. Devereaux and A. P. Kampf, *Phys. Rev. B* **59**, 6411 (1999).
- ³⁵D. Einzel and D. Manske, *Phys. Rev. B* **70**, 172507 (2004).
- ³⁶M. V. Klein and S. B. Dierker, *Phys. Rev. B* **29**, 4976 (1984).
- ³⁷S. Barišić, I. Kupčić, and I. Batistić, *Int. J. Mod. Phys. B* **3**, 2051 (1989).
- ³⁸S. Barišić and E. Tutiš, *Solid State Commun.* **87**, 557 (1993).
- ³⁹E. Ya. Sherman and C. Ambrosch-Draxl, *Solid State Commun.* **115**, 669 (2000); E. Ya. Sherman, C. Ambrosch-Draxl, and O. V.

- Misochko, Phys. Rev. B **65**, 140510(R) (2002).
- ⁴⁰I. Kupčić, Physica C **391**, 251 (2003).
- ⁴¹I. Kupčić and S. Barišić, Fiz. A **14**, 47 (2005).
- ⁴²S. Uchida and H. Takagi, Physica C, **162-164** 1677 (1989).
- ⁴³I. Kupčić, Phys. Rev. B **61**, 6994 (2000).
- ⁴⁴A. A. Abrikosov, L. P. Gorkov, and I. E. Dzyaloshinski, *Methods of Quantum Field Theory in Statistical Physics* (Dover, New York, 1975).
- ⁴⁵G. D. Mahan, *Many-Particle Physics* (Plenum, New York, 1990).
- ⁴⁶D. Pines and P. Nozières, *The Theory of Quantum Liquids I* (Addison-Wesley, New York, 1989).
- ⁴⁷I. Kupčić, Physica B **322**, 154 (2002); **344**, 27 (2004).
- ⁴⁸S. L. Adler, Phys. Rev. **126**, 413 (1962); N. Wiser, *ibid.* **129**, 62 (1963).
- ⁴⁹P. Županović, A. Bjeliš, and S. Barišić, Z. Phys. B: Condens. Matter **101**, 387 (1996).
- ⁵⁰The present notations for the charge and current vertices, $eq^{L'L}(\mathbf{k}_+, \mathbf{k})$ and $J_\alpha^{L'L}(\mathbf{k})$, correspond to $e(\mathbf{k}L|\mathbf{k}+\mathbf{q}L')$ and $(e/m)(\mathbf{k}L|p_\alpha|\mathbf{k}+\mathbf{q}L')$ of the $\mathbf{q}\cdot\mathbf{p}$ perturbation theory. See, for example, F. Wooten, *Optical Properties of Solids* (Academic, New York, 1972). But notice that here the charge and current vertices are obtained in the exact way, rather than perturbatively.
- ⁵¹S. Barišić and J. Zelenko, Solid State Commun. **74**, 367 (1990); S. Barišić, Int. J. Mod. Phys. B **5**, 2439 (1991).
- ⁵²J. M. Ziman, *Principles of the Theory of Solids* (Cambridge University Press, London, 1979).
- ⁵³P. M. Platzman and P. A. Wolff, *Waves and Interactions in Solid State Plasmas* (Academic, New York, 1973).
- ⁵⁴I. Kupčić, S. Barišić, and E. Tutiš, Phys. Rev. B **57**, 8590 (1998).
- ⁵⁵E. Ya. Sherman and C. Ambrosch-Draxl, Phys. Rev. B **62**, 9713 (2000).
- ⁵⁶M. A. Quijada, D. B. Tanner, F. C. Chou, D. C. Johnston, and S.-W. Cheong, Phys. Rev. B **52**, 15485 (1995).
- ⁵⁷S. Lupi, P. Calvani, M. Capizzi, and P. Roy, Phys. Rev. B **62**, 12418 (2000).
- ⁵⁸F. Venturini, Q.-M. Zhang, R. Hackl, A. Lucarelli, S. Lupi, M. Ortolani, P. Calvani, N. Kikugawa, and T. Fujita, Phys. Rev. B **66**, 060502(R) (2002).
- ⁵⁹A. Schwartz, M. Dressel, G. Grüner, V. Vescoli, L. Degiorgi, and T. Giamarchi, Phys. Rev. B **58**, 1261 (1998).
- ⁶⁰J. M. Ziman, *Electrons and Phonons* (Oxford University Press, London, 1972).
- ⁶¹H. Kontani, K. Kanki, and K. Ueda, Phys. Rev. B **59**, 14723 (1999).