

Measurement of the Parity-Violating Longitudinal Single-Spin Asymmetry for W^\pm Boson Production in Polarized Proton-Proton Collisions at $\sqrt{s} = 500$ GeV

M. M. Aggarwal,²⁹ Z. Ahammed,²¹ A. V. Alakhverdyants,¹⁷ I. Alekseev,¹⁵ J. Alford,¹⁸ B. D. Anderson,¹⁸ C. D. Anson,²⁷ D. Arkhipkin,² G. S. Averichev,¹⁷ J. Balewski,²² D. R. Beavis,² R. Bellwied,⁴⁹ M. J. Betancourt,²² R. R. Betts,⁷ A. Bhasin,¹⁶ A. K. Bhati,²⁹ H. Bichsel,⁴⁸ J. Bielcik,⁹ J. Bielcikova,¹⁰ B. Biritz,⁵ L. C. Bland,² W. Borowski,⁴⁰ J. Bouchet,¹⁸ E. Braidot,²⁶ A. V. Brandin,²⁵ A. Bridgeman,¹ S. G. Brovko,⁴ E. Bruna,⁵¹ S. Bueltmann,²⁸ I. Bunzarov,¹⁷ T. P. Burton,² X. Z. Cai,³⁹ H. Caines,⁵¹ M. Calderón de la Barca Sánchez,⁴ D. Cebra,⁴ R. Cendejas,⁵ M. C. Cervantes,⁴¹ Z. Chajecski,²⁷ P. Chaloupka,¹⁰ S. Chattopadhyay,⁴⁶ H. F. Chen,³⁷ J. H. Chen,³⁹ J. Y. Chen,⁵⁰ J. Cheng,⁴³ M. Cherney,⁸ A. Chikhanian,⁵¹ K. E. Choi,³³ W. Christie,² P. Chung,¹⁰ M. J. M. Codrington,⁴¹ R. Corliss,²² J. G. Cramer,⁴⁸ H. J. Crawford,³ S. Dash,¹² A. Davila Leyva,⁴² L. C. De Silva,⁴⁹ R. R. Debbé,² T. G. Dedovich,¹⁷ A. A. Derevschikov,³¹ R. Derradi de Souza,⁶ L. Didenko,² P. Djawotho,⁴¹ S. M. Dogra,¹⁶ X. Dong,²¹ J. L. Drachenberg,⁴¹ J. E. Draper,⁴ J. C. Dunlop,² M. R. Dutta Mazumdar,⁴⁶ L. G. Efimov,¹⁷ M. Elnimr,⁴⁹ J. Engelage,³ G. Eppley,³⁵ B. Erasmus,⁴⁰ M. Estienne,⁴⁰ L. Eun,³⁰ O. Evdokimov,⁷ R. Fatemi,¹⁹ J. Fedorisin,¹⁷ R. G. Fersch,¹⁹ E. Finch,⁵¹ V. Fine,² Y. Fisyak,² C. A. Gagliardi,⁴¹ D. R. Gangadharan,²⁷ M. S. Ganti,⁴⁶ A. Geromitsos,⁴⁰ F. Geurts,³⁵ P. Ghosh,⁴⁶ Y. N. Gorbunov,⁸ A. Gordon,² O. Grebenyuk,²¹ D. Grosnick,⁴⁵ S. M. Guertin,⁵ A. Gupta,¹⁶ W. Guryn,² B. Haag,⁴ A. Hamed,⁴¹ L.-X. Han,³⁹ J. W. Harris,⁵¹ J. P. Hays-Wehle,²² M. Heinz,⁵¹ S. Heppelmann,³⁰ A. Hirsch,³² E. Hjort,²¹ G. W. Hoffmann,⁴² D. J. Hofman,⁷ B. Huang,³⁷ H. Z. Huang,⁵ T. J. Humanic,²⁷ L. Huo,⁴¹ G. Igo,⁵ P. Jacobs,²¹ W. W. Jacobs,¹⁴ C. Jena,¹² F. Jin,³⁹ J. Joseph,¹⁸ E. G. Judd,³ S. Kabana,⁴⁰ K. Kang,⁴³ J. Kapitan,¹⁰ K. Kauder,⁷ D. Keane,¹⁸ A. Kechechyan,¹⁷ D. Kettler,⁴⁸ D. P. Kikola,²¹ J. Kiryluk,²¹ A. Kisiel,⁴⁷ V. Kizka,¹⁷ S. R. Klein,²¹ A. G. Knospe,⁵¹ A. Kocoloski,²² D. D. Koetke,⁴⁵ T. Kollegger,¹¹ J. Konzer,³² I. Koralt,²⁸ L. Koroleva,¹⁵ W. Korsch,¹⁹ L. Kotchenda,²⁵ V. Kouchpil,¹⁰ P. Kravtsov,²⁵ K. Krueger,¹ M. Krus,⁹ L. Kumar,¹⁸ P. Kurnadi,⁵ M. A. C. Lamont,² J. M. Landgraf,² S. LaPointe,⁴⁹ J. Lauret,² A. Lebedev,² R. Lednický,¹⁷ C.-H. Lee,³³ J. H. Lee,² W. Leight,²² M. J. LeVine,² C. Li,³⁷ L. Li,⁴² N. Li,⁵⁰ W. Li,³⁹ X. Li,³² X. Li,³⁸ Y. Li,⁴³ Z. M. Li,⁵⁰ M. A. Lisa,²⁷ F. Liu,⁵⁰ H. Liu,⁴ J. Liu,³⁵ T. Ljubicic,² W. J. Llope,³⁵ R. S. Longacre,² W. A. Love,² Y. Lu,³⁷ E. V. Lukashov,²⁵ X. Luo,³⁷ G. L. Ma,³⁹ Y. G. Ma,³⁹ D. P. Mahapatra,¹² R. Majka,⁵¹ O. I. Mall,⁴ L. K. Mangotra,¹⁶ R. Manweiler,⁴⁵ S. Margetis,¹⁸ C. Markert,⁴² H. Masui,²¹ H. S. Matis,²¹ Yu. A. Matulenko,³¹ D. McDonald,³⁵ T. S. McShane,⁸ A. Meschanin,³¹ R. Milner,²² N. G. Minaev,³¹ S. Mioduszewski,⁴¹ A. Mischke,²⁶ M. K. Mitrovski,¹¹ B. Mohanty,⁴⁶ M. M. Mondal,⁴⁶ B. Morozov,¹⁵ D. A. Morozov,³¹ M. G. Munhoz,³⁶ M. Naglis,²¹ B. K. Nandi,¹³ T. K. Nayak,⁴⁶ P. K. Netrakanti,³² M. J. Ng,³ L. V. Nogach,³¹ S. B. Nurushv,³¹ G. Odyniec,²¹ A. Ogawa,² A. Ohlson,⁵¹ V. Okorokov,²⁵ E. W. Oldag,⁴² D. Olson,²¹ M. Pachr,⁹ B. S. Page,¹⁴ S. K. Pal,⁴⁶ Y. Pandit,¹⁸ Y. Panebratsev,¹⁷ T. Pawlak,⁴⁷ T. Peitzmann,²⁶ C. Perkins,³ W. Peryt,⁴⁷ S. C. Phatak,¹² P. Pile,² M. Planinic,⁵² M. A. Ploskon,²¹ J. Pluta,⁴⁷ D. Plyku,²⁸ N. Poljak,⁵² A. M. Poskanzer,²¹ B. V. K. S. Potukuchi,¹⁶ C. B. Powell,²¹ D. Prindle,⁴⁸ C. Pruneau,⁴⁹ N. K. Pruthi,²⁹ P. R. Pujahari,¹³ J. Putschke,⁵¹ H. Qiu,²⁰ R. Raniwala,³⁴ S. Raniwala,³⁴ R. L. Ray,⁴² R. Redwine,²² R. Reed,⁴ H. G. Ritter,²¹ J. B. Roberts,³⁵ O. V. Rogachevskiy,¹⁷ J. L. Romero,⁴ A. Rose,²¹ L. Ruan,² S. Sakai,²¹ I. Sakrejda,²¹ T. Sakuma,²² S. Salur,⁴ J. Sandweiss,⁵¹ E. Sangaline,⁴ J. Schambach,⁴² R. P. Scharenberg,³² A. M. Schmäh,²¹ N. Schmitz,²³ T. R. Schuster,¹¹ J. Seele,²² J. Seger,⁸ I. Selyuzhenkov,¹⁴ P. Seyboth,²³ E. Shahaliev,¹⁷ M. Shao,³⁷ M. Sharma,⁴⁹ S. S. Shi,⁵⁰ E. P. Sichtermann,²¹ F. Simon,²³ R. N. Singaraju,⁴⁶ M. J. Skoby,³² N. Smirnov,⁵¹ P. Sorensen,² H. M. Spinka,¹ B. Srivastava,³² T. D. S. Stanislaus,⁴⁵ D. Staszak,⁵ J. R. Stevens,¹⁴ R. Stock,¹¹ M. Strikhanov,²⁵ B. Stringfellow,³² A. A. P. Suaide,³⁶ M. C. Suarez,⁷ N. L. Subba,¹⁸ M. Sumner,¹⁰ X. M. Sun,²¹ Y. Sun,³⁷ Z. Sun,²⁰ B. Surrow,²² D. N. Svirida,¹⁵ T. J. M. Symons,²¹ A. Szanto de Toledo,³⁶ J. Takahashi,⁶ A. H. Tang,² Z. Tang,³⁷ L. H. Tarini,⁴⁹ T. Tarnowsky,²⁴ D. Thein,⁴² J. H. Thomas,²¹ J. Tian,³⁹ A. R. Timmins,⁴⁹ S. Timoshenko,²⁵ D. Tlusty,¹⁰ M. Tokarev,¹⁷ T. A. Trainor,⁴⁸ V. N. Tram,²¹ S. Trentalange,⁵ R. E. Tribble,⁴¹ O. D. Tsai,⁵ T. Ullrich,² D. G. Underwood,¹ G. Van Buren,² M. van Leeuwen,²⁶ G. van Nieuwenhuizen,²² J. A. Vanfossen,¹⁸ R. Varma, Jr.,¹³ G. M. S. Vasconcelos,⁶ A. N. Vasiliev,³¹ F. Videbæk,² Y. P. Vijoyi,⁴⁶ S. Vokal,¹⁷ S. A. Voloshin,⁴⁹ M. Wada,⁴² M. Walker,²² F. Wang,³² G. Wang,⁵ H. Wang,²⁴ J. S. Wang,²⁰ Q. Wang,³² X. L. Wang,³⁷ Y. Wang,⁴³ G. Webb,¹⁹ J. C. Webb,² G. D. Westfall,²⁴ C. Whitten, Jr.,⁵ H. Wieman,²¹ S. W. Wissink,¹⁴ R. Witt,⁴⁴ Y. F. Wu,⁵⁰ W. Xie,³² H. Xu,²⁰ N. Xu,²¹ Q. H. Xu,³⁸ W. Xu,⁵ Y. Xu,³⁷ Z. Xu,² L. Xue,³⁹ Y. Yang,²⁰ P. Yepes,³⁵ K. Yip,² I.-K. Yoo,³³ Q. Yue,⁴³ M. Zawisza,⁴⁷ H. Zbroszczyk,⁴⁷ W. Zhan,²⁰ J. B. Zhang,⁵⁰ S. Zhang,³⁹ W. M. Zhang,¹⁸ X. P. Zhang,⁴³ Y. Zhang,²¹ Z. P. Zhang,³⁷ J. Zhao,³⁹ C. Zhong,³⁹ W. Zhou,³⁸ X. Zhu,⁴³ Y. H. Zhu,³⁹ R. Zoulkarneev,¹⁷ and Y. Zoulkarneeva¹⁷

(STAR Collaboration)

- ¹Argonne National Laboratory, Argonne, Illinois 60439, USA
²Brookhaven National Laboratory, Upton, New York 11973, USA
³University of California, Berkeley, California 94720, USA
⁴University of California, Davis, California 95616, USA
⁵University of California, Los Angeles, California 90095, USA
⁶Universidade Estadual de Campinas, Sao Paulo, Brazil
⁷University of Illinois at Chicago, Chicago, Illinois 60607, USA
⁸Creighton University, Omaha, Nebraska 68178, USA
⁹Czech Technical University in Prague, FNSPE, Prague, 115 19, Czech Republic
¹⁰Nuclear Physics Institute AS CR, 250 68 Řež/Prague, Czech Republic
¹¹University of Frankfurt, Frankfurt, Germany
¹²Institute of Physics, Bhubaneswar 751005, India
¹³Indian Institute of Technology, Mumbai, India
¹⁴Indiana University, Bloomington, Indiana 47408, USA
¹⁵Alikhanov Institute for Theoretical and Experimental Physics, Moscow, Russia
¹⁶University of Jammu, Jammu 180001, India
¹⁷Joint Institute for Nuclear Research, Dubna, 141 980, Russia
¹⁸Kent State University, Kent, Ohio 44242, USA
¹⁹University of Kentucky, Lexington, Kentucky, 40506-0055, USA
²⁰Institute of Modern Physics, Lanzhou, China
²¹Lawrence Berkeley National Laboratory, Berkeley, California 94720, USA
²²Massachusetts Institute of Technology, Cambridge, Massachusetts 02139-4307, USA
²³Max-Planck-Institut für Physik, Munich, Germany
²⁴Michigan State University, East Lansing, Michigan 48824, USA
²⁵Moscow Engineering Physics Institute, Moscow Russia
²⁶NIKHEF and Utrecht University, Amsterdam, The Netherlands
²⁷Ohio State University, Columbus, Ohio 43210, USA
²⁸Old Dominion University, Norfolk, Virginia, 23529, USA
²⁹Panjab University, Chandigarh 160014, India
³⁰Pennsylvania State University, University Park, Pennsylvania 16802, USA
³¹Institute of High Energy Physics, Protvino, Russia
³²Purdue University, West Lafayette, Indiana 47907, USA
³³Pusan National University, Pusan, Republic of Korea
³⁴University of Rajasthan, Jaipur 302004, India
³⁵Rice University, Houston, Texas 77251, USA
³⁶Universidade de Sao Paulo, Sao Paulo, Brazil
³⁷University of Science & Technology of China, Hefei 230026, China
³⁸Shandong University, Jinan, Shandong 250100, China
³⁹Shanghai Institute of Applied Physics, Shanghai 201800, China
⁴⁰SUBATECH, Nantes, France
⁴¹Texas A&M University, College Station, Texas 77843, USA
⁴²University of Texas, Austin, Texas 78712, USA
⁴³Tsinghua University, Beijing 100084, China
⁴⁴United States Naval Academy, Annapolis, Maryland 21402, USA
⁴⁵Valparaiso University, Valparaiso, Indiana 46383, USA
⁴⁶Variable Energy Cyclotron Centre, Kolkata 700064, India
⁴⁷Warsaw University of Technology, Warsaw, Poland
⁴⁸University of Washington, Seattle, Washington 98195, USA
⁴⁹Wayne State University, Detroit, Michigan 48201, USA
⁵⁰Institute of Particle Physics, CCNU (HZNU), Wuhan 430079, China
⁵¹Yale University, New Haven, Connecticut 06520, USA
⁵²University of Zagreb, Zagreb, HR-10002, Croatia
- (Received 3 September 2010; published 11 February 2011)

We report the first measurement of the parity-violating single-spin asymmetries for midrapidity decay positrons and electrons from W^+ and W^- boson production in longitudinally polarized proton-proton collisions at $\sqrt{s} = 500$ GeV by the STAR experiment at RHIC. The measured asymmetries,

$A_L^{W^+} = -0.27 \pm 0.10(\text{stat.}) \pm 0.02(\text{syst.}) \pm 0.03(\text{norm.})$ and $A_L^{W^-} = 0.14 \pm 0.19(\text{stat.}) \pm 0.02(\text{syst.}) \pm 0.01(\text{norm.})$, are consistent with theory predictions, which are large and of opposite sign. These predictions are based on polarized quark and antiquark distribution functions constrained by polarized deep-inelastic scattering measurements.

DOI: 10.1103/PhysRevLett.106.062002

PACS numbers: 13.88.+e, 13.38.Be, 13.85.Qk, 14.20.Dh

Understanding the spin structure of the nucleon remains a fundamental challenge in quantum chromodynamics (QCD). Experimentally, polarized deep-inelastic scattering (pDIS) measurements have shown that the quark spins account for only $\approx 33\%$ of the proton spin [1]. Semi-inclusive pDIS measurements [2–5] are sensitive to the quark and antiquark spin contributions separated by flavor [6,7]. They rely on a quantitative understanding of the fragmentation of quarks and antiquarks into observable final-state hadrons. While the sum of the contributions from quark and antiquark parton distribution functions (PDFs) of the same flavor is well constrained, the uncertainties in the polarized antiquark PDFs separated by flavor remain relatively large [6,7].

High-energy polarized proton collisions at $\sqrt{s} = 200$ GeV and $\sqrt{s} = 500$ GeV at RHIC provide a unique way to probe the proton spin structure and dynamics using hard scattering processes [8]. The production of W^\pm bosons at $\sqrt{s} = 500$ GeV provides an ideal tool to study the spin-flavor structure of sea quarks inside the proton. $W^{+(-)}$ bosons are dominantly produced through $u + \bar{d}$ ($d + \bar{u}$) interactions and can be detected through their leptonic decays [9]. Quark and antiquark polarized PDFs are probed directly in calculable leptonic W decays at large scales set by the mass of the W boson. The production of W bosons in polarized proton collisions allows for the observation of purely weak interactions, giving rise to large parity-violating longitudinal single-spin asymmetries. A theoretical framework has been developed to describe inclusive lepton production, $\bar{p} + p \rightarrow W^\pm + X \rightarrow l^\pm + X$, that can be directly compared with experimental measurements using constraints on the transverse energy, E_T , and pseudorapidity, η_l , of the final-state leptons (l) [10,11].

In this Letter, we report the first measurement of the parity-violating single-spin asymmetries for midrapidity decay positrons and electrons from W^+ and W^- boson production in longitudinally polarized $\bar{p} + p$ collisions at $\sqrt{s} = 500$ GeV by the STAR experiment at RHIC. The asymmetry is defined as $A_L \equiv (\sigma^+ - \sigma^-)/(\sigma^+ + \sigma^-)$, where $\sigma^{+(-)}$ is the cross section when the helicity of the polarized proton beam is positive (negative).

The STAR detector systems [12] used in this measurement are the Time Projection Chamber [13] (TPC) and the Barrel [14] and Endcap [15] Electromagnetic Calorimeters (BEMC, EEMC). The TPC provides tracking for charged particles in a 0.5 T solenoidal magnetic field for pseudorapidities $|\eta| < 1.3$ with full coverage in the azimuthal angle ϕ . The BEMC and EEMC are lead-scintillator

sampling calorimeters providing full azimuthal coverage for $|\eta| < 1$ and $1.09 < \eta < 2$, respectively.

The data analyzed in this Letter were collected in 2009 with colliding polarized proton beams at $\sqrt{s} = 500$ GeV and an average luminosity of $55 \times 10^{30} \text{ cm}^{-2} \text{ s}^{-1}$. The polarization of each beam was measured using Coulomb-nuclear interference proton-carbon polarimeters [16], which were calibrated using a polarized hydrogen gas-jet target [17]. Longitudinal polarization of proton beams in the STAR interaction region was achieved by spin rotator magnets upstream and downstream of the interaction region that changed the proton spin orientation from its stable vertical direction to longitudinal. Nonlongitudinal beam polarization components were continuously monitored with a local polarimeter system at STAR based on the zero-degree calorimeters with an upper limit on the relative contribution of 15% for both polarized proton beams. The longitudinal beam polarizations averaged over all runs were $P_1 = 0.38$ and $P_2 = 0.40$ with correlated relative uncertainties of 8.3% and 12.1%, respectively. Their sum $P_1 + P_2 = 0.78$ is used in the analysis and has a relative uncertainty of 9.2%.

Positrons (e^+) and electrons (e^-) from W^+ and W^- boson production with $|\eta_e| < 1$ are selected for this analysis. High- p_T e^\pm are charge separated using the STAR TPC. The BEMC is used to measure the transverse energy E_T of e^+ and e^- . The suppression of the QCD background is achieved with the TPC, BEMC, and EEMC.

The selection of W candidate events is based on kinematic and topological differences between leptonic W^\pm decays and QCD background events. Events from W^\pm decays contain a nearly isolated e^\pm with a neutrino in the opposite direction in azimuth. The neutrino escapes detection leading to a large missing energy. Such events exhibit a large imbalance in the vector p_T sum of all reconstructed final-state objects. In contrast, QCD events, e.g., dijet events, are characterized by a small magnitude of this vector sum imbalance.

Candidate W events were selected online by a two-step energy requirement in the BEMC. Electrons or positrons from W production at midrapidity are characterized by large E_T peaked at $\approx M_W/2$ (Jacobian peak). At the hardware trigger level, a high tower calorimetric trigger condition required $E_T > 7.3$ GeV in a single BEMC tower. At the software trigger level, a dedicated trigger algorithm searched for a seed tower of $E_T > 5$ GeV and computed all four possible combinations of the 2×2 tower cluster E_T sums and required at least one to be above 13 GeV. A total

of 1.4×10^6 events were recorded for a data sample of 12 pb^{-1} . A Vernier scan was used to determine the absolute luminosity [18].

An electron or positron candidate is defined to be any TPC track with $p_T > 10 \text{ GeV}/c$ that is associated with a primary vertex with $|z| < 100 \text{ cm}$, where z is measured along the beam direction. A 2×2 BEMC tower cluster E_T sum E_T^e , whose centroid is within 7 cm of the projected TPC track, is required to be larger than 15 GeV. The excess BEMC E_T sum in a 4×4 tower cluster centered around the 2×2 tower cluster is required to be below 5%, as indicated by the vertical dashed line in Fig. 1(a). A cone, referred to as the nearside cone, is formed around the e^\pm candidate with a radius $R = 0.7$ in $\eta - \phi$ space. The excess BEMC, EEMC, and TPC E_T sum in this cone is required to be less than 12% of the 2×2 cluster E_T , as shown in Fig. 1(b) by the vertical dashed line. PYTHIA 6.205 [19] Monte Carlo (MC) shape distributions (arbitrary normalization) for $W^\pm \rightarrow e^\pm + \nu$ passed through the GEANT [20] model of the STAR detector are shown in Figs. 1(a) and 1(b) as filled histograms motivating both ratio cuts. The missing energy requirement is enforced by a cut on the p_T balance vector, defined as the vector sum of the e^\pm candidate p_T and the p_T vectors of all reconstructed jets, where the jet thrust axis is required to be outside the nearside cone. Jets are reconstructed using a standard midpoint cone algorithm used in STAR jet measurements [21] based on the TPC, BEMC, and EEMC. A scalar signed p_T balance variable is formed, given by the magnitude of the p_T balance vector and the sign of the dot product of the p_T balance vector and the electron p_T vector. This quantity is required to be larger than $15 \text{ GeV}/c$. The correlation of the signed p_T balance variable and E_T^e is shown in Fig. 1(c). The range for accepted W candidate events is marked by red dashed lines. The lower cut in E_T^e is chosen to suppress the contribution of background events whereas the upper cut in E_T^e is mainly applied to ensure

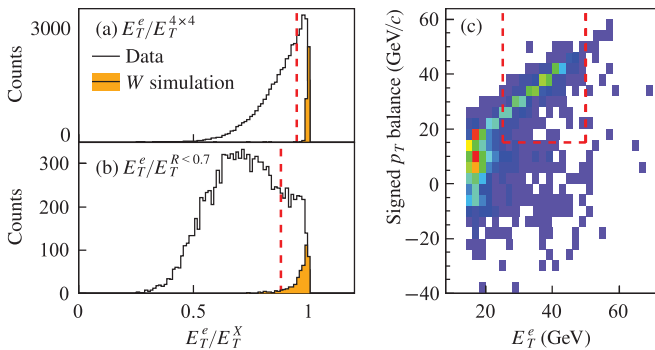


FIG. 1 (color). (a) Ratios of E_T^e with respect to the 4×4 BEMC E_T sum, $E_T^e/E_T^{4 \times 4}$, (b) the near-cone BEMC, EEMC, and TPC E_T sum, $E_T^e/E_T^{R < 0.7}$, and (c) correlation of the signed p_T balance variable and E_T^e . MC shape distributions (arbitrary normalization) are shown in (a) and (b) for $W^\pm \rightarrow e^\pm + X$ as filled histograms in comparison to both data distributions.

proper charge sign reconstruction. Background events from $Z^0 \rightarrow e^+e^-$ decays are suppressed by rejecting events with an additional electronlike or positronlike 2×2 cluster in the reconstructed jet where the $E_T^{2 \times 2} > p_T^{\text{jet}}/2$ and the invariant mass of the two electronlike or positronlike clusters is within 70 to $140 \text{ GeV}/c^2$. This avoids Z^0 contamination in the data-driven QCD background described below.

Figure 2 shows E_T^e as a function of the ratio of the TPC reconstructed charge sign to the transverse momentum p_T for electron and positron candidates that pass all the cuts described above. Two well-separated regions for positive (negative) charges are visible, identifying the $W^{+(-)}$ candidate events up to $E_T^e \approx 50 \text{ GeV}$. The range of E_T^e for accepted W candidate events, $25 < E_T^e < 50 \text{ GeV}$, is marked by red dashed lines. Entries outside the black solid lines in Fig. 2 were rejected due to false track reconstruction.

Figure 3 presents the charge-separated lepton E_T^e distributions based on the selection criteria given above. W candidate events are shown as the solid line histograms, where the characteristic Jacobian peak can be seen at $\approx M_W/2$. The total number of candidate events for $W^{+(-)}$ is 462(139) for $25 < E_T^e < 50 \text{ GeV}$ indicated by vertical dashed lines in Fig. 3. The number of background events was estimated through a combination of PYTHIA 6.205 [19] MC simulations and a data-driven procedure. The $e^{+(-)}$ background from $W^{+(-)}$ boson induced $\tau^{+(-)}$ decays and $Z^0 \rightarrow e^+ + e^-$ decays was estimated using MC simulations to be 10.4 ± 2.8 (0.7 ± 0.7) events and 8.5 ± 2.0 events [identical for both $e^{+(-)}$], respectively. The remaining background is mostly due to QCD dijet events where one of the jets missed the STAR acceptance. We have developed a data-driven procedure to evaluate this type of background. We excluded the EEMC ($1.09 < \eta < 2$) as an active detector in our analysis to estimate the background due to missing calorimeter coverage for $-2 < \eta < -1.09$. The background contribution due to missing calorimeter coverage along with τ and Z^0 background contributions have been subtracted from both

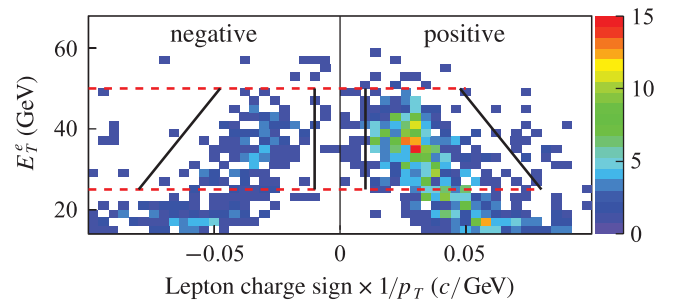


FIG. 2 (color). E_T^e as a function of the ratio of the TPC reconstructed charge sign to the transverse momentum p_T . The black solid and red dashed lines indicate the selected kinematic region used for the asymmetry analysis.

$W^{+(-)}$ E_T^e distributions. The remaining background, presumably due to missing jets outside the STAR $|\eta| < 2$ window, is evaluated based on an extrapolation from the region of $E_T^e < 19$ GeV in both $W^{+(-)}$ E_T^e distributions. The shape is determined from the E_T^e distribution in events previously rejected as background with systematic variations of the signed p_T balance cut below 15 GeV/ c . This shape E_T^e distribution is normalized to both $W^{+(-)}$ E_T^e distributions for $E_T^e < 19$ GeV. The total number of background events for $e^{+(-)}$ is 39 ± 9 (23 ± 6) for $25 < E_T^e < 50$ GeV shown in Fig. 3 as the dashed line histogram. The errors on the total background are mostly from the data-driven background events.

The leptonic asymmetry from W^\pm decay, $A_L^{W^\pm}$, was obtained from

$$A_L^{W^\pm} = \frac{1}{\beta^\pm} \frac{2}{P_1 + P_2} \frac{R_{++}N_{++}^{W^\pm} - R_{--}N_{--}^{W^\pm}}{\sum_i R_i N_i^{W^\pm}} - \frac{\alpha^\pm}{\beta^\pm} \quad (1)$$

where $P_{1,2}$ are the mean polarizations, $N_i^{W^\pm}$ are W^\pm candidate yields for all four beam helicity configurations $i = \{++, +-, -+, --\}$, and R_i are the respective relative luminosities. The contribution of the longitudinal double-spin asymmetry $A_{LL}^{W^\pm}$ vanishes in the above equation for $A_L^{W^\pm}$. The longitudinal single-spin asymmetry A_L for Z^0 bosons has been estimated using a full next-to-leading (NLO) order framework [11]. With the W^\pm selection criteria we estimated the Z^0 asymmetry to be $A_L^Z = -0.06$. This value has been used to determine the polarized background contribution $\alpha^{+(-)} = -0.002 \pm 0.001$ (-0.005 ± 0.002). The unpolarized background correction for W^\pm

candidate events is $\beta^{+(-)} = 0.938 \pm 0.017$ (0.838 ± 0.032). This dilution factor is due to background events passing all W selection cuts and is determined by $\beta = S/(S+B)$, where S (B) is the number of signal (background) events for $25 < E_T^e < 50$ GeV.

The relative luminosities $R_i = \sum_k M_k/(4M_i)$ are determined from the ratios of yields M_i of QCD events, for which parity conservation is expected. The M_i are statistically independent from $N_i^{W^\pm}$ because the isolation cut on the $2 \times 2/4 \times 4$ tower E_T sum, shown in Fig. 1, was reversed for those events. Additionally, an upper limit of 20 GeV was set on E_T^e .

Figure 4 shows the measured leptonic asymmetries $A_L^{W^+} = -0.27 \pm 0.10$ (stat.) ± 0.02 (syst.) and $A_L^{W^-} = 0.14 \pm 0.19$ (stat.) ± 0.02 (syst.) for $|\eta_e| < 1$ and $25 < E_T^e < 50$ GeV. The vertical black error bars include only the statistical uncertainties. The systematic uncertainties are indicated as grey bands. The statistical uncertainties dominate over the systematic uncertainties. The asymmetry A_L observed in statistically independent samples of QCD dominated events was found to be 0.04 ± 0.03 (0.00 ± 0.04) for positive (negative) charged tracks and is consistent with zero. We assumed the experimental limit on the polarized background A_L to be 0.02 as a systematic uncertainty of $A_L^{W^\pm}$. This limit on polarized background and the uncertainty in unpolarized background dilution have been added in quadrature to account for the total systematic uncertainty of $A_L^{W^\pm}$. The normalization uncertainty of the measured asymmetries due to the uncertainty for the polarization sum $P_1 + P_2$ is 0.03 (0.01) for $A_L^{W^{+(-)}}$. The normalization uncertainty is of similar size as the systematic uncertainty of the asymmetry measurement.

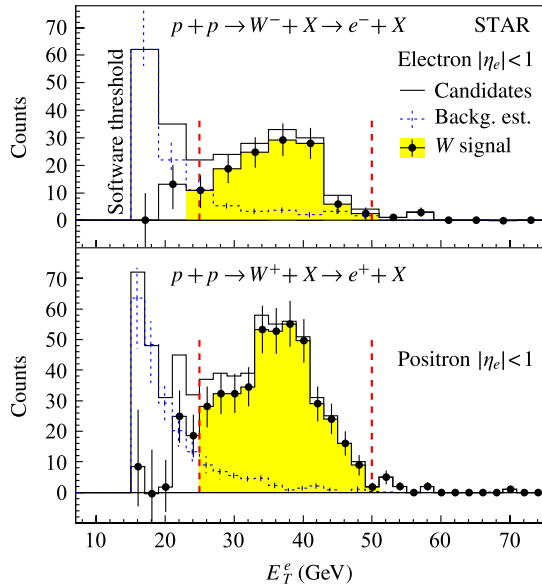


FIG. 3 (color online). E_T^e for W^+ (bottom panel) and W^- (top panel) events showing the candidate events as solid line histograms, the full background estimates as dashed line histograms, and the signal distributions as shaded histograms.

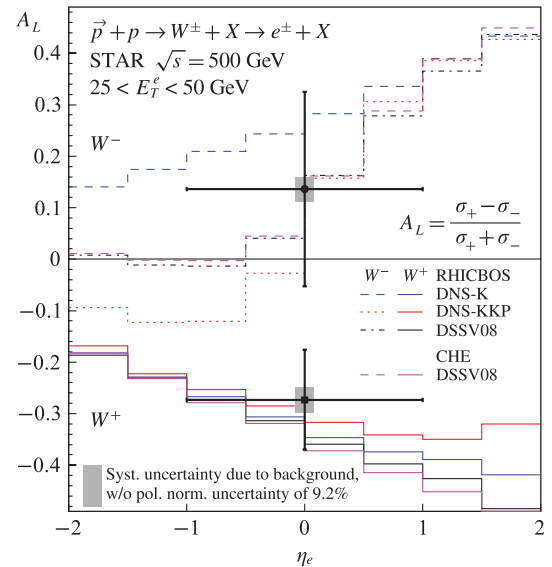


FIG. 4 (color). Longitudinal single-spin asymmetry, A_L , for W^\pm events as a function of the leptonic pseudorapidity, η_e , for $25 < E_T^e < 50$ GeV in comparison to theory predictions (see text for details).

In Fig. 4, the measured asymmetries are compared to predictions based on full resummed (RHICBOS) [10] and NLO (CHE) [11] calculations. The CHE calculations use the DSSV08 polarized PDFs [5], whereas the RHICBOS calculations are shown in addition for the older DNS-K and DNS-KKP [22] PDFs. The CHE and RHICBOS results are in good agreement. The range spanned by the DNS-K and DNS-KKP distributions for $\Delta\bar{d}$ and $\Delta\bar{u}$ coincides, approximately, with the corresponding DSSV08 uncertainty estimates [6,7]. The spread of predictions for $A_L^{W^{+(-)}}$ is largest at forward (backward) η_e and is strongly correlated to the one found for the \bar{d} (\bar{u}) polarized PDFs in the RHIC kinematic region in contrast to the backward (forward) η_e region dominated by the behavior of the well-known valence u (d) polarized PDFs [11]. At midrapidity, $W^{+(-)}$ production probes a combination of the polarization of the u and \bar{d} (d and \bar{u}) quarks, and $A_L^{W^{+(-)}}$ is expected to be negative (positive) [6,7]. The measured $A_L^{W^+}$ is indeed negative at the 2.7σ level, which is a direct consequence of the positive u quark polarization. The central value of $A_L^{W^-}$ is positive as expected with a larger statistical uncertainty at the 0.7σ level. Our A_L results are consistent with predictions using polarized quark and antiquark PDFs constrained by inclusive and semi-inclusive pDIS measurements, as expected from the universality of polarized PDFs. An independent measurement of W boson production from RHIC is being reported by the PHENIX collaboration [23].

In summary, we report the first measurement of the parity-violating single-spin asymmetries for midrapidity, $|\eta_e| < 1$, decay positrons and electrons from W^+ and W^- boson production in longitudinally polarized $\vec{p} + p$ collisions at $\sqrt{s} = 500$ GeV by the STAR experiment at RHIC. This measurement establishes a new and direct way to explore the spin structure of the proton using parity-violating weak interactions in polarized $\vec{p} + p$ collisions. The measured asymmetries probe the polarized PDFs at much larger scales than in previous and ongoing pDIS experiments and agree well with NLO and resummed calculations using the polarized PDFs of DSSV08. Future high-statistics measurements at midrapidity together with measurements at forward and backward pseudorapidities will focus on constraining the polarization of \bar{d} and \bar{u} quarks.

We thank the RHIC Operations Group and RCF at BNL, the NERSC Center at LBNL, and the Open Science Grid consortium for providing resources and support. We are grateful to D. de Florian, P. Nadolsky, and W. Vogelsang for useful discussions. This work was supported in part by the Offices of NP and HEP within the U.S. DOE Office

of Science, the U.S. NSF, the Sloan Foundation, the DFG cluster of excellence ‘‘Origin and Structure of the Universe’’ of Germany, CNRS/IN2P3, FAPESP CNPq of Brazil, Ministry of Ed. and Sci. of the Russian Federation, NNSFC, CAS, MoST, and MoE of China, GA and MSMT of the Czech Republic, FOM and NWO of the Netherlands, DAE, DST, and CSIR of India, Polish Ministry of Sci. and Higher Ed., Korea Research Foundation, Ministry of Sci., Ed. and Sports of the Rep. Of Croatia, and RosAtom of Russia.

-
- [1] S.D. Bass, *Mod. Phys. Lett. A* **24**, 1087 (2009), and references therein.
 - [2] B. Adeva *et al.* (SMC Collaboration), *Phys. Lett. B* **420**, 180 (1998).
 - [3] A. Airapetian *et al.* (HERMES Collaboration), *Phys. Rev. D* **71**, 012003 (2005).
 - [4] M. G. Alekseev (COMPASS Collaboration), *Phys. Lett. B* **693**, 227 (2010).
 - [5] M. Alekseev *et al.* (COMPASS Collaboration), *Phys. Lett. B* **660**, 458 (2008).
 - [6] D. de Florian, R. Sassot, M. Stratmann, and W. Vogelsang, *Phys. Rev. Lett.* **101**, 072001 (2008).
 - [7] D. de Florian, R. Sassot, M. Stratmann, and W. Vogelsang, *Phys. Rev. D* **80**, 034030 (2009).
 - [8] G. Bunce *et al.*, *Annu. Rev. Nucl. Part. Sci.* **50**, 525 (2000).
 - [9] C. Bourrely and J. Soffer, *Phys. Lett. B* **314**, 132 (1993).
 - [10] P.M. Nadolsky and C.P. Yuan, *Nucl. Phys.* **B666**, 31 (2003).
 - [11] D. de Florian and W. Vogelsang, *Phys. Rev. D* **81**, 094020 (2010).
 - [12] K.H. Ackermann *et al.* (STAR Collaboration), *Nucl. Instrum. Methods Phys. Res., Sect. A* **499**, 624 (2003).
 - [13] M. Anderson *et al.*, *Nucl. Instrum. Methods Phys. Res., Sect. A* **499**, 659 (2003).
 - [14] M. Beddo *et al.* (STAR), *Nucl. Instrum. Methods Phys. Res., Sect. A* **499**, 725 (2003).
 - [15] C.E. Allgower *et al.* (STAR), *Nucl. Instrum. Methods Phys. Res., Sect. A* **499**, 740 (2003).
 - [16] I. Nakagawa *et al.*, *AIP Conf. Proc.* **915**, 912 (2007).
 - [17] Y.I. Makdisi *et al.*, *AIP Conf. Proc.* **915**, 975 (2007).
 - [18] S. van der Meer, Report No. CERN-ISR-PO 68-31, 1968.
 - [19] T. Sjostrand *et al.*, *Comput. Phys. Commun.* **135**, 238 (2001).
 - [20] R. Brun *et al.*, Report No. CERN-DD-78-2-REV, 1978.
 - [21] B.I. Abelev *et al.* (STAR), *Phys. Rev. Lett.* **97**, 252001 (2006).
 - [22] D. de Florian, G. A. Navarro, and R. Sassot, *Phys. Rev. D* **71**, 094018 (2005).
 - [23] A. Adare *et al.* (PHENIX) arXiv:1009.0505.