

# Long-range angular correlations of $\pi$ , K and p in p-Pb collisions at $\sqrt{s_{NN}} = 5.02$ TeV

---

(ALICE Collaboration) Abelev, B.; ...; Antičić, Tome; ...; Gotovac, Sven; ...; Mudnić, Eugen; ...; Planinić, Mirko; ...; ...

Source / Izvornik: **Physics Letters B**, 2013, 726, 164 - 177

Journal article, Published version

Rad u časopisu, Objavljena verzija rada (izdavačev PDF)

<https://doi.org/10.1016/j.physletb.2013.08.024>

Permanent link / Trajna poveznica: <https://urn.nsk.hr/urn:nbn:hr:217:578031>

Rights / Prava: [Attribution-NonCommercial-NoDerivatives 4.0 International/Imenovanje-Nekomercijalno-Bez prerada 4.0 međunarodna](#)

Download date / Datum preuzimanja: **2025-01-14**



Repository / Repozitorij:

[Repository of the Faculty of Science - University of Zagreb](#)





# Long-range angular correlations of $\pi$ , K and p in p–Pb collisions at $\sqrt{s_{NN}} = 5.02$ TeV <sup>☆</sup>

ALICE Collaboration <sup>★</sup>

## ARTICLE INFO

## Article history:

Received 11 July 2013

Received in revised form 7 August 2013

Accepted 9 August 2013

Available online 19 August 2013

Editor: L. Rolandi

## ABSTRACT

Angular correlations between unidentified charged trigger particles and various species of charged associated particles (unidentified particles, pions, kaons, protons and antiprotons) are measured by the ALICE detector in p–Pb collisions at a nucleon–nucleon centre-of-mass energy of 5.02 TeV in the transverse-momentum range  $0.3 < p_T < 4$  GeV/c. The correlations expressed as associated yield per trigger particle are obtained in the pseudorapidity range  $|\eta_{lab}| < 0.8$ . Fourier coefficients are extracted from the long-range correlations projected onto the azimuthal angle difference and studied as a function of  $p_T$  and in intervals of event multiplicity. In high-multiplicity events, the second-order coefficient for protons,  $v_2^p$ , is observed to be smaller than that for pions,  $v_2^\pi$ , up to about  $p_T = 2$  GeV/c. To reduce correlations due to jets, the per-trigger yield measured in low-multiplicity events is subtracted from that in high-multiplicity events. A two-ridge structure is obtained for all particle species. The Fourier decomposition of this structure shows that the second-order coefficients for pions and kaons are similar. The  $v_2^p$  is found to be smaller at low  $p_T$  and larger at higher  $p_T$  than  $v_2^\pi$ , with a crossing occurring at about 2 GeV/c. This is qualitatively similar to the elliptic-flow pattern observed in heavy-ion collisions. A mass ordering effect at low transverse momenta is consistent with expectations from hydrodynamic model calculations assuming a collectively expanding system.

© 2013 CERN. Published by Elsevier B.V. All rights reserved.

## 1. Introduction

Measurements of the correlations of two or more particles are a powerful tool to study the underlying mechanism of particle production in collisions of hadrons and nuclei at high energy. These studies often involve measuring the distributions of relative angles  $\Delta\varphi$  and  $\Delta\eta$ , where  $\Delta\varphi$  and  $\Delta\eta$  are the differences in azimuthal angle  $\varphi$  and pseudorapidity  $\eta$  between the directions of two particles.

In minimum-bias proton–proton (pp) collisions, the correlation at ( $\Delta\varphi \approx 0$ ,  $\Delta\eta \approx 0$ ) is dominated by the “near-side” jet peak, and at  $\Delta\varphi \approx \pi$  by the recoil or “away-side” structure due to particles originating from jet fragmentation [1]. In nucleus–nucleus (A–A) collisions additional structures along the  $\Delta\eta$  axis emerge on the near and away side in addition to the jet-related correlations [2–14]. These ridge-like structures persist over a long range in  $\Delta\eta$ . The shape of these  $\Delta\varphi$  correlations can be studied via a Fourier decomposition [15]. The second- and third-order terms are the dominant harmonic coefficients  $v_n$  [6,7,9–14]. The  $v_n$  coefficients can be related to the collision geometry and density fluctuations of the colliding nuclei [16,17] and to the transport properties of the created matter in hydrodynamic models [18–20].

In pp collisions at a centre-of-mass energy  $\sqrt{s} = 7$  TeV the emergence of similar long-range ( $2 < |\Delta\eta| < 4$ ) near-side ( $\Delta\varphi \approx 0$ ) correlations was reported in events with significantly higher-than-average particle multiplicity [21]. This was followed by the observation of the same structure in high-multiplicity proton–lead (p–Pb) collisions at a nucleon–nucleon centre-of-mass energy  $\sqrt{s_{NN}} = 5.02$  TeV [22]. Subsequent measurements in p–Pb collisions employed a procedure for removing the jet contribution by subtracting the correlations extracted from low-multiplicity events, revealing essentially the same long-range structures on the away side in high-multiplicity events [23,24]. Evidence of similar long-range structures in high-multiplicity deuteron–gold collisions at  $\sqrt{s_{NN}} = 0.2$  TeV has also been reported [25]. In all cases [23–25], the transverse-momentum ( $p_T$ ) dependence of the extracted  $v_2$  and  $v_3$  coefficients is found to be similar to that measured in A–A collisions. Recent measurements involving two- and four-particle correlations [26,27] revealed that the  $p_T$ -integrated  $v_3$  in p–Pb collisions is the same as in Pb–Pb collisions at the same midrapidity multiplicity. Further, genuine four-particle correlations utilizing cumulants [28] lead to non-zero  $v_2$  coefficients that are somewhat smaller than those extracted from two-particle correlations, and smaller than those in Pb–Pb collisions at the same midrapidity multiplicity.

The ridge structures in high-multiplicity pp and p–Pb events have been attributed to mechanisms that involve initial-state effects, such as gluon saturation and colour connections forming

<sup>☆</sup> © CERN for the benefit of the ALICE Collaboration.

<sup>★</sup> E-mail address: [alice-publications@cern.ch](mailto:alice-publications@cern.ch).

along the longitudinal direction [29–34] and final-state effects, such as parton-induced interactions [35–37], and collective effects arising in a high-density system possibly formed in these collisions [38–45].

A dense, highly interacting system exhibiting radial collective (hydrodynamic) flow, as the one formed in central A–A collisions, leads to a characteristic particle-species dependent modification of the  $p_T$  spectra of identified particles as observed in [46–48]. Furthermore, the correlations of identified particles can be used to investigate the presence of a collective expansion since the  $v_2$  of lighter identified particles should be larger than that of heavier particles at the same  $p_T$  [49]. Indeed, in A–A collisions, for  $p_T < 2$  GeV/c,  $v_2$  exhibits a particle-mass dependence [50–52] as predicted by hydrodynamic model calculations [49,53]. At intermediate  $p_T$  ( $2 < p_T < 8$  GeV/c) the  $v_2$  of mesons is smaller than that of baryons even at similar particle mass [13,54,55], which may be attributed to quark coalescence [56–58].

In this Letter, measurements of the  $v_2$  of pions, kaons and protons<sup>1</sup> in p–Pb collisions at  $\sqrt{s_{NN}} = 5.02$  TeV are presented. These results are obtained from two-particle correlations and extend the characterization of the double ridge observed in p–Pb collisions.

## 2. Experimental setup

Data from the 2013 p–Pb run of the LHC for collisions of 4 TeV protons and 1.58 TeV per nucleon lead ions, resulting in a centre-of-mass energy of  $\sqrt{s_{NN}} = 5.02$  TeV, are used in the presented analysis. The nucleon–nucleon centre-of-mass system is offset with respect to the ALICE laboratory system by  $-0.465$  in rapidity, i.e. in the direction of the proton beam. In the following,  $\eta$  denotes the pseudorapidity in the laboratory system.

A detailed description of the ALICE detector can be found in Ref. [59]. The main subsystems used in the present analysis are the Inner Tracking System (ITS), the Time Projection Chamber (TPC) and the Time Of Flight detector (TOF). These have a common acceptance of  $|\eta| < 0.9$  and are operated inside a solenoidal magnetic field of 0.5 T. The ITS consists of six layers of silicon detectors for vertex finding and tracking. The TPC is the main tracking detector and provides particle identification by measuring the specific energy loss  $dE/dx$ . The TOF and T0 detectors are used to identify particles by measuring their flight time. The T0 detectors have a pseudorapidity coverage of  $-3.3 < \eta < -3.0$  and  $4.6 < \eta < 4.9$ . The VZERO detector, two arrays of 32 scintillator tiles each, covering  $2.8 < \eta < 5.1$  (VZERO-A) and  $-3.7 < \eta < -1.7$  (VZERO-C), was used for triggering and event selection. The trigger required a coincidence of signals in both VZERO-A and VZERO-C. In addition, two neutron Zero Degree Calorimeters (ZDCs) located at 112.5 m (ZNA) and  $-112.5$  m (ZNC) from the interaction point are used in the event selection. The VZERO-A, which is located in the flight direction of the Pb ions, is used to define event classes corresponding to different particle-multiplicity ranges. Alternatively, the energy deposited in the ZNA (originating from neutrons from the Pb nucleus) is used in defining the event-multiplicity classes. All these detector systems have full azimuthal coverage.

## 3. Event, track selection and particle identification

The event selection for this analysis is based on signal amplitudes and their arrival times measured with the VZERO and ZDC detectors. It is identical to the selection described in Ref. [60] which accepts 99.2% of all non-single-diffractive collisions. The

collision-vertex position is determined with tracks reconstructed in the ITS and TPC as described in Ref. [61]. The vertex reconstruction algorithm is fully efficient for events with at least one reconstructed primary track within  $|\eta| < 1.4$  [62]. The position of the reconstructed vertex along the beam direction ( $z_{\text{vtx}}$ ) is required to be within 10 cm of the detector centre. About  $10^8$  events, corresponding to an integrated luminosity of about  $50 \mu\text{b}^{-1}$ , pass these event selection criteria and are used for the analysis.

The analysis uses charged-particle tracks reconstructed in the ITS and TPC with  $0.3 < p_T < 4$  GeV/c and in a fiducial region of  $|\eta| < 0.8$  to exclude non-uniformities at the detector edges. As a first step, track selection criteria on the number of space points and on the quality of the track fit in the TPC are applied [63]. Tracks are additionally required to have at least one hit in the two innermost layers of the ITS and to have a Distance of Closest Approach (DCA) to the reconstructed collision vertex smaller than 2 cm in the longitudinal direction. In the transverse direction, a cut at  $7\sigma_{\text{dca}}$  is applied, where  $\sigma_{\text{dca}}$  is the  $p_T$ -dependent transverse impact-parameter resolution (30–200  $\mu\text{m}$  from highest to lowest  $p_T$  in the considered range) [63]. To study the effect of contamination by secondary particles, the transverse DCA cut is varied between 3 and  $21\sigma_{\text{dca}}$ . For the scalar-product method analysis, discussed below, tracks without a hit in the two innermost layers of the ITS, but having a hit in the third layer, are retained, to achieve a more uniform  $\varphi$  acceptance. For tracks with  $p_T > 0.5$  GeV/c a signal in the TOF is required for particle identification. The track selection is varied in the analysis as a consistency check.

Particle identification is performed using the specific energy loss  $dE/dx$  in the TPC and the time of flight measured with the TOF (for  $p_T > 0.5$  GeV/c). A truncated mean procedure is used in order to reduce the Landau tail of the energy loss distribution in the TPC (60% of the measured clusters are kept) [64]. The  $dE/dx$  resolution is 5–6%, depending upon the number of associated space points in the TPC. The resolution of the time of flight is given by the detector resolution and the resolution of the collision time measurement. The collision time can be computed utilizing three different methods: (a) from the T0 detectors, (b) from a combinatorial algorithm which uses the TOF measurement itself, or (c) from the average collision time [65] (only used in few low-multiplicity events where the first two measurements are missing). The corresponding time of flight resolution is about 85 ps for high-multiplicity events and about 120 ps for low-multiplicity events.

Based on the difference (expressed in units of the resolution  $\sigma$ ) between the measured signal and the expected signal for  $\pi$ , K, or p in the TPC and TOF, a combined  $N_{\sigma,\text{PID}}^2 = N_{\sigma,\text{TPC}}^2 + N_{\sigma,\text{TOF}}^2$  is computed. For a given species, particles are selected with a circular cut in the  $N_{\sigma,\text{TPC}}$  and  $N_{\sigma,\text{TOF}}$  space by  $N_{\sigma,\text{PID}} < 3$ . In the region where the areas of two species overlap, the identity corresponding to the smaller  $N_{\sigma,\text{PID}}$  is assigned. For  $p_T$  less than 0.5 GeV/c only a few tracks have an associated signal in the TOF and  $N_{\sigma,\text{PID}} = N_{\sigma,\text{TPC}}$  is used. This strategy provides track-by-track identification with high purity over the momentum region considered in this Letter:  $0.3 < p_T < 4$  GeV/c for pions,  $0.3 < p_T < 3$  GeV/c for kaons and  $0.5 < p_T < 4$  GeV/c for protons. To assess the systematic uncertainty related to the particle identification, the selection is changed to  $N_{\sigma,\text{PID}} < 2$ . Furthermore, an exclusive identification is used, in which the tracks that are within the  $N_{\sigma,\text{PID}}$  overlap area are rejected. Both selections reduce the misidentification rate.

The efficiency and purity of the primary charged-particle selection are estimated from a Monte Carlo (MC) simulation using the DPMJET version 3.05 event generator [66] with particle transport through the detector using GEANT3 [67] version 3.21 which contains an improved description of the  $\bar{p}$  inelastic cross section [48].

<sup>1</sup> Pions, kaons and protons, as well as the symbols  $\pi$ , K and p, refer to the sum of particles and antiparticles.

**Table 1**

Event classes defined as fractions of the analyzed event sample and their corresponding  $\langle dN_{\text{ch}}/d\eta \rangle$  within  $|\eta| < 0.5$  and the mean numbers of charged particles within  $|\eta| < 0.8$  and  $p_T > 0.5$  GeV/c. The uncertainties are only systematic as the statistical uncertainties are negligible.

Event class	VZERO-A range (a.u.)	$\langle dN_{\text{ch}}/d\eta \rangle_{ \eta  < 0.5}$ $p_T > 0$ GeV/c	$\langle N_{\text{trk}} \rangle_{ \eta  < 0.8}$ $p_T > 0.5$ GeV/c
60–100%	< 52	$7.1 \pm 0.2$	$4.6 \pm 0.2$
40–60%	52–89	$16.1 \pm 0.4$	$11.5 \pm 0.4$
20–40%	89–142	$23.2 \pm 0.5$	$17.3 \pm 0.6$
0–20%	> 142	$35.6 \pm 0.8$	$27.5 \pm 1.0$

The cross sections for the interactions of negative kaons at low  $p_T$  with the detector material are known to not be correctly reproduced in GEANT3 [64]. Therefore, the efficiency extracted from GEANT3 was scaled with a factor computed with a dedicated FLUKA [68] simulation as discussed in [64]. This correction ranges from about 10% to about 1% from the lowest to the highest  $p_T$  interval considered. The efficiency and acceptance for track reconstruction depends on particle species and is 61–87% for the  $p_T$  range 0.5–1 GeV/c, and 79–86% at  $p_T = 4$  GeV/c. The additional efficiency factor for a track having an associated signal in the TOF and being correctly identified is about 59%, 43% and 48% for the  $p_T$  range 0.5–1 GeV/c for  $\pi$ , K and p, respectively, and saturates at about 63% at  $p_T = 2$  GeV/c for all the species. These numbers are independent of the event multiplicity.

The remaining contamination from secondary particles due to interactions in the detector material and due to weak decays decreases from about 20% to 1% for protons in the  $p_T$  range from 0.5 to 4 GeV/c and from about 4% to 0.5% for pions in the  $p_T$  range from 0.3 to 4 GeV/c while it is negligible for kaons. The contribution from fake tracks from random associations of detector signals is negligible. The contamination from misidentified particles is significant only for kaons above 1.5 GeV/c and is less than 15%. Corrections for these effects are discussed in Section 4.

The two-particle correlations are studied by dividing the selected events into four classes defined as fractions of the analyzed event sample, based on the charge deposition in the VZERO-A detector, and denoted “0–20%”, “20–40%”, “40–60%”, “60–100%” from the highest to the lowest multiplicity. The event-class definitions are shown in Table 1 together with the corresponding mean charged-particle multiplicity densities within  $|\eta| < 0.5$  ( $\langle dN_{\text{ch}}/d\eta \rangle$ ). The multiplicity estimate is corrected for detector acceptance, track-reconstruction efficiency and contamination. Contrary to our earlier measurement of  $\langle dN_{\text{ch}}/d\eta \rangle$  [60], the value here is not corrected for trigger and vertex-reconstruction efficiency. Also shown is the mean number of primary charged particles with  $p_T > 0.5$  GeV/c within the pseudorapidity range  $|\eta| < 0.8$  ( $\langle N_{\text{trk}} \rangle$ ). This is measured by applying the track selection described above and is corrected for the detector acceptance, track reconstruction efficiency and contamination.

## 4. Analysis

The  $v_n$  coefficients are extracted using two methods, referred to in the following as two-particle correlations and scalar product. In two-particle correlations both particles are taken from the same  $p_T$  interval, while in the scalar-product method, particles from a certain  $p_T$  interval are correlated with particles from the full  $p_T$  range. Comparing the results of these two methods can address to what extent the Fourier coefficients of two-particle correlations factorize into the product of the coefficients of the corresponding single-particle angular distributions. In particular, these results should agree if the measurement is dominated by correlations of each of the particles with a common plane.

### 4.1. Two-particle correlations

The correlation between two particles (denoted trigger and associated particle) is measured as a function of the azimuthal angle difference  $\Delta\varphi$  (defined within  $-\pi/2$  and  $3\pi/2$ ) and pseudorapidity difference  $\Delta\eta$  [23]. While the trigger particles are in all cases unidentified charged particles, the analysis is done separately for unidentified charged associated particles (denoted  $h$ - $h$ ) and for associated charged pions, kaons and protons (denoted  $h$ - $\pi$ ,  $h$ -K and  $h$ -p, respectively). The correlation is expressed in terms of the associated yield per trigger particle where both particles are from the same  $p_T$  interval in a fiducial region of  $|\eta| < 0.8$ :

$$\frac{1}{N_{\text{trig}}} \frac{d^2 N_{\text{assoc}}}{d\Delta\eta d\Delta\varphi} = \frac{S(\Delta\eta, \Delta\varphi)}{B(\Delta\eta, \Delta\varphi)} \quad (1)$$

where  $N_{\text{trig}}$  is the total number of trigger particles in the event class and  $p_T$  interval. The signal distribution  $S(\Delta\eta, \Delta\varphi) = 1/N_{\text{trig}} d^2 N_{\text{same}}/d\Delta\eta d\Delta\varphi$  is the associated yield per trigger particle for particle pairs from the same event. The background distribution  $B(\Delta\eta, \Delta\varphi) = \alpha d^2 N_{\text{mixed}}/d\Delta\eta d\Delta\varphi$  corrects for pair acceptance and pair efficiency. It is constructed by correlating the trigger particles in one event with the associated particles from other events in the same event class and within the same 2 cm-wide  $z_{\text{vtx}}$  interval (each event is mixed with about 5–20 events). The background distribution is normalized with a factor  $\alpha$  which is chosen such that it is unity for pairs where both particles travel in approximately the same direction (i.e.  $\Delta\varphi \approx 0$ ,  $\Delta\eta \approx 0$ ). The yield defined by Eq. (1) is constructed for each  $z_{\text{vtx}}$  interval to account for differences in pair acceptance and in pair efficiency as a function of  $z_{\text{vtx}}$ . After efficiency correction, described below, the final per-trigger yield is obtained by calculating the average of the  $z_{\text{vtx}}$  intervals weighted by  $N_{\text{trig}}$ .

A selection on the opening angle of the particle pairs is applied to avoid a bias due to the reduced efficiency for pairs with small opening angles. Pairs are required to have a separation of  $|\Delta\varphi_{\text{min}}^*| > 0.02$  rad or  $|\Delta\eta| > 0.02$ , where  $\Delta\varphi_{\text{min}}^*$  is the minimal azimuthal distance at the same radius between the two tracks within the active detector volume after accounting for the bending in the magnetic field. Furthermore, correlations induced by secondary particles from neutral-particle decays are suppressed by cutting on the invariant mass ( $m_{\text{inv}}$ ) of the particle pair. Pairs are removed which are likely to stem from a  $\gamma$ -conversion ( $m_{\text{inv}} < 0.04$  GeV/ $c^2$ ), or a  $K_S^0$  decay ( $|m_{\text{inv}} - m(K^0)| < 0.02$  GeV/ $c^2$ ) or a  $\Lambda$  decay ( $|m_{\text{inv}} - m(\Lambda)| < 0.02$  GeV/ $c^2$ ). The contribution from decays where only one of the decay products has been reconstructed is estimated by varying the DCA cut as discussed above and found to be only relevant for protons (due to  $\Lambda$  feed-down) below 2 GeV/c. Weak decays of heavier particles give a negligible contribution.

Each trigger and each associated particle is weighted with a correction factor that accounts for detector acceptance, reconstruction efficiency and contamination by secondary particles. For the identified associated particles this correction factor also includes the particle-identification efficiency. These corrections are applied as a function of  $\eta$ ,  $p_T$  and  $z_{\text{vtx}}$ . The  $v_n$  coefficients extracted below are expected to be insensitive to single-particle weights as they are relative quantities. Indeed, the coefficients with and without these corrections are identical.

The effect of wrongly identified particles, particularly relevant for pions misidentified as kaons, is corrected by subtracting the measured  $h$ - $\pi$  per-trigger yield from the measured  $h$ -K per-trigger yield scaled with the misidentification fraction (percentage of pions identified as kaons) extracted from MC. Similarly, this is done for the contamination of the  $h$ -p per-trigger yield. The correction

procedure is validated by applying it on simulated events and comparing the  $v_n$  coefficients with the input MC.

Compared to our previous publication [23], the following analysis details have changed: (a) event-multiplicity classes are defined with the VZERO-A instead of the combination of both VZERO detectors because the VZERO-A is in the direction of the Pb beam and is thus more sensitive to the fragmentation of the Pb nucleus; (b) the fiducial volume is reduced to  $|\eta| < 0.8$  due to the use of particle identification; and (c) the condition that the associated transverse momentum has to be smaller than the trigger transverse momentum is not applied.

Fourier coefficients can be extracted from the  $\Delta\phi$  projection of the per-trigger yield by a fit with:

$$\frac{1}{N_{\text{trig}}} \frac{dN_{\text{assoc}}}{d\Delta\phi} = a_0 + 2a_1 \cos \Delta\phi + 2a_2 \cos 2\Delta\phi + 2a_3 \cos 3\Delta\phi. \quad (2)$$

From the relative modulations  $V_{n\Delta}^{h-i}\{2\text{PC}\} = a_n^{h-i}/a_0^{h-i}$ , where  $a_n^{h-i}$  is the  $a_n$  extracted from  $h-i$  correlations, the  $v_n^i\{2\text{PC}\}$  coefficient of order  $n$  for a particle species  $i$  (out of  $h, \pi, K, p$ ) are then defined as:

$$v_n^h\{2\text{PC}\} = \sqrt{V_{n\Delta}^{h-h}}, \quad v_n^i\{2\text{PC}\} = V_{n\Delta}^{h-i} / \sqrt{V_{n\Delta}^{h-h}}. \quad (3)$$

In the case that each of the particles is correlated with a common plane, the  $v_n^i\{2\text{PC}\}$  are the Fourier coefficients of the corresponding single-particle angular distributions.

#### 4.2. Scalar-product method

Alternatively, the scalar-product method [69] is used to extract the  $v_n$  coefficients:

$$v_n\{\text{SP}\} = \frac{\langle \Re(\mathbf{u}_{n,k} \mathbf{Q}_n^*) / M \rangle}{\sqrt{\langle \Re(\mathbf{Q}_n^a \mathbf{Q}_n^{b*}) / (M^a M^b) \rangle}}, \quad (4)$$

where  $\mathbf{u}_{n,k} = \exp(in\phi_k)$  is the unit vector of the particle of interest  $k$ ,  $\mathbf{Q}_n = \sum_l \exp(in\phi_l)$  is the event flow vector,  $M$  is the event multiplicity, and  $n$  is the harmonic number. The full event is divided into two independent sub-events  $a$  and  $b$  composed of tracks from different pseudorapidity intervals with flow vectors  $\mathbf{Q}_n^a$  and  $\mathbf{Q}_n^b$  and

**Table 2**

Summary of main systematic uncertainties. The uncertainties depend on  $p_T$  and multiplicity class and vary within the given ranges.  $v_2\{2\text{PC, sub}\}$  is introduced in Section 5.

Source	$v_2\{2\text{PC}\}$	$v_2\{\text{SP}\}$	$v_2\{2\text{PC, sub}\}$
Track selection and efficiencies	2–20%	2–20%	0–3%
Particle identification	2–6%	2–3%	2–7%
Contamination by weak decays (only p)	0–10%	0–10%	0–4%
Residual jet contribution	–	–	3–10%
Sum	2–20%	2–20%	3–14%

multiplicities  $M^a$  and  $M^b$ . The angle brackets denote an average over all particles in all events,  $\Re$  the real part of the scalar product and  $*$  the complex conjugate.

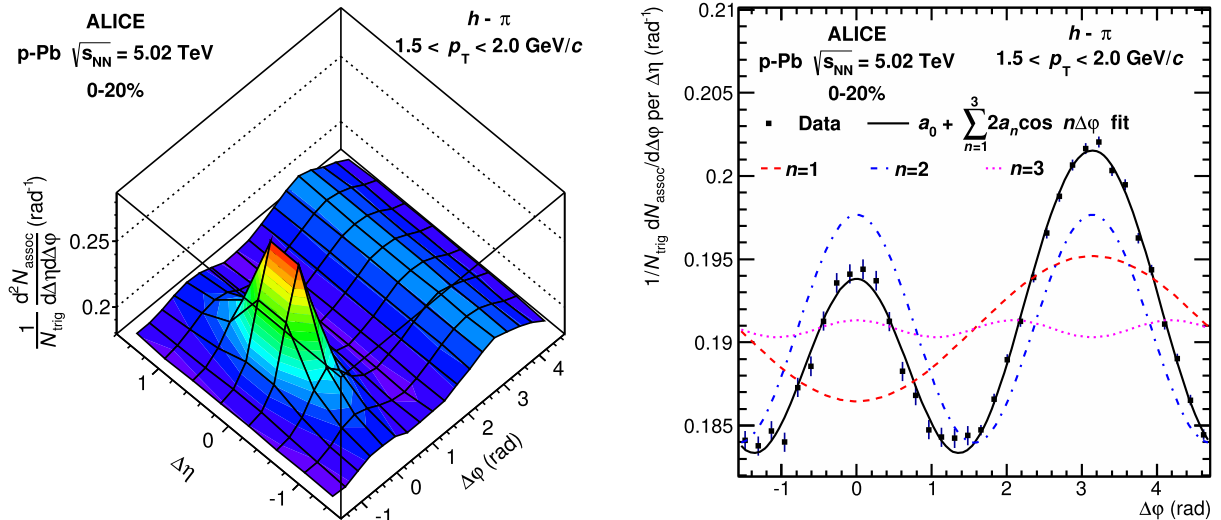
To determine  $\mathbf{Q}_n$ , either  $h, \pi, K$  or  $p$  are taken as particles of interest from a  $p_T$  interval and correlated with all unidentified particles from the full  $p_T$  range (reference particles). The two sub-events  $a$  and  $b$  are defined within the pseudorapidity range  $-0.8 < \eta < -0.4$  and  $0.4 < \eta < 0.8$ , respectively. The particle of interest is taken from  $a$  and the reference particles from  $b$  and vice versa. This results in a pseudorapidity gap of  $|\Delta\eta| > 0.8$  which reduces correlations from jets and resonance decays.

Non-uniformities in the acceptance are corrected using the prescription in [28]. This correction is less than 5%. As above, the coefficients can be shown to be insensitive to single-particle effects. The contamination by secondary particles from weak decays is estimated varying the DCA cut, as detailed above. The influence of misidentified particles is corrected for, e.g., in the case of kaons by subtracting the  $v_n^\pi$  from  $v_n^K$  taking the particle ratios from the data and the misidentification fraction extracted from MC into account. The correction method is validated on simulated events.

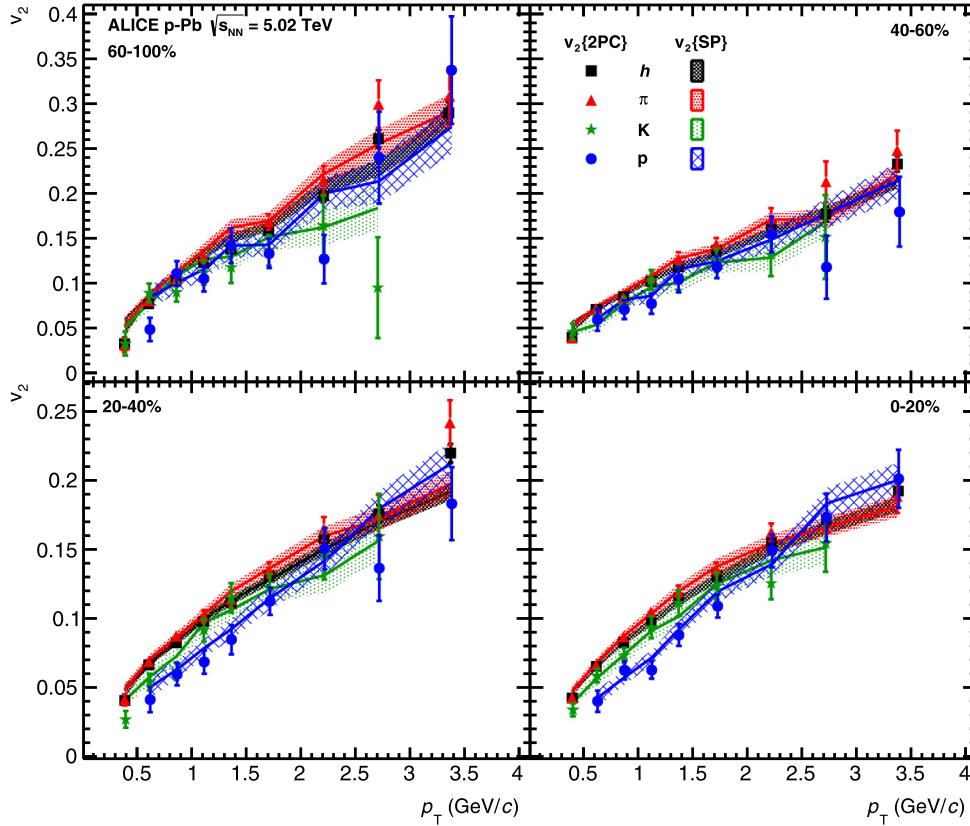
Table 2 summarizes the uncertainties related to the  $v_2$  measurements. Details of the separate contributions are given in the text where they are introduced.

#### 5. Results

The left panel of Fig. 1 shows the associated yield per trigger particle for  $h-\pi$  correlations with  $1.5 < p_T < 2$  GeV/c in the 0–20% event class. On the near side ( $|\Delta\phi| < \pi/2$ ) a peak originating mostly from jet fragmentation is visible around  $\Delta\eta \approx 0$ . In addition, at large  $|\Delta\eta|$ , the near-side ridge contribution can



**Fig. 1.** Left panel: associated yield per trigger particle as a function of  $\Delta\phi$  and  $\Delta\eta$  for  $h-\pi$  correlations with  $1.5 < p_T < 2$  GeV/c in the 0–20% event class. Right panel: projection of the left panel correlation onto  $\Delta\phi$  averaged over  $0.8 < |\Delta\eta| < 1.6$  on the near side and  $|\Delta\eta| < 1.6$  on the away side. The fit using Eq. (2) and its individual components are superimposed. The figure contains only statistical uncertainty. Systematic uncertainties are mostly correlated and are less than 5%.



**Fig. 2.** The Fourier coefficient  $v_2$  for all charged particles, pions, kaons and protons as a function of  $p_T$  is shown for the different multiplicity classes extracted for  $v_2\{2PC\}$  (symbols) and  $v_2\{SP\}$  (shaded bands, with a line connecting the central values). The data is plotted at the average- $p_T$  for each considered  $p_T$  interval and particle species under study. Error bars and widths of the bands show statistical uncertainties and systematic uncertainties, essentially uncorrelated in  $p_T$ , added in quadrature.

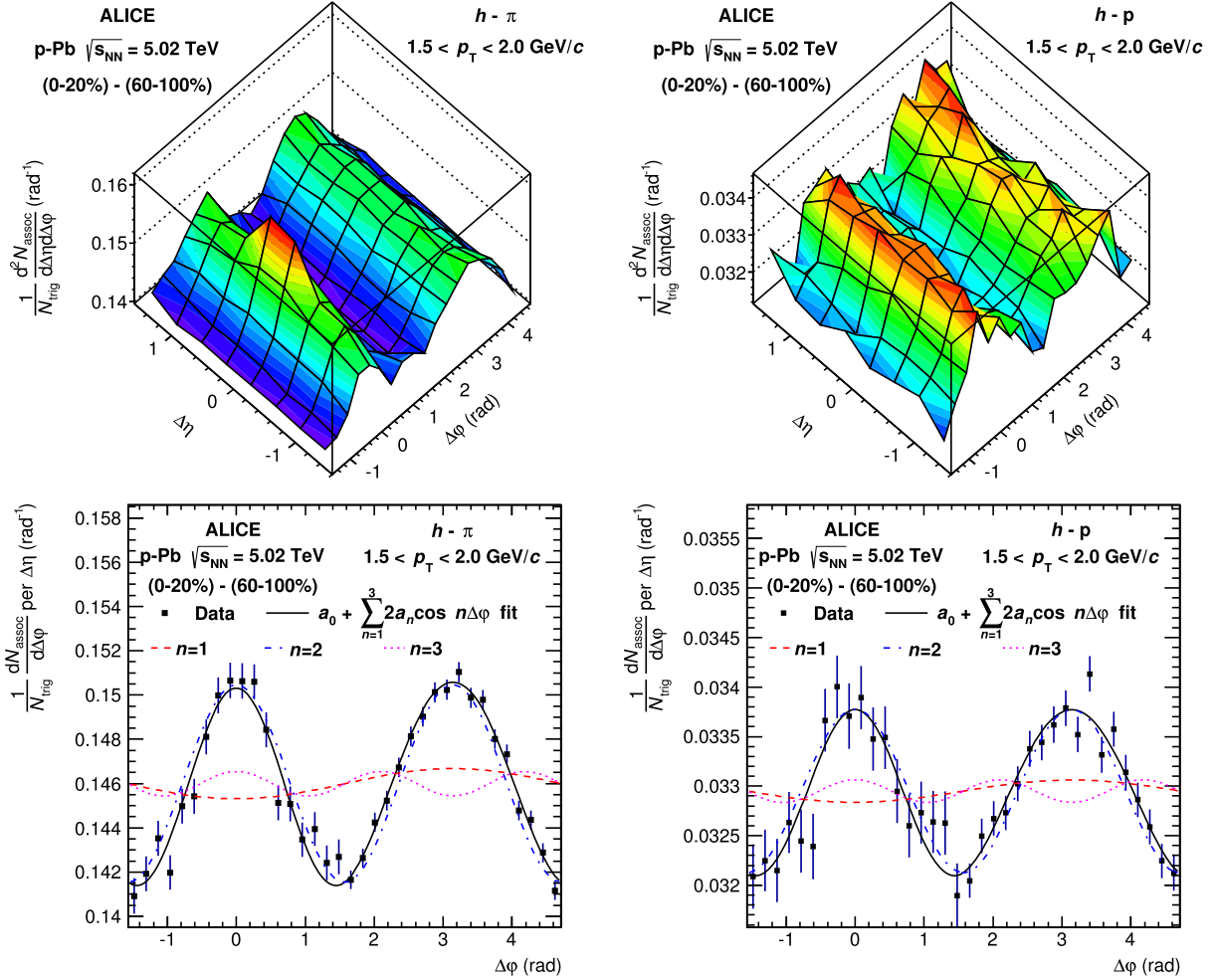
be observed. A similar ridge is also present on the away side ( $\pi/2 < \Delta\varphi < 3\pi/2$ ), but it cannot be distinguished from the recoil jet contribution as shown in [23], since both are elongated in  $\Delta\eta$ . A similar picture holds for  $h$ - $h$ ,  $h$ - $K$  and  $h$ - $p$  correlations. The per-trigger yield is projected onto  $\Delta\varphi$  (right panel of Fig. 1) excluding the near-side peak by averaging over  $0.8 < |\Delta\eta| < 1.6$  on the near side, while on the away side the average over the full range is used. This  $\eta$ -gap reduces the jet contribution on the near side, while the away-side jet contribution is still present.

Before further reducing the jet contribution as in Ref. [23], it is interesting to study the Fourier coefficients extracted from the  $\Delta\varphi$  projections. For their determination, these projections are fit with Eq. (2). This fit describes the data well and is shown in the right panel of Fig. 1. The  $\chi^2/\text{ndf}$  is about 0.5–1.5 for all the particle species and  $p_T$  intervals. The first harmonic is found to be negative and contains a contribution from the away-side jet. The second harmonic has a similar magnitude as the first while the third is much smaller. Including harmonics higher than the third does not change the fit results or the  $\chi^2$  significantly. In the following, the third harmonic is not discussed because the extracted  $v_3$  for kaons and protons have large uncertainties such that firm conclusions cannot be drawn.

Fig. 2 shows the  $v_2$  coefficients for  $h$ ,  $\pi$ ,  $K$  and  $p$  as a function of  $p_T$  for the different multiplicity classes extracted using two-particle correlations ( $v_2\{2PC\}$ ) and the scalar-product method ( $v_2\{SP\}$ ). Both methods are generally in good agreement independent of the multiplicity class and the particle species. Large deviations (up to about 30%) are only observed below 0.5 GeV/c and for the two lowest-multiplicity classes. At higher  $p_T$  and in the higher-multiplicity classes, the agreement between the two methods is better than 10%.

In the 60–100% multiplicity class, the  $v_2$  coefficients of all the studied particle species are similar and increase as a function of  $p_T$ . There is a trend of  $v_2^p\{SP\}$  being slightly lower than  $v_2^\pi\{SP\}$  below 2.5 GeV/c albeit within the uncertainties. This behaviour in low-multiplicity p–Pb collisions is qualitatively similar to that in minimum-bias pp collisions at  $\sqrt{s} = 7$  TeV (not shown) where the jet contribution dominates. Towards higher multiplicities, a different picture emerges. In particular, in the 0–20% and the 20–40% multiplicity classes, the particle species are better separated, with  $v_2^p < v_2^\pi$  up to about 2 GeV/c. There is a hint of  $v_2^K < v_2^\pi$  below 1 GeV/c. At higher  $p_T$ ,  $v_2^p\{SP\}$  is slightly larger (about  $1\sigma$  in the 0–20% event class) than that of pions, while in the case of  $v_2^p\{2PC\}$  the uncertainties are too large for a conclusion.

To further investigate this interesting evolution with multiplicity, the subtraction method introduced in Ref. [23], which removes a significant fraction of the correlation due to jets, is applied. The per-trigger yield of the 60–100% event class is subtracted from that in the 0–20% event class. In the upper panels of Fig. 3 the resulting  $h$ - $\pi$  and  $h$ - $p$  correlation for  $1.5 < p_T < 2$  GeV/c are shown. In all considered  $p_T$ -intervals and for all associated particles ( $h$ ,  $\pi$ ,  $K$  and  $p$ ) a double-ridge structure is observed with a near-side ridge centred at  $\Delta\varphi = 0$  and an away-side ridge centred at  $\Delta\varphi = \pi$ . Both are independent of  $\Delta\eta$  within the studied range of  $|\Delta\eta| < 1.6$ , apart from an additional excess which is visible around  $\Delta\varphi = \Delta\eta = 0$ . This excess is more pronounced for pions than for kaons (not shown) and protons. This effect is a residue of the jet peak originating in an incomplete subtraction, possibly due to a bias of the event selection on the jet fragmentation. Pions, which are most abundant, are most sensitive to this effect. This residual peak on the near side is excluded by the selection  $|\Delta\eta| > 0.8$  when the subtracted correlation is projected



**Fig. 3.** Top panels: associated yield per trigger particle as a function of  $\Delta\phi$  and  $\Delta\eta$  for  $h$ - $\pi$  correlations (left) and  $h$ - $p$  correlations (right) for  $1.5 < p_T < 2.0$  GeV/c for the 0–20% event class where the corresponding correlation from the 60–100% event class has been subtracted. Bottom panels: projection of the top panel correlations to  $\Delta\phi$  averaged over  $0.8 < |\Delta\eta| < 1.6$  on the near side and  $|\Delta\eta| < 1.6$  on the away side. The figure contains only statistical uncertainty. Systematic uncertainties are mostly correlated and are less than 5%.

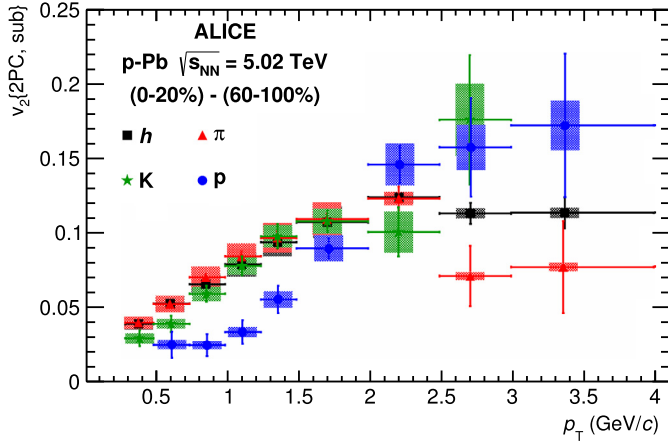
onto  $\Delta\phi$ . On the away side the full  $\Delta\eta$ -range is projected and a residual jet contribution cannot be excluded. The effect of this residual jet contribution on the measurement is assessed as in [23] by: (a) changing the range for the near-side exclusion region from  $|\Delta\eta| > 0.8$  to 0.5 and 1.2; (b) subtracting the near-side excess distribution above the ridge also from the away side by reflecting it at  $\Delta\phi = \pi/2$  and scaling it according to the  $p_T$ -dependent difference of near-side and away-side jet yields (this difference arises due to the kinematic constraints and the detector acceptance and is evaluated using the lowest-multiplicity class); and (c) scaling the per-trigger yield in the 60–100% event class such that no near-side peak remains. The differences in the extracted quantities are included in the systematic uncertainties (3–10% depending on  $p_T$  and particle species).

The lower panels of Fig. 3 show the  $\Delta\phi$ -projections averaged in the same  $\Delta\eta$  regions as used for Fig. 1. As before, the Fourier coefficients are extracted from these projections by a fit with Eq. (2). These fits are also shown in the lower panels of Fig. 3. Their  $\chi^2/\text{ndf}$  is about 0.6–1.3 for all particle species in the  $p_T$  range considered, showing that the data is well described by these three Fourier coefficients. Compared to the case without subtraction, the first Fourier coefficient is up to 10 times smaller, as expected as a consequence of the significant reduction of the jet component, achieved with the subtraction procedure. The  $v_2$  coefficients

reduce as well, but only by about 20–40%. A larger change is seen for protons at low  $p_T$ .

As already noted in Ref. [23] for unidentified particles, no significant near-side ridge is observed in the 60–100% multiplicity class and it is assumed that the double-ridge structure is not present in this event class. In the subtraction, along with the jet component, a part of the combinatorial baseline is removed. This has to be taken into account when the coefficients  $V_{n\Delta}$ , which are relative quantities, are extracted. The  $V_{n\Delta}$  coefficients can be extracted from the fit parameters  $a_n$  with  $V_{n\Delta}\{2\text{PC, sub}\} = a_n/(a_0 + b)$  where the baseline  $b$  is the combinatorial baseline of the lower-multiplicity class which has been subtracted ( $b$  is determined on the near side within  $1.2 < |\Delta\eta| < 1.6$ ). From the  $V_{n\Delta}^{h-i}$  extracted for the different particle-species combinations,  $v_n^i$  is obtained with Eq. (3).

Fig. 4 shows the extracted  $v_2\{2\text{PC, sub}\}$  coefficients for  $h$ ,  $\pi$ ,  $K$  and  $p$  as a function of  $p_T$ . The coefficient  $v_2^p$  is significantly lower than  $v_2^\pi$  for  $0.5 < p_T < 1.5$  GeV/c, and larger than  $v_2^\pi$  for  $p_T > 2.5$  GeV/c. The crossing occurs at  $p_T \approx 2$  GeV/c. The coefficient  $v_2^K$  is consistent with  $v_2^\pi$  above 1 GeV/c; below 1 GeV/c there is a hint that  $v_2^K$  is lower than  $v_2^\pi$ . The observed behaviour is rather different from that in the 60–100% multiplicity class (see the top left panel of Fig. 2) or in pp collisions, which are assumed to be mainly jet-dominated. The observation of a clear



**Fig. 4.** The Fourier coefficient  $v_2\{2PC, \text{sub}\}$  for hadrons (black squares), pions (red triangles), kaons (green stars) and protons (blue circles) as a function of  $p_T$  from the correlation in the 0–20% multiplicity class after subtraction of the correlation from the 60–100% multiplicity class. The data is plotted at the average- $p_T$  for each considered  $p_T$  interval and particle species under study. Error bars show statistical uncertainties while shaded areas denote systematic uncertainties.

mass ordering between the  $v_2$  of pions and protons including their crossing and the hint for a difference between the  $v_2$  of pions and kaons is rather intriguing. The mass ordering and crossing is qualitatively similar to observations in nucleus–nucleus collisions [13, 50–52, 54]. Furthermore, in A–A collisions a mass ordering at low transverse momenta can be described by hydrodynamic model calculations [49, 53].

The reported results are consistent under a range of variations to the analysis procedure. Changing the multiplicity class for the subtraction to 70–100% leads to large statistical fluctuations, in particular for protons and kaons. For hadrons and pions the  $v_2$  coefficients change by about 8% below 0.5 GeV/c and less than 4% for larger  $p_T$ . Repeating the analysis using the 20–40% event class and subtracting the 60–100% event class, results in qualitatively similar observations. On average the  $v_2$  values are 15–25% lower and the statistical uncertainties are about a factor 2 larger than in the 0–20% case. For the 40–60% event class, the statistical uncertainties are too large to draw a conclusion.

The analysis was repeated using the energy deposited in the ZNA instead of the VZERO-A to define the event classes. The extracted  $v_2$  values are consistently lower by about 12% due to the different event sample selected in this way. However, the presented conclusions, in particular the observed difference of  $v_2^p$  and  $v_2^\pi$  compared between jet-dominated correlations (60–100% event class) and double-ridge dominated correlations (0–20% event class after subtraction), are unchanged.

## 6. Summary

Two-particle angular correlations of charged particles with pions, kaons and protons have been measured in p–Pb collisions at  $\sqrt{s_{NN}} = 5.02$  TeV and expressed as associated yields per trigger particle. The Fourier coefficient  $v_2$  was extracted from these correlations and studied as a function of  $p_T$  and event multiplicity. In low-multiplicity collisions the  $p_T$  and species dependence of  $v_2$  resembles that observed in pp collisions at similar energy where correlations from jets dominate the measurement. In high-multiplicity p–Pb collisions a different picture emerges, where  $v_2^p < v_2^\pi$  is found up to about 2 GeV/c. At 3–4 GeV/c,  $v_2^p$  is slightly larger than  $v_2^\pi$ , albeit with low significance.

The per-trigger yield measured in low-multiplicity collisions is subtracted from that measured in high-multiplicity collisions, revealing that the double-ridge structure previously observed in correlations of unidentified particles, is present also in correlations with  $\pi$ , K and p. The Fourier coefficient  $v_2$  of these double-ridge structures exhibits a dependence on  $p_T$  that is reminiscent of the one observed in collectivity-dominated Pb–Pb collisions at the LHC:  $v_2^p$  is significantly smaller than  $v_2^\pi$  and  $v_2^K$  at low  $p_T$  while the opposite is observed at 2.5–4 GeV/c; the crossing takes place at about 2 GeV/c.

These observations and their qualitative similarity to measurements in A–A collisions are rather intriguing. Their theoretical interpretation is promising to give further insight into the unexpected phenomena observed in p–Pb collisions at the LHC.

## Acknowledgements

The ALICE collaboration would like to thank all its engineers and technicians for their invaluable contributions to the construction of the experiment and the CERN accelerator teams for the outstanding performance of the LHC complex.

The ALICE collaboration acknowledges the following funding agencies for their support in building and running the ALICE detector:

State Committee of Science, World Federation of Scientists (WFS) and Swiss Fonds Kidagan, Armenia;  
 Conselho Nacional de Desenvolvimento Científico e Tecnológico (CNPq), Financiadora de Estudos e Projetos (FINEP), Fundação de Amparo à Pesquisa do Estado de São Paulo (FAPESP);  
 National Natural Science Foundation of China (NSFC), the Chinese Ministry of Education (CMOE) and the Ministry of Science and Technology of China (MSTC);  
 Ministry of Education and Youth of the Czech Republic;  
 Danish Natural Science Research Council, the Carlsberg Foundation and the Danish National Research Foundation;  
 The European Research Council under the European Community's Seventh Framework Programme;  
 Helsinki Institute of Physics and the Academy of Finland;  
 French CNRS-IN2P3, the 'Region Pays de Loire', 'Region Alsace', 'Region Auvergne' and CEA, France;  
 German BMBF and the Helmholtz Association;  
 General Secretariat for Research and Technology, Ministry of Development, Greece;  
 Hungarian OTKA and National Office for Research and Technology (NKTH);  
 Department of Atomic Energy and Department of Science and Technology of the Government of India;  
 Istituto Nazionale di Fisica Nucleare (INFN) and Centro Fermi – Museo Storico della Fisica e Centro Studi e Ricerche "Enrico Fermi", Italy;  
 MEXT Grant-in-Aid for Specially Promoted Research, Japan;  
 Joint Institute for Nuclear Research, Dubna;  
 National Research Foundation of Korea (NRF);  
 CONACYT, DGAPA, México, ALFA-EC and the EPLANET Program (European Particle Physics Latin American Network);  
 Stichting voor Fundamenteel Onderzoek der Materie (FOM) and the Nederlandse Organisatie voor Wetenschappelijk Onderzoek (NWO), Netherlands;  
 Research Council of Norway (NFR);  
 Polish Ministry of Science and Higher Education;  
 National Authority for Scientific Research – NASR (Autoritatea Națională pentru Cercetare Științifică – ANCS);  
 Ministry of Education and Science of Russian Federation, Russian Academy of Sciences, Russian Federal Agency of Atomic



Energy, Russian Federal Agency for Science and Innovations and the Russian Foundation for Basic Research;  
 Ministry of Education of Slovakia;  
 Department of Science and Technology, South Africa;  
 CIEMAT, EELA, Ministerio de Economía y Competitividad (MINECO) of Spain, Xunta de Galicia (Consellería de Educación), CEADEN, Cubaenergía, Cuba, and IAEA (International Atomic Energy Agency);  
 Swedish Research Council (VR) and Knut & Alice Wallenberg Foundation (KAW);  
 Ukraine Ministry of Education and Science;  
 United Kingdom Science and Technology Facilities Council (STFC);  
 The United States Department of Energy, the United States National Science Foundation, the State of Texas, and the State of Ohio.

## Open access

This article is published Open Access at [sciencedirect.com](http://sciencedirect.com). It is distributed under the terms of the Creative Commons Attribution License 3.0, which permits unrestricted use, distribution, and reproduction in any medium, provided the original authors and source are credited.

## References

- [1] X.-N. Wang, Studying mini-jets via the P(T) dependence of the two particle correlation in azimuthal angle Phi, *Phys. Rev. D* 47 (1993) 2754–2760, arXiv: hep-ph/9306215.
- [2] STAR Collaboration, J. Adams, et al., Minijet deformation and charge-independent angular correlations on momentum subspace (eta, phi) in Au–Au collisions at  $\sqrt{s_{NN}} = 130$ -GeV, *Phys. Rev. C* 73 (2006) 064907, arXiv:nucl-ex/0411003.
- [3] PHOBOS Collaboration, B. Alver, et al., System size dependence of cluster properties from two-particle angular correlations in Cu–Cu and Au–Au collisions at  $\sqrt{s_{NN}} = 200$  GeV, *Phys. Rev. C* 81 (2010) 024904, arXiv:0812.1172 [nucl-ex].
- [4] PHOBOS Collaboration, B. Alver, et al., High transverse momentum triggered correlations over a large pseudorapidity acceptance in Au–Au collisions at  $\sqrt{s_{NN}} = 200$  GeV, *Phys. Rev. Lett.* 104 (2010) 062301, arXiv:0903.2811 [nucl-ex].
- [5] STAR Collaboration, B.I. Abelev, et al., Long range rapidity correlations and jet production in high energy nuclear collisions, *Phys. Rev. C* 80 (2009) 064912, arXiv:0909.0191 [nucl-ex].
- [6] CMS Collaboration, S. Chatrchyan, et al., Long-range and short-range dihadron angular correlations in central Pb–Pb collisions at a nucleon–nucleon center of mass energy of 2.76 TeV, *JHEP* 1107 (2011) 076, arXiv:1105.2438 [nucl-ex].
- [7] ALICE Collaboration, K. Aamodt, et al., Harmonic decomposition of two-particle angular correlations in Pb–Pb collisions at  $\sqrt{s_{NN}} = 2.76$  TeV, *Phys. Lett. B* 708 (2012) 249–264, arXiv:1109.2501 [nucl-ex].
- [8] STAR Collaboration, G. Agakishiev, et al., Anomalous centrality evolution of two-particle angular correlations from Au–Au collisions at  $\sqrt{s_{NN}} = 62$  and 200 GeV, arXiv:1109.4380 [nucl-ex].
- [9] CMS Collaboration, S. Chatrchyan, et al., Centrality dependence of dihadron correlations and azimuthal anisotropy harmonics in Pb–Pb collisions at  $\sqrt{s_{NN}} = 2.76$  TeV, *Eur. Phys. J. C* 72 (2012) 2012, arXiv:1201.3158 [nucl-ex].
- [10] ATLAS Collaboration, G. Aad, et al., Measurement of the azimuthal anisotropy for charged particle production in  $\sqrt{s_{NN}} = 2.76$  TeV lead–lead collisions with the ATLAS detector, *Phys. Rev. C* 86 (2012) 014907, arXiv:1203.3087 [hep-ex].
- [11] ALICE Collaboration, K. Aamodt, et al., Higher harmonic anisotropic flow measurements of charged particles in Pb + Pb collisions at 2.76 TeV, *Phys. Rev. Lett.* 107 (3) (July 2011) 032301, arXiv:1105.3865 [nucl-ex].
- [12] PHENIX Collaboration, A. Adare, et al., Measurements of higher-order flow harmonics in Au–Au collisions at  $\sqrt{s_{NN}} = 200$  GeV, *Phys. Rev. Lett.* 107 (2011) 252301, arXiv:1105.3928 [nucl-ex].
- [13] ALICE Collaboration, B. Abelev, et al., Anisotropic flow of charged hadrons, pions and (anti-)protons measured at high transverse momentum in Pb–Pb collisions at  $\sqrt{s_{NN}} = 2.76$  TeV, *Phys. Lett. B* 719 (2013) 18–28, arXiv:1205.5761 [nucl-ex].
- [14] CMS Collaboration, S. Chatrchyan, et al., Measurement of the azimuthal anisotropy of neutral pions in Pb–Pb collisions at  $\sqrt{s_{NN}} = 2.76$  TeV, arXiv:1208.2470 [nucl-ex].
- [15] S. Voloshin, Y. Zhang, Flow study in relativistic nuclear collisions by Fourier expansion of azimuthal particle distributions, *Z. Phys. C* 70 (1996) 665–672, arXiv:hep-ph/9407282.
- [16] J.-Y. Ollitrault, Anisotropy as a signature of transverse collective flow, *Phys. Rev. D* 46 (1992) 229–245.
- [17] B. Alver, G. Roland, Collision geometry fluctuations and triangular flow in heavy-ion collisions, *Phys. Rev. C* 81 (2010) 054905, arXiv:1003.0194 [nucl-th].
- [18] B. Alver, C. Gombeaud, M. Luzum, J.-Y. Ollitrault, Triangular flow in hydrodynamics and transport theory, *Phys. Rev. C* 82 (2010) 034913, arXiv:1007.5469 [nucl-th].
- [19] B. Schenke, S. Jeon, C. Gale, Elliptic and triangular flow in event-by-event (3 + 1)D viscous hydrodynamics, *Phys. Rev. Lett.* 106 (2011) 042301, arXiv:1009.3244 [hep-ph].
- [20] Z. Qiu, C. Shen, U. Heinz, Hydrodynamic elliptic and triangular flow in Pb–Pb collisions at  $\sqrt{s} = 2.76$  ATeV, *Phys. Lett. B* 707 (2012) 151–155, arXiv:1110.3033 [nucl-th].
- [21] CMS Collaboration, V. Khachatryan, et al., Observation of long-range near-side angular correlations in proton–proton collisions at the LHC, *JHEP* 1009 (2010) 091, arXiv:1009.4122 [hep-ex].
- [22] CMS Collaboration, S. Chatrchyan, et al., Observation of long-range near-side angular correlations in proton–lead collisions at the LHC, *Phys. Lett. B* 718 (2013) 795–814, arXiv:1210.5482 [nucl-ex].
- [23] ALICE Collaboration, B. Abelev, et al., Long-range angular correlations on the near and away side in p–Pb collisions at  $\sqrt{s_{NN}} = 5.02$  TeV, *Phys. Lett. B* 719 (2013) 29–41, arXiv:1212.2001 [nucl-ex].
- [24] ATLAS Collaboration, G. Aad, et al., Observation of associated near-side and away-side long-range correlations in  $\sqrt{s_{NN}} = 5.02$  TeV proton–lead collisions with the ATLAS detector, *Phys. Rev. Lett.* 110 (2013) 182302, arXiv:1212.5198 [hep-ex].
- [25] PHENIX Collaboration, A. Adare, et al., Quadrupole anisotropy in dihadron azimuthal correlations in central d–Au collisions at  $\sqrt{s_{NN}} = 200$  GeV, arXiv:1303.1794 [nucl-ex].
- [26] ATLAS Collaboration, G. Aad, et al., Measurement with the ATLAS detector of multi-particle azimuthal correlations in p–Pb collisions at  $\sqrt{s_{NN}} = 5.02$  TeV, *Phys. Lett. B* 725 (2013) 60–78, arXiv:1303.2084 [hep-ex].
- [27] CMS Collaboration, S. Chatrchyan, et al., Multiplicity and transverse-momentum dependence of two- and four-particle correlations in p–Pb and Pb–Pb collisions, *Phys. Lett. B* 724 (2013) 213–240, arXiv:1305.0609 [nucl-ex].
- [28] A. Bilandic, R. Snellings, S. Voloshin, Flow analysis with cumulants: Direct calculations, *Phys. Rev. C* 83 (2011) 044913, arXiv:1010.0233 [nucl-ex].
- [29] B. Arbusov, E. Boos, V. Savrin, CMS ridge effect at LHC as a manifestation of bremsstrahlung of gluons due to the quark–anti-quark string formation, *Eur. Phys. J. C* 71 (2011) 1730, arXiv:1104.1283 [hep-ph].
- [30] K. Dusling, R. Venugopalan, Evidence for BFKL and saturation dynamics from di-hadron spectra at the LHC, *Phys. Rev. D* 87 (2013) 051502, arXiv:1210.3890 [hep-ph].
- [31] K. Dusling, R. Venugopalan, Explanation of systematics of CMS p–Pb high multiplicity di-hadron data at  $\sqrt{s_{NN}} = 5.02$  TeV, *Phys. Rev. D* 87 (2013) 054014, arXiv:1211.3701 [hep-ph].
- [32] Y.V. Kovchegov, D.E. Wertepny, Long-range rapidity correlations in heavy–light ion collisions, *Nucl. Phys. A* 906 (2013) 50–83, arXiv:1212.1195 [hep-ph].
- [33] K. Dusling, R. Venugopalan, Comparison of the color glass condensate to dihadron correlations in proton–proton and proton–nucleus collisions, *Phys. Rev. D* 87 (2013) 094034, arXiv:1302.7018 [hep-ph].
- [34] A. Bzdak, B. Schenke, P. Tribedy, R. Venugopalan, Initial state geometry and the role of hydrodynamics in proton–proton, proton–nucleus and deuteron–nucleus collisions, *Phys. Rev. C* 88 (2013) 014903, arXiv:1304.3403 [nucl-th].
- [35] C.-Y. Wong, Momentum kick model description of the ridge in  $\Delta\phi$ – $\Delta\eta$  correlation in pp collisions at 7 TeV, *Phys. Rev. C* 84 (2011) 024901, arXiv:1105.5871 [hep-ph].
- [36] M. Strikman, Transverse nucleon structure and multiparton interactions, *Acta Phys. Polon. B* 42 (2011) 2607–2630, arXiv:1112.3834 [hep-ph].
- [37] S. Alderweireldt, P. Van Mechelen, Obtaining the CMS Ridge effect with multiparton interactions, arXiv:1203.2048 [hep-ph].
- [38] E. Avsar, C. Flensburg, Y. Hatta, J.-Y. Ollitrault, T. Ueda, Eccentricity and elliptic flow in proton–proton collisions from parton evolution, *Phys. Lett. B* 702 (2011) 394–397, arXiv:1009.5643 [hep-ph].
- [39] K. Werner, I. Karpenko, T. Pierog, The ‘ridge’ in pp scattering at 7 TeV, *Phys. Rev. Lett.* 106 (2011) 122004, arXiv:1011.0375 [hep-ph].
- [40] W.-T. Deng, Z. Xu, C. Greiner, Elliptic and triangular flow and their correlation in ultrarelativistic high multiplicity pp collisions at 14 TeV, *Phys. Lett. B* 711 (2012) 301–306, arXiv:1112.0470 [hep-ph].
- [41] E. Avsar, Y. Hatta, C. Flensburg, J. Ollitrault, T. Ueda, Eccentricity and elliptic flow in pp collisions at the LHC, *J. Phys. G* 38 (2011) 124053, arXiv:1106.4356 [hep-ph].
- [42] P. Bozek, Collective flow in p–Pb and d–Pb collisions at TeV energies, *Phys. Rev. C* 85 (2012) 014911, arXiv:1112.0915 [hep-ph].
- [43] P. Bozek, W. Broniowski, Correlations from hydrodynamic flow in p–Pb collisions, *Phys. Lett. B* 718 (2013) 1557–1561, arXiv:1211.0845 [nucl-th].

- [44] P. Bozek, W. Broniowski, Collective dynamics of the high-energy proton–nucleus collisions, *Phys. Rev. C* 88 (2013) 014903, arXiv:1304.3044 [nucl-th].
- [45] E. Shuryak, I. Zahed, High multiplicity pp and pA collisions: Hydrodynamics at its edge and stringy black hole, arXiv:1301.4470 [hep-ph].
- [46] STAR Collaboration, B. Abelev, et al., Systematic measurements of identified particle spectra in pp, d<sup>+</sup> Au and Au + Au collisions from STAR, *Phys. Rev. C* 79 (2009) 034909, arXiv:0808.2041 [nucl-ex].
- [47] PHENIX Collaboration, A. Adare, et al., Spectra and ratios of identified particles in Au–Au and d–Au collisions at  $\sqrt{s_{NN}} = 200$  GeV, arXiv:1304.3410 [nucl-ex].
- [48] ALICE Collaboration, B. Abelev, et al., Multiplicity dependence of pion, kaon, proton and lambda production in p–Pb collisions at  $\sqrt{s_{NN}} = 5.02$  TeV, submitted for publication, arXiv:1307.6796 [nucl-ex].
- [49] P. Huovinen, P. Kolb, U.W. Heinz, P. Ruuskanen, S. Voloshin, Radial and elliptic flow at RHIC: Further predictions, *Phys. Lett. B* 503 (2001) 58–64, arXiv:hep-ph/0101136.
- [50] PHENIX Collaboration, S. Adler, et al., Elliptic flow of identified hadrons in Au–Au collisions at  $\sqrt{s_{NN}} = 200$  GeV, *Phys. Rev. Lett.* 91 (2003) 182301, arXiv:nucl-ex/0305013.
- [51] STAR Collaboration, J. Adams, et al., Azimuthal anisotropy in Au + Au collisions at  $\sqrt{s_{NN}} = 200$  GeV, *Phys. Rev. C* 72 (2005) 014904, arXiv:nucl-ex/0409033.
- [52] U. Heinz, C. Shen, H.-C. Song, The viscosity of quark–gluon plasma at RHIC and the LHC, *AIP Conf. Proc.* 1441 (2012) 766–770, arXiv:1108.5323 [nucl-th].
- [53] C. Shen, U. Heinz, P. Huovinen, H. Song, Radial and elliptic flow in Pb + Pb collisions at the large hadron collider from viscous hydrodynamic, *Phys. Rev. C* 84 (2011) 044903, arXiv:1105.3226 [nucl-th].
- [54] STAR Collaboration, B. Abelev, et al., Mass, quark-number, and  $\sqrt{s_{NN}}$  dependence of the second and fourth flow harmonics in ultra-relativistic nucleus–nucleus collisions, *Phys. Rev. C* 75 (2007) 054906, arXiv:nucl-ex/0701010.
- [55] PHENIX Collaboration, A. Adare, et al., Deviation from quark-number scaling of the anisotropy parameter  $v_2$  of pions, kaons, and protons in Au–Au collisions at  $\sqrt{s_{NN}} = 200$  GeV, *Phys. Rev. C* 85 (2012) 064914, arXiv:1203.2644 [nucl-ex].
- [56] D. Molnár, S.A. Voloshin, Elliptic flow at large transverse momenta from quark coalescence, *Phys. Rev. Lett.* 91 (Aug. 2003) 092301, <http://dx.doi.org/10.1103/PhysRevLett.91.092301>.
- [57] V. Greco, C.M. Ko, P. Lévai, Parton coalescence and the antiproton/pion anomaly at RHIC, *Phys. Rev. Lett.* 90 (May 2003) 202302, <http://dx.doi.org/10.1103/PhysRevLett.90.202302>.
- [58] R.J. Fries, B. Müller, C. Nonaka, S.A. Bass, Hadronization in heavy-ion collisions: Recombination and fragmentation of partons, *Phys. Rev. Lett.* 90 (May 2003) 202303, <http://dx.doi.org/10.1103/PhysRevLett.90.202303>.
- [59] ALICE Collaboration, K. Aamodt, et al., The ALICE experiment at the CERN LHC, *JINST* 3 (2008) S08002.
- [60] ALICE Collaboration, B. Abelev, et al., Pseudorapidity density of charged particles in p–Pb collisions at  $\sqrt{s_{NN}} = 5.02$  TeV, arXiv:1210.3615 [nucl-ex].
- [61] ALICE Collaboration, B. Abelev, et al., Centrality dependence of charged particle production at large transverse momentum in Pb–Pb collisions at  $\sqrt{s_{NN}} = 2.76$  TeV, arXiv:1208.2711 [hep-ex].
- [62] ALICE Collaboration, B. Abelev, et al., Performance of the ALICE at the LHC, 2013, in preparation.
- [63] ALICE Collaboration, B. Abelev, et al., Suppression of high transverse momentum D mesons in central Pb–Pb collisions at  $\sqrt{s_{NN}} = 2.76$  TeV, *JHEP* 1209 (2012) 112, arXiv:1203.2160 [nucl-ex].
- [64] ALICE Collaboration, B. Abelev, et al., Centrality dependence of  $\pi$ , K, p production in Pb–Pb collisions at  $\sqrt{s_{NN}} = 2.76$  TeV, arXiv:1303.0737 [hep-ex].
- [65] A. Akhmedov, A. Alici, A. Agostinelli, P. Antonioli, S. Arcelli, et al., Performance of the ALICE Time-Of-Flight detector at the LHC, *Eur. Phys. J. Plus* 128 (2013) 44.
- [66] S. Roesler, R. Engel, J. Ranft, The Monte Carlo event generator DPMJET-III, arXiv:hep-ph/0012252.
- [67] R. Brun, et al., Geant detector description and simulation tool, CERN Program Library Long Write-up, W5013, 1994.
- [68] G. Battistoni, S. Muraro, P.R. Sala, F. Cerutti, A. Ferrari, et al., The FLUKA code: Description and benchmarking, *AIP Conf. Proc.* 896 (2007) 31–49.
- [69] S.A. Voloshin, A.M. Poskanzer, R. Snellings, Collective phenomena in non-central nuclear collisions, arXiv:0809.2949 [nucl-ex].

## ALICE Collaboration

B. Abelev<sup>bq</sup>, J. Adam<sup>aj</sup>, D. Adamová<sup>by</sup>, A.M. Adare<sup>du</sup>, M.M. Aggarwal<sup>cc</sup>, G. Aglieri Rinella<sup>ag</sup>, M. Agnello<sup>cz,ci</sup>, A.G. Agocs<sup>dt</sup>, A. Agostinelli<sup>y</sup>, Z. Ahammed<sup>dp</sup>, N. Ahmad<sup>p</sup>, A. Ahmad Masoodi<sup>p</sup>, I. Ahmed<sup>n</sup>, S.A. Ahn<sup>bj</sup>, S.U. Ahn<sup>bj</sup>, I. Aimo<sup>ci,cz</sup>, S. Aiola<sup>du</sup>, M. Ajaz<sup>n</sup>, A. Akhmedov<sup>ba</sup>, D. Aleksandrov<sup>co</sup>, B. Alessandro<sup>cz</sup>, D. Alexandre<sup>cq</sup>, A. Alici<sup>k,ct</sup>, A. Alkin<sup>c</sup>, J. Alme<sup>ah</sup>, T. Alt<sup>al</sup>, V. Altini<sup>ad</sup>, S. Altinpinar<sup>q</sup>, I. Altsybeev<sup>do</sup>, C. Alves Garcia Prado<sup>dg</sup>, C. Andrei<sup>bt</sup>, A. Andronic<sup>cl</sup>, V. Anguelov<sup>ch</sup>, J. Anielski<sup>av</sup>, T. Antičić<sup>cm</sup>, F. Antinori<sup>cw</sup>, P. Antonioli<sup>ct</sup>, L. Aphecetche<sup>da</sup>, H. Appelshäuser<sup>at</sup>, N. Arbor<sup>bm</sup>, S. Arcelli<sup>y</sup>, N. Armesto<sup>o</sup>, R. Arnaldi<sup>cz</sup>, T. Aronsson<sup>du</sup>, I.C. Arsene<sup>cl</sup>, M. Arslanovic<sup>at</sup>, A. Augustinus<sup>ag</sup>, R. Averbeck<sup>cl</sup>, T.C. Awes<sup>bz</sup>, J. Åystö<sup>dj</sup>, M.D. Azmi<sup>p,ce</sup>, M. Bach<sup>al</sup>, A. Badalà<sup>cv</sup>, Y.W. Baek<sup>am,bl</sup>, R. Bailhache<sup>at</sup>, R. Bala<sup>cz,cf</sup>, A. Baldisseri<sup>m</sup>, F. Baltasar Dos Santos Pedrosa<sup>ag</sup>, J. Bán<sup>bb</sup>, R.C. Baral<sup>bd</sup>, R. Barbera<sup>z</sup>, F. Barile<sup>ad</sup>, G.G. Barnaföldi<sup>dt</sup>, L.S. Barnby<sup>cq</sup>, V. Barret<sup>bl</sup>, J. Bartke<sup>dd</sup>, M. Basile<sup>y</sup>, N. Bastid<sup>bl</sup>, S. Basu<sup>dp</sup>, B. Bathen<sup>av</sup>, G. Batigne<sup>da</sup>, B. Batyunya<sup>bi</sup>, P.C. Batzing<sup>t</sup>, C. Baumann<sup>at</sup>, I.G. Bearden<sup>bv</sup>, H. Beck<sup>at</sup>, C. Bedda<sup>ci</sup>, N.K. Behera<sup>ap</sup>, I. Belikov<sup>aw</sup>, F. Bellini<sup>y</sup>, R. Bellwied<sup>di</sup>, E. Belmont-Moreno<sup>bg</sup>, G. Bencedi<sup>dt</sup>, S. Beole<sup>w</sup>, I. Berceanu<sup>bt</sup>, A. Bercuci<sup>bt</sup>, Y. Berdnikov<sup>ca</sup>, D. Berenyi<sup>dt</sup>, A.A.E. Bergognon<sup>da</sup>, R.A. Bertens<sup>az</sup>, D. Berzano<sup>w</sup>, L. Betev<sup>ag</sup>, A. Bhasin<sup>cf</sup>, A.K. Bhati<sup>cc</sup>, J. Bhom<sup>dm</sup>, L. Bianchi<sup>w</sup>, N. Bianchi<sup>bn</sup>, J. Bielčik<sup>aj</sup>, J. Bielčíková<sup>by</sup>, A. Bilandzic<sup>bv</sup>, S. Bjelogrić<sup>az</sup>, F. Blanco<sup>i</sup>, F. Blanco<sup>di</sup>, D. Blau<sup>co</sup>, C. Blume<sup>at</sup>, F. Bock<sup>bp,ch</sup>, A. Bogdanov<sup>br</sup>, H. Bøggild<sup>bv</sup>, M. Bogolyubsky<sup>ax</sup>, L. Boldizsár<sup>dt</sup>, M. Bombara<sup>ak</sup>, J. Book<sup>at</sup>, H. Borel<sup>m</sup>, A. Borissov<sup>ds</sup>, J. Bornschein<sup>al</sup>, M. Botje<sup>bw</sup>, E. Botta<sup>w</sup>, S. Böttger<sup>as</sup>, E. Braidot<sup>bp</sup>, P. Braun-Munzinger<sup>cl</sup>, M. Bregant<sup>da</sup>, T. Breitner<sup>as</sup>, T.A. Broker<sup>at</sup>, T.A. Browning<sup>cj</sup>, M. Broz<sup>ai</sup>, R. Brun<sup>ag</sup>, E. Bruna<sup>cz</sup>, G.E. Bruno<sup>ad</sup>, D. Budnikov<sup>cn</sup>, H. Buesching<sup>at</sup>, S. Bufalino<sup>cz</sup>, P. Buncic<sup>ag</sup>, O. Busch<sup>ch</sup>, Z. Buthelezi<sup>bh</sup>, D. Caffarri<sup>aa</sup>, X. Cai<sup>f</sup>, H. Caines<sup>du</sup>, A. Caliva<sup>az</sup>, E. Calvo Villar<sup>cr</sup>, P. Camerini<sup>v</sup>, V. Canoa Roman<sup>j,ag</sup>, G. Cara Romeo<sup>ct</sup>, F. Carena<sup>ag</sup>, W. Carena<sup>ag</sup>, F. Carminati<sup>ag</sup>, A. Casanova Díaz<sup>bn</sup>, J. Castillo Castellanos<sup>m</sup>, E.A.R. Casula<sup>u</sup>, V. Catanescu<sup>bt</sup>, C. Cavicchioli<sup>ag</sup>, C. Ceballos Sanchez<sup>h</sup>, J. Cepila<sup>aj</sup>,

P. Cerello<sup>cz</sup>, B. Chang<sup>dj</sup>, S. Chapeland<sup>ag</sup>, J.L. Charvet<sup>m</sup>, S. Chattopadhyay<sup>dp</sup>,  
 S. Chattopadhyay<sup>cp</sup>, M. Cherney<sup>cb</sup>, C. Cheshkov<sup>dn</sup>, B. Cheynis<sup>dn</sup>, V. Chibante Barroso<sup>ag</sup>,  
 D.D. Chinellato<sup>di</sup>, P. Chochula<sup>ag</sup>, M. Chojnacki<sup>bv</sup>, S. Choudhury<sup>dp</sup>, P. Christakoglou<sup>bw</sup>,  
 C.H. Christensen<sup>bv</sup>, P. Christiansen<sup>ae</sup>, T. Chujo<sup>dm</sup>, S.U. Chung<sup>ck</sup>, C. Cicalo<sup>cu</sup>, L. Cifarelli<sup>k,y</sup>,  
 F. Cindolo<sup>ct</sup>, J. Cleymans<sup>ce</sup>, F. Colamaria<sup>ad</sup>, D. Colella<sup>ad</sup>, A. Collu<sup>u</sup>, M. Colocci<sup>y</sup>,  
 G. Conesa Balbastre<sup>bm</sup>, Z. Conesa del Valle<sup>ar,ag</sup>, M.E. Connors<sup>du</sup>, G. Contin<sup>v</sup>,  
 J.G. Contreras<sup>j</sup>, T.M. Cormier<sup>ds</sup>, Y. Corrales Morales<sup>w</sup>, P. Cortese<sup>ac</sup>, I. Cortés Maldonado<sup>b</sup>,  
 M.R. Cosentino<sup>bp</sup>, F. Costa<sup>ag</sup>, P. Crochet<sup>bl</sup>, R. Cruz Albino<sup>j</sup>, E. Cuautele<sup>bf</sup>, L. Cunqueiro<sup>bn</sup>,  
 A. Dainese<sup>cw</sup>, R. Dang<sup>f</sup>, A. Danu<sup>be</sup>, K. Das<sup>cp</sup>, D. Das<sup>cp</sup>, I. Das<sup>ar</sup>, A. Dash<sup>dh</sup>, S. Dash<sup>ap</sup>,  
 S. De<sup>dp</sup>, H. Delagrange<sup>da</sup>, A. Deloff<sup>bs</sup>, E. Dénes<sup>dt</sup>, A. Deppman<sup>dg</sup>, G.O.V. de Barros<sup>dg</sup>,  
 A. De Caro<sup>k,ab</sup>, G. de Cataldo<sup>cs</sup>, J. de Cuveland<sup>al</sup>, A. De Falco<sup>u</sup>, D. De Gruttola<sup>ab,k</sup>,  
 N. De Marco<sup>cz</sup>, S. De Pasquale<sup>ab</sup>, R. de Rooij<sup>az</sup>, M.A. Diaz Corchero<sup>i</sup>, T. Dietel<sup>av</sup>,  
 R. Divià<sup>ag</sup>, D. Di Bari<sup>ad</sup>, C. Di Giglio<sup>ad</sup>, S. Di Liberto<sup>cx</sup>, A. Di Mauro<sup>ag</sup>, P. Di Nezza<sup>bn</sup>,  
 Ø. Djuvsland<sup>q</sup>, A. Dobrin<sup>az,ds</sup>, T. Dobrowolski<sup>bs</sup>, B. Dönigus<sup>cl,at</sup>, O. Dordic<sup>t</sup>, A.K. Dubey<sup>dp</sup>,  
 A. Dubla<sup>az</sup>, L. Ducroux<sup>dn</sup>, P. Dupieux<sup>bl</sup>, A.K. Dutta Majumdar<sup>cp</sup>, G. D Eraso<sup>ad</sup>, D. Elia<sup>cs</sup>,  
 D. Emschermann<sup>av</sup>, H. Engel<sup>as</sup>, B. Erazmus<sup>ag,da</sup>, H.A. Erdal<sup>ah</sup>, D. Eschweiler<sup>al</sup>,  
 B. Espagnon<sup>ar</sup>, M. Estienne<sup>da</sup>, S. Esumi<sup>dm</sup>, D. Evans<sup>cq</sup>, S. Evdokimov<sup>ax</sup>, G. Eyyubova<sup>t</sup>,  
 D. Fabris<sup>cw</sup>, J. Faivre<sup>bm</sup>, D. Falchieri<sup>y</sup>, A. Fantoni<sup>bn</sup>, M. Fasel<sup>ch</sup>, D. Fehlker<sup>q</sup>,  
 L. Feldkamp<sup>av</sup>, D. Felea<sup>be</sup>, A. Feliciello<sup>cz</sup>, G. Feofilov<sup>do</sup>, A. Fernández Téllez<sup>b</sup>,  
 E.G. Ferreira<sup>o</sup>, A. Ferretti<sup>w</sup>, A. Festanti<sup>aa</sup>, J. Figiel<sup>dd</sup>, M.A.S. Figueredo<sup>dg</sup>, S. Filchagin<sup>cn</sup>,  
 D. Finogeev<sup>ay</sup>, F.M. Fionda<sup>ad</sup>, E.M. Fiore<sup>ad</sup>, E. Floratos<sup>cd</sup>, M. Floris<sup>ag</sup>, S. Foertsch<sup>bh</sup>,  
 P. Foka<sup>cl</sup>, S. Fokin<sup>co</sup>, E. Fragiaco<sup>cy</sup>, A. Francescon<sup>ag,aa</sup>, U. Frankfeld<sup>cl</sup>, U. Fuchs<sup>ag</sup>,  
 C. Furget<sup>bm</sup>, M. Fusco Girard<sup>ab</sup>, J.J. Gaardhøje<sup>bv</sup>, M. Gagliardi<sup>w</sup>, A. Gago<sup>cr</sup>, M. Gallio<sup>w</sup>,  
 D.R. Gangadharan<sup>r</sup>, P. Ganoti<sup>bz</sup>, C. Garabatos<sup>cl</sup>, E. Garcia-Solis<sup>l</sup>, C. Gargiulo<sup>ag</sup>,  
 I. Garishvili<sup>bq</sup>, J. Gerhard<sup>al</sup>, M. Germain<sup>da</sup>, A. Gheata<sup>ag</sup>, M. Gheata<sup>ag,be</sup>, B. Ghidini<sup>ad</sup>,  
 P. Ghosh<sup>dp</sup>, P. Gianotti<sup>bn</sup>, P. Giubellino<sup>ag</sup>, E. Gladysz-Dziadus<sup>dd</sup>, P. Glässel<sup>ch</sup>,  
 L. Goerlich<sup>dd</sup>, R. Gomez<sup>j,df</sup>, P. González-Zamora<sup>i</sup>, S. Gorbunov<sup>al</sup>, S. Gotovac<sup>dc</sup>,  
 L.K. Graczykowski<sup>dr</sup>, R. Grajcarek<sup>ch</sup>, A. Grelli<sup>az</sup>, C. Grigoras<sup>ag</sup>, A. Grigoras<sup>ag</sup>,  
 V. Grigoriev<sup>br</sup>, A. Grigoryan<sup>a</sup>, S. Grigoryan<sup>bi</sup>, B. Grinyov<sup>c</sup>, N. Grion<sup>cy</sup>,  
 J.F. Grosse-Oetringhaus<sup>ag</sup>, J.-Y. Grossiord<sup>dn</sup>, R. Grosso<sup>ag</sup>, F. Guber<sup>ay</sup>, R. Guernane<sup>bm</sup>,  
 B. Guerzoni<sup>y</sup>, M. Guilbaud<sup>dn</sup>, K. Gulbrandsen<sup>bv</sup>, H. Gulkanyan<sup>a</sup>, T. Gunji<sup>dl</sup>, A. Gupta<sup>cf</sup>,  
 R. Gupta<sup>cf</sup>, K.H. Khan<sup>n</sup>, R. Haake<sup>av</sup>, Ø. Haaland<sup>q</sup>, C. Hadjidakis<sup>ar</sup>, M. Haiduc<sup>be</sup>,  
 H. Hamagaki<sup>dl</sup>, G. Hamar<sup>dt</sup>, L.D. Hanratty<sup>cq</sup>, A. Hansen<sup>bv</sup>, J.W. Harris<sup>du</sup>, A. Harton<sup>l</sup>,  
 D. Hatzifotiadou<sup>ct</sup>, S. Hayashi<sup>dl</sup>, A. Hayrapetyan<sup>ag,a</sup>, S.T. Heckel<sup>at</sup>, M. Heide<sup>av</sup>,  
 H. Helstrup<sup>ah</sup>, A. Herghelegiu<sup>bt</sup>, G. Herrera Corral<sup>j</sup>, N. Herrmann<sup>ch</sup>, B.A. Hess<sup>af</sup>,  
 K.F. Hetland<sup>ah</sup>, B. Hicks<sup>du</sup>, B. Hippolyte<sup>aw</sup>, Y. Hori<sup>dl</sup>, P. Hristov<sup>ag</sup>, I. Hřivnáčová<sup>ar</sup>,  
 M. Huang<sup>q</sup>, T.J. Humanic<sup>r</sup>, D. Hutter<sup>al</sup>, D.S. Hwang<sup>s</sup>, R. Ichou<sup>bl</sup>, R. Ilkaev<sup>cn</sup>, I. Ilkiv<sup>bs</sup>,  
 M. Inaba<sup>dm</sup>, E. Incani<sup>u</sup>, G.M. Innocenti<sup>w</sup>, C. Ionita<sup>ag</sup>, M. Ippolitov<sup>co</sup>, M. Irfan<sup>p</sup>,  
 V. Ivanov<sup>ca</sup>, M. Ivanov<sup>cl</sup>, O. Ivanytskyi<sup>c</sup>, A. Jachołkowski<sup>z</sup>, C. Jahnke<sup>dg</sup>, H.J. Jang<sup>bj</sup>,  
 M.A. Janik<sup>dr</sup>, P.H.S.Y. Jayarathna<sup>di</sup>, S. Jena<sup>ap,di</sup>, R.T. Jimenez Bustamante<sup>bf</sup>, P.G. Jones<sup>cq</sup>,  
 H. Jung<sup>am</sup>, A. Jusko<sup>cq</sup>, S. Kalcher<sup>al</sup>, P. Kaliňák<sup>bb</sup>, T. Kalliokoski<sup>dj</sup>, A. Kalweit<sup>ag</sup>,  
 J.H. Kang<sup>dv</sup>, V. Kaplin<sup>br</sup>, S. Kar<sup>dp</sup>, A. Karasu Uysal<sup>bk</sup>, O. Karavichev<sup>ay</sup>, T. Karavicheva<sup>ay</sup>,  
 E. Karpechev<sup>ay</sup>, A. Kazantsev<sup>co</sup>, U. Keschull<sup>as</sup>, R. Keidel<sup>dw</sup>, B. Ketzer<sup>at</sup>, S.A. Khan<sup>dp</sup>,  
 P. Khan<sup>cp</sup>, M.M. Khan<sup>p</sup>, A. Khanzadeev<sup>ca</sup>, Y. Kharlov<sup>ax</sup>, B. Kileng<sup>ah</sup>, J.S. Kim<sup>am</sup>,  
 D.W. Kim<sup>bj,am</sup>, D.J. Kim<sup>dj</sup>, S. Kim<sup>s</sup>, B. Kim<sup>dv</sup>, T. Kim<sup>dv</sup>, M. Kim<sup>dv</sup>, M. Kim<sup>am</sup>, S. Kirsch<sup>al</sup>,  
 I. Kisel<sup>al</sup>, S. Kiselev<sup>ba</sup>, A. Kisiel<sup>dr</sup>, G. Kiss<sup>dt</sup>, J.L. Klay<sup>e</sup>, J. Klein<sup>ch</sup>, C. Klein-Bösing<sup>av</sup>,  
 A. Kluge<sup>ag</sup>, M.L. Knichel<sup>cl</sup>, A.G. Knospe<sup>de</sup>, C. Kobdaj<sup>db,ag</sup>, M.K. Köhler<sup>cl</sup>, T. Kollegger<sup>al</sup>,  
 A. Kolojvari<sup>do</sup>, V. Kondratiev<sup>do</sup>, N. Kondratyeva<sup>br</sup>, A. Konevskikh<sup>ay</sup>, V. Kovalenko<sup>do</sup>,  
 M. Kowalski<sup>dd</sup>, S. Kox<sup>bm</sup>, G. Koyithatta Meethalevedu<sup>ap</sup>, J. Kral<sup>dj</sup>, I. Králik<sup>bb</sup>,  
 F. Kramer<sup>at</sup>, A. Kravčáková<sup>ak</sup>, M. Krelina<sup>aj</sup>, M. Kretz<sup>al</sup>, M. Krivda<sup>bb,cq</sup>, F. Krizek<sup>aj,by,an</sup>,  
 M. Krus<sup>aj</sup>, E. Kryshen<sup>ca</sup>, M. Krzewicki<sup>cl</sup>, V. Kucera<sup>by</sup>, Y. Kucheriaev<sup>co</sup>, T. Kugathasan<sup>ag</sup>,  
 C. Kuhn<sup>aw</sup>, P.G. Kuijer<sup>bw</sup>, I. Kulakov<sup>at</sup>, J. Kumar<sup>ap</sup>, P. Kurashvili<sup>bs</sup>, A.B. Kurepin<sup>ay</sup>,

A. Kurepin<sup>ay</sup>, A. Kuryakin<sup>cn</sup>, S. Kushpil<sup>by</sup>, V. Kushpil<sup>by</sup>, M.J. Kweon<sup>ch</sup>, Y. Kwon<sup>dv</sup>,  
 P. Ladrón de Guevara<sup>bf</sup>, C. Lagana Fernandes<sup>dg</sup>, I. Lakomov<sup>ar</sup>, R. Langoy<sup>dq</sup>, C. Lara<sup>as</sup>,  
 A. Lardeux<sup>da</sup>, S.L. La Pointe<sup>az</sup>, P. La Rocca<sup>z</sup>, R. Lea<sup>v</sup>, M. Lechman<sup>ag</sup>, S.C. Lee<sup>am</sup>, G.R. Lee<sup>cq</sup>,  
 I. Legrand<sup>ag</sup>, J. Lehnert<sup>at</sup>, R.C. Lemmon<sup>bx</sup>, M. Lenhardt<sup>cl</sup>, V. Lenti<sup>cs</sup>, I. León Monzón<sup>df</sup>,  
 P. Lévai<sup>dt</sup>, S. Li<sup>bl,f</sup>, J. Lien<sup>q,dq</sup>, R. Lietava<sup>cq</sup>, S. Lindal<sup>t</sup>, V. Lindenstruth<sup>al</sup>, C. Lippmann<sup>cl</sup>,  
 M.A. Lisa<sup>r</sup>, H.M. Ljunggren<sup>ae</sup>, D.F. Lodato<sup>az</sup>, P.I. Loenne<sup>q</sup>, V.R. Loggins<sup>ds</sup>, V. Loginov<sup>br</sup>,  
 D. Lohner<sup>ch</sup>, C. Loizides<sup>bp</sup>, K.K. Loo<sup>dj</sup>, X. Lopez<sup>bl</sup>, E. López Torres<sup>h</sup>, G. Løvhøiden<sup>t</sup>,  
 X.-G. Lu<sup>ch</sup>, P. Luettig<sup>at</sup>, M. Lunardon<sup>aa</sup>, J. Luo<sup>f</sup>, G. Luparello<sup>az</sup>, C. Luzzi<sup>ag</sup>, P.M. Jacobs<sup>bp</sup>,  
 R. Ma<sup>du</sup>, A. Maevskaya<sup>ay</sup>, M. Mager<sup>ag</sup>, D.P. Mahapatra<sup>bd</sup>, A. Maire<sup>ch</sup>, M. Malaev<sup>ca</sup>,  
 I. Maldonado Cervantes<sup>bf</sup>, L. Malinina<sup>bi,1</sup>, D. Mal'Kevich<sup>ba</sup>, P. Malzacher<sup>cl</sup>, A. Mamonov<sup>cn</sup>,  
 L. Manceau<sup>cz</sup>, V. Manko<sup>co</sup>, F. Manso<sup>bl</sup>, V. Manzari<sup>cs</sup>, M. Marchisone<sup>w,bl</sup>, J. Mareš<sup>bc</sup>,  
 G.V. Margagliotti<sup>v</sup>, A. Margotti<sup>ct</sup>, A. Marín<sup>cl</sup>, C. Markert<sup>de,ag</sup>, M. Marquard<sup>at</sup>,  
 I. Martashvili<sup>dk</sup>, N.A. Martin<sup>cl</sup>, P. Martinengo<sup>ag</sup>, M.I. Martínez<sup>b</sup>, G. Martínez García<sup>da</sup>,  
 J. Martin Blanco<sup>da</sup>, Y. Martynov<sup>c</sup>, A. Mas<sup>da</sup>, S. Masciocchi<sup>cl</sup>, M. Masera<sup>w</sup>, A. Masoni<sup>cu</sup>,  
 L. Massacrier<sup>da</sup>, A. Mastroserio<sup>ad</sup>, A. Matyja<sup>dd</sup>, J. Mazer<sup>dk</sup>, R. Mazumder<sup>aq</sup>,  
 M.A. Mazzone<sup>cx</sup>, F. Meddi<sup>x</sup>, A. Menchaca-Rocha<sup>bg</sup>, J. Mercado Pérez<sup>ch</sup>, M. Meres<sup>ai</sup>,  
 Y. Miake<sup>dm</sup>, K. Mikhaylov<sup>bi,ba</sup>, L. Milano<sup>ag,w</sup>, J. Milosevic<sup>t,2</sup>, A. Mischke<sup>az</sup>, A.N. Mishra<sup>aq</sup>,  
 D. Miśkowiec<sup>cl</sup>, C. Mitu<sup>be</sup>, J. Mlynarz<sup>ds</sup>, B. Mohanty<sup>dp,bu</sup>, L. Molnar<sup>aw,dt</sup>,  
 L. Montaña Zetina<sup>j</sup>, M. Monteno<sup>cz</sup>, E. Montes<sup>i</sup>, T. Moon<sup>dv</sup>, M. Morando<sup>aa</sup>,  
 D.A. Moreira De Godoy<sup>dg</sup>, S. Moretto<sup>aa</sup>, A. Morreale<sup>dj</sup>, A. Morsch<sup>ag</sup>, V. Muccifora<sup>bn</sup>,  
 E. Mudnic<sup>dc</sup>, S. Muhuri<sup>dp</sup>, M. Mukherjee<sup>dp</sup>, H. Müller<sup>ag</sup>, M.G. Munhoz<sup>dg</sup>, S. Murray<sup>bh</sup>,  
 L. Musa<sup>ag</sup>, B.K. Nandi<sup>ap</sup>, R. Nania<sup>ct</sup>, E. Nappi<sup>cs</sup>, C. Nattrass<sup>dk</sup>, T.K. Nayak<sup>dp</sup>,  
 S. Nazarenko<sup>cn</sup>, A. Nedosekin<sup>ba</sup>, M. Nicassio<sup>cl,ad</sup>, M. Niculescu<sup>ag,be</sup>, B.S. Nielsen<sup>bv</sup>,  
 S. Nikolaev<sup>co</sup>, S. Nikulin<sup>co</sup>, V. Nikulin<sup>ca</sup>, B.S. Nilsen<sup>cb</sup>, M.S. Nilsson<sup>t</sup>, F. Noferini<sup>k,ct</sup>,  
 P. Nomokonov<sup>bi</sup>, G. Nooren<sup>az</sup>, A. Nyanin<sup>co</sup>, A. Nyatha<sup>ap</sup>, J. Nystrand<sup>q</sup>, H. Oeschler<sup>ch,au</sup>,  
 S.K. Oh<sup>am,3</sup>, S. Oh<sup>du</sup>, L. Olah<sup>dt</sup>, J. Oleniacz<sup>dr</sup>, A.C. Oliveira Da Silva<sup>dg</sup>, J. Onderwaater<sup>cl</sup>,  
 C. Oppedisano<sup>cz</sup>, A. Ortiz Velasquez<sup>ae</sup>, A. Oskarsson<sup>ae</sup>, J. Otwinowski<sup>cl</sup>, K. Oyama<sup>ch</sup>,  
 Y. Pachmayer<sup>ch</sup>, M. Pachr<sup>aj</sup>, P. Pagano<sup>ab</sup>, G. Paić<sup>bf</sup>, F. Painke<sup>al</sup>, C. Pajares<sup>o</sup>, S.K. Pal<sup>dp</sup>,  
 A. Palaha<sup>cq</sup>, A. Palmeri<sup>cv</sup>, V. Papikyan<sup>a</sup>, G.S. Pappalardo<sup>cv</sup>, W.J. Park<sup>cl</sup>, A. Passfeld<sup>av</sup>,  
 D.I. Patalakha<sup>ax</sup>, V. Paticchio<sup>cs</sup>, B. Paul<sup>cp</sup>, T. Pawlak<sup>dr</sup>, T. Peitzmann<sup>az</sup>,  
 H. Pereira Da Costa<sup>m</sup>, E. Pereira De Oliveira Filho<sup>dg</sup>, D. Peresunko<sup>co</sup>, C.E. Pérez Lara<sup>bw</sup>,  
 D. Perrino<sup>ad</sup>, W. Peryt<sup>dr,4</sup>, A. Pesci<sup>ct</sup>, Y. Pestov<sup>d</sup>, V. Petráček<sup>aj</sup>, M. Petran<sup>aj</sup>, M. Petris<sup>bt</sup>,  
 P. Petrov<sup>cq</sup>, M. Petrovici<sup>bt</sup>, C. Petta<sup>z</sup>, S. Piano<sup>cy</sup>, M. Pikna<sup>ai</sup>, P. Pillot<sup>da</sup>, O. Pinazza<sup>ct,ag</sup>,  
 L. Pinsky<sup>di</sup>, N. Pitz<sup>at</sup>, D.B. Piyarathna<sup>di</sup>, M. Planinic<sup>cm</sup>, M. Płoskoń<sup>bp</sup>, J. Pluta<sup>dr</sup>,  
 S. Pochybova<sup>dt</sup>, P.L.M. Podesta-Lerma<sup>df</sup>, M.G. Poghosyan<sup>ag</sup>, B. Polichtchouk<sup>ax</sup>,  
 N. Poljak<sup>cm,az</sup>, A. Pop<sup>bt</sup>, S. Porteboeuf-Houssais<sup>bl</sup>, V. Pospíšil<sup>aj</sup>, B. Potukuchi<sup>cf</sup>,  
 S.K. Prasad<sup>ds</sup>, R. Preghenella<sup>ct,k</sup>, F. Prino<sup>cz</sup>, C.A. Pruneau<sup>ds</sup>, I. Pshenichnov<sup>ay</sup>, G. Puddu<sup>u</sup>,  
 V. Punin<sup>cn</sup>, J. Putschke<sup>ds</sup>, H. Qvigstad<sup>t</sup>, A. Rachevski<sup>cy</sup>, A. Rademakers<sup>ag</sup>, J. Rak<sup>dj</sup>,  
 A. Rakotozafindrabe<sup>m</sup>, L. Ramello<sup>ac</sup>, S. Raniwala<sup>cg</sup>, R. Raniwala<sup>cg</sup>, S.S. Räsänen<sup>an</sup>,  
 B.T. Rascanu<sup>at</sup>, D. Rathee<sup>cc</sup>, W. Rauch<sup>ag</sup>, A.W. Rauf<sup>n</sup>, V. Razazi<sup>u</sup>, K.F. Read<sup>dk</sup>, J.S. Real<sup>bm</sup>,  
 K. Redlich<sup>bs,5</sup>, R.J. Reed<sup>du</sup>, A. Rehman<sup>q</sup>, P. Reichelt<sup>at</sup>, M. Reicher<sup>az</sup>, F. Reidt<sup>ag,ch</sup>,  
 R. Renfordt<sup>at</sup>, A.R. Reolon<sup>bn</sup>, A. Reshetin<sup>ay</sup>, F. Rettig<sup>al</sup>, J.-P. Revol<sup>ag</sup>, K. Reygers<sup>ch</sup>,  
 L. Riccati<sup>cz</sup>, R.A. Ricci<sup>bo</sup>, T. Richert<sup>ae</sup>, M. Richter<sup>t</sup>, P. Riedler<sup>ag</sup>, W. Riegler<sup>ag</sup>, F. Riggi<sup>z</sup>,  
 A. Rivetti<sup>cz</sup>, M. Rodríguez Cahuantzi<sup>b</sup>, A. Rodríguez Manso<sup>bw</sup>, K. Røed<sup>q,t</sup>, E. Rogochaya<sup>bi</sup>,  
 S. Rohni<sup>cf</sup>, D. Rohr<sup>al</sup>, D. Röhrich<sup>q</sup>, R. Romita<sup>bx,cl</sup>, F. Ronchetti<sup>bn</sup>, P. Rosnet<sup>bl</sup>,  
 S. Rossegger<sup>ag</sup>, A. Rossi<sup>ag</sup>, P. Roy<sup>cp</sup>, C. Roy<sup>aw</sup>, A.J. Rubio Montero<sup>i</sup>, R. Rui<sup>v</sup>, R. Russo<sup>w</sup>,  
 E. Ryabinkin<sup>co</sup>, A. Rybicki<sup>dd</sup>, S. Sadovskiy<sup>ax</sup>, K. Šafařík<sup>ag</sup>, R. Sahoo<sup>aq</sup>, P.K. Sahu<sup>bd</sup>,  
 J. Saini<sup>dp</sup>, H. Sakaguchi<sup>ao</sup>, S. Sakai<sup>bp,bn</sup>, D. Sakata<sup>dm</sup>, C.A. Salgado<sup>o</sup>, J. Salzwedel<sup>r</sup>,  
 S. Sambyal<sup>cf</sup>, V. Samsonov<sup>ca</sup>, X. Sanchez Castro<sup>bf,aw</sup>, L. Šándor<sup>bb</sup>, A. Sandoval<sup>bg</sup>,  
 M. Sano<sup>dm</sup>, G. Santagati<sup>z</sup>, R. Santoro<sup>k,ag</sup>, D. Sarkar<sup>dp</sup>, E. Scapparone<sup>ct</sup>, F. Scarlassara<sup>aa</sup>,  
 R.P. Scharenberg<sup>cj</sup>, C. Schiaua<sup>bt</sup>, R. Schicker<sup>ch</sup>, C. Schmidt<sup>cl</sup>, H.R. Schmidt<sup>af</sup>,  
 S. Schuchmann<sup>at</sup>, J. Schukraft<sup>ag</sup>, M. Schulc<sup>aj</sup>, T. Schuster<sup>du</sup>, Y. Schutz<sup>ag,da</sup>, K. Schwarz<sup>cl</sup>,

K. Schweda<sup>cl</sup>, G. Scioli<sup>y</sup>, E. Scomparin<sup>cz</sup>, R. Scott<sup>dk</sup>, P.A. Scott<sup>cq</sup>, G. Segato<sup>aa</sup>,  
 I. Selyuzhenkov<sup>cl</sup>, J. Seo<sup>ck</sup>, S. Serci<sup>u</sup>, E. Serradilla<sup>i,bg</sup>, A. Sevcenco<sup>be</sup>, A. Shabetai<sup>da</sup>,  
 G. Shabratova<sup>bi</sup>, R. Shahoyan<sup>ag</sup>, S. Sharma<sup>cf</sup>, N. Sharma<sup>dk</sup>, K. Shigaki<sup>ao</sup>, K. Shtejer<sup>h</sup>,  
 Y. Sibiriyak<sup>co</sup>, S. Siddhanta<sup>cu</sup>, T. Siemiarczuk<sup>bs</sup>, D. Silvermyr<sup>bz</sup>, C. Silvestre<sup>bm</sup>,  
 G. Simatovic<sup>cm</sup>, R. Singaraju<sup>dp</sup>, R. Singh<sup>cf</sup>, S. Singha<sup>dp</sup>, V. Singhal<sup>dp</sup>, B.C. Sinha<sup>dp</sup>,  
 T. Sinha<sup>cp</sup>, B. Sitar<sup>ai</sup>, M. Sitta<sup>ac</sup>, T.B. Skaali<sup>t</sup>, K. Skjerdal<sup>q</sup>, R. Smakal<sup>aj</sup>, N. Smirnov<sup>du</sup>,  
 R.J.M. Snellings<sup>az</sup>, C. Søgaard<sup>ae</sup>, R. Soltz<sup>bq</sup>, M. Song<sup>dv</sup>, J. Song<sup>ck</sup>, C. Soos<sup>ag</sup>, F. Soramel<sup>aa</sup>,  
 M. Spacek<sup>aj</sup>, I. Sputowska<sup>dd</sup>, M. Spyropoulou-Stassinaki<sup>cd</sup>, B.K. Srivastava<sup>cj</sup>, J. Stachel<sup>ch</sup>,  
 I. Stan<sup>be</sup>, G. Stefanek<sup>bs</sup>, M. Steinpreis<sup>r</sup>, E. Stenlund<sup>ae</sup>, G. Steyn<sup>bh</sup>, J.H. Stiller<sup>ch</sup>,  
 D. Stocco<sup>da</sup>, M. Stolpovskiy<sup>ax</sup>, P. Strmen<sup>ai</sup>, A.A.P. Suaide<sup>dg</sup>, M.A. Subieta Vásquez<sup>w</sup>,  
 T. Sugitate<sup>ao</sup>, C. Suire<sup>ar</sup>, M. Suleymanov<sup>n</sup>, R. Sultanov<sup>ba</sup>, M. Šumbera<sup>by</sup>, T. Susa<sup>cm</sup>,  
 T.J.M. Symons<sup>bp</sup>, A. Szanto de Toledo<sup>dg</sup>, I. Szarka<sup>ai</sup>, A. Szczepankiewicz<sup>ag</sup>,  
 M. Szymański<sup>dr</sup>, J. Takahashi<sup>dh</sup>, M.A. Tangaro<sup>ad</sup>, J.D. Tapia Takaki<sup>ar</sup>, A. Tarantola Peloni<sup>at</sup>,  
 A. Tarazona Martinez<sup>ag</sup>, A. Tauro<sup>ag</sup>, G. Tejeda Muñoz<sup>b</sup>, A. Telesca<sup>ag</sup>, C. Terrevoli<sup>ad</sup>,  
 A. Ter Minasyan<sup>co,br</sup>, J. Thäder<sup>cl</sup>, D. Thomas<sup>az</sup>, R. Tieulent<sup>dn</sup>, A.R. Timmins<sup>di</sup>, A. Toia<sup>cw,al</sup>,  
 H. Torii<sup>dl</sup>, V. Trubnikov<sup>c</sup>, W.H. Trzaska<sup>dj</sup>, T. Tsuji<sup>dl</sup>, A. Tumkin<sup>cn</sup>, R. Turrisi<sup>cw</sup>, T.S. Tveter<sup>t</sup>,  
 J. Ulery<sup>at</sup>, K. Ullaland<sup>q</sup>, J. Ulrich<sup>as</sup>, A. Uras<sup>dn</sup>, G.M. Urciuoli<sup>cx</sup>, G.L. Usai<sup>u</sup>, M. Vajzer<sup>by</sup>,  
 M. Vala<sup>bb,bi</sup>, L. Valencia Palomo<sup>ar</sup>, P. Vande Vyvre<sup>ag</sup>, L. Vannucci<sup>bo</sup>, J.W. Van Hoorne<sup>ag</sup>,  
 M. van Leeuwen<sup>az</sup>, A. Vargas<sup>b</sup>, R. Varma<sup>ap</sup>, M. Vasileiou<sup>cd</sup>, A. Vasiliev<sup>co</sup>, V. Vechernin<sup>do</sup>,  
 M. Veldhoen<sup>az</sup>, M. Venaruzzo<sup>v</sup>, E. Vercellin<sup>w</sup>, S. Vergara<sup>b</sup>, R. Vernet<sup>g</sup>, M. Verweij<sup>ds,az</sup>,  
 L. Vickovic<sup>dc</sup>, G. Viesti<sup>aa</sup>, J. Viinikainen<sup>dj</sup>, Z. Vilakazi<sup>bh</sup>, O. Villalobos Baillie<sup>cq</sup>,  
 A. Vinogradov<sup>co</sup>, L. Vinogradov<sup>do</sup>, Y. Vinogradov<sup>cn</sup>, T. Virgili<sup>ab</sup>, Y.P. Vijoyi<sup>dp</sup>,  
 A. Vodopyanov<sup>bi</sup>, M.A. Völkl<sup>ch</sup>, S. Voloshin<sup>ds</sup>, K. Voloshin<sup>ba</sup>, G. Volpe<sup>ag</sup>, B. von Haller<sup>ag</sup>,  
 I. Vorobyev<sup>do</sup>, D. Vranic<sup>ag,cl</sup>, J. Vrláková<sup>ak</sup>, B. Vulpescu<sup>bl</sup>, A. Vyushin<sup>cn</sup>, B. Wagner<sup>q</sup>,  
 V. Wagner<sup>aj</sup>, J. Wagner<sup>cl</sup>, Y. Wang<sup>ch</sup>, Y. Wang<sup>f</sup>, M. Wang<sup>f</sup>, D. Watanabe<sup>dm</sup>,  
 K. Watanabe<sup>dm</sup>, M. Weber<sup>di</sup>, J.P. Wessels<sup>av</sup>, U. Westerhoff<sup>av</sup>, J. Wiechula<sup>af</sup>, J. Wikne<sup>t</sup>,  
 M. Wilde<sup>av</sup>, G. Wilk<sup>bs</sup>, J. Wilkinson<sup>ch</sup>, M.C.S. Williams<sup>ct</sup>, B. Windelband<sup>ch</sup>, M. Winn<sup>ch</sup>,  
 C. Xiang<sup>f</sup>, C.G. Yaldo<sup>ds</sup>, Y. Yamaguchi<sup>dl</sup>, H. Yang<sup>m,az</sup>, P. Yang<sup>f</sup>, S. Yang<sup>q</sup>, S. Yano<sup>ao</sup>,  
 S. Yasnopolskiy<sup>co</sup>, J. Yi<sup>ck</sup>, Z. Yin<sup>f</sup>, I.-K. Yoo<sup>ck</sup>, I. Yushmanov<sup>co</sup>, V. Zaccolo<sup>bv</sup>, C. Zach<sup>aj</sup>,  
 C. Zampolli<sup>ct</sup>, S. Zaporozhets<sup>bi</sup>, A. Zarochentsev<sup>do</sup>, P. Závada<sup>bc</sup>, N. Zaviyalov<sup>cn</sup>,  
 H. Zbroszczyk<sup>dr</sup>, P. Zelniczek<sup>as</sup>, I.S. Zgura<sup>be</sup>, M. Zhalov<sup>ca</sup>, F. Zhang<sup>f</sup>, Y. Zhang<sup>f</sup>, H. Zhang<sup>f</sup>,  
 X. Zhang<sup>bp,bl,f</sup>, D. Zhou<sup>f</sup>, Y. Zhou<sup>az</sup>, F. Zhou<sup>f</sup>, X. Zhu<sup>f</sup>, J. Zhu<sup>f</sup>, J. Zhu<sup>f</sup>, H. Zhu<sup>f</sup>,  
 A. Zichichi<sup>k,y</sup>, M.B. Zimmermann<sup>av,ag</sup>, A. Zimmermann<sup>ch</sup>, G. Zinovjev<sup>c</sup>, Y. Zoccarato<sup>dn</sup>,  
 M. Zynovyev<sup>c</sup>, M. Zyzak<sup>at</sup>

<sup>a</sup> A.I. Alikhanyan National Science Laboratory (Yerevan Physics Institute) Foundation, Yerevan, Armenia

<sup>b</sup> Benemérita Universidad Autónoma de Puebla, Puebla, Mexico

<sup>c</sup> Bogolyubov Institute for Theoretical Physics, Kiev, Ukraine

<sup>d</sup> Budker Institute for Nuclear Physics, Novosibirsk, Russia

<sup>e</sup> California Polytechnic State University, San Luis Obispo, CA, United States

<sup>f</sup> Central China Normal University, Wuhan, China

<sup>g</sup> Centre de Calcul de l'IN2P3, Villeurbanne, France

<sup>h</sup> Centro de Aplicaciones Tecnológicas y Desarrollo Nuclear (CEADEN), Havana, Cuba

<sup>i</sup> Centro de Investigaciones Energéticas Medioambientales y Tecnológicas (CIEMAT), Madrid, Spain

<sup>j</sup> Centro de Investigación y de Estudios Avanzados (CINVESTAV), Mexico City and Mérida, Mexico

<sup>k</sup> Centro Fermi – Museo Storico della Fisica e Centro Studi e Ricerche “Enrico Fermi”, Rome, Italy

<sup>l</sup> Chicago State University, Chicago, United States

<sup>m</sup> Commissariat à l’Energie Atomique, IRFU, Saclay, France

<sup>n</sup> COMSATS Institute of Information Technology (CIIT), Islamabad, Pakistan

<sup>o</sup> Departamento de Física de Partículas and IGFAE, Universidad de Santiago de Compostela, Santiago de Compostela, Spain

<sup>p</sup> Department of Physics, Aligarh Muslim University, Aligarh, India

<sup>q</sup> Department of Physics and Technology, University of Bergen, Bergen, Norway

<sup>r</sup> Department of Physics, Ohio State University, Columbus, OH, United States

<sup>s</sup> Department of Physics, Sejong University, Seoul, South Korea

<sup>t</sup> Department of Physics, University of Oslo, Oslo, Norway

<sup>u</sup> Dipartimento di Fisica dell’Università and Sezione INFN, Cagliari, Italy

<sup>v</sup> Dipartimento di Fisica dell’Università and Sezione INFN, Trieste, Italy

<sup>w</sup> Dipartimento di Fisica dell’Università and Sezione INFN, Turin, Italy

<sup>x</sup> Dipartimento di Fisica dell’Università ‘La Sapienza’ and Sezione INFN, Rome, Italy

<sup>y</sup> Dipartimento di Fisica e Astronomia dell’Università and Sezione INFN, Bologna, Italy

<sup>z</sup> Dipartimento di Fisica e Astronomia dell’Università and Sezione INFN, Catania, Italy

<sup>aa</sup> Dipartimento di Fisica e Astronomia dell’Università and Sezione INFN, Padova, Italy

- <sup>ab</sup> Dipartimento di Fisica 'E.R. Caianiello' dell'Università and Gruppo Collegato INFN, Salerno, Italy
- <sup>ac</sup> Dipartimento di Scienze e Innovazione Tecnologica dell'Università del Piemonte Orientale and Gruppo Collegato INFN, Alessandria, Italy
- <sup>ad</sup> Dipartimento Interateneo di Fisica 'M. Merlin' and Sezione INFN, Bari, Italy
- <sup>ae</sup> Division of Experimental High Energy Physics, University of Lund, Lund, Sweden
- <sup>af</sup> Eberhard Karls Universität Tübingen, Tübingen, Germany
- <sup>ag</sup> European Organization for Nuclear Research (CERN), Geneva, Switzerland
- <sup>ah</sup> Faculty of Engineering, Bergen University College, Bergen, Norway
- <sup>ai</sup> Faculty of Mathematics, Physics and Informatics, Comenius University, Bratislava, Slovakia
- <sup>aj</sup> Faculty of Nuclear Sciences and Physical Engineering, Czech Technical University in Prague, Prague, Czech Republic
- <sup>ak</sup> Faculty of Science, P.J. Šafárik University, Košice, Slovakia
- <sup>al</sup> Frankfurt Institute for Advanced Studies, Johann Wolfgang Goethe-Universität Frankfurt, Frankfurt, Germany
- <sup>am</sup> Gangneung-Wonju National University, Gangneung, South Korea
- <sup>an</sup> Helsinki Institute of Physics (HIP), Helsinki, Finland
- <sup>ao</sup> Hiroshima University, Hiroshima, Japan
- <sup>ap</sup> Indian Institute of Technology Bombay (IIT), Mumbai, India
- <sup>aq</sup> Indian Institute of Technology Indore (IIT), India
- <sup>ar</sup> Institut de Physique Nucléaire d'Orsay (IPNO), Université Paris-Sud, CNRS-IN2P3, Orsay, France
- <sup>as</sup> Institut für Informatik, Johann Wolfgang Goethe-Universität Frankfurt, Frankfurt, Germany
- <sup>at</sup> Institut für Kernphysik, Johann Wolfgang Goethe-Universität Frankfurt, Frankfurt, Germany
- <sup>au</sup> Institut für Kernphysik, Technische Universität Darmstadt, Darmstadt, Germany
- <sup>av</sup> Institut für Kernphysik, Westfälische Wilhelms-Universität Münster, Münster, Germany
- <sup>aw</sup> Institut Pluridisciplinaire Hubert Curien (IPHC), Université de Strasbourg, CNRS-IN2P3, Strasbourg, France
- <sup>ax</sup> Institute for High Energy Physics, Protvino, Russia
- <sup>ay</sup> Institute for Nuclear Research, Academy of Sciences, Moscow, Russia
- <sup>az</sup> Institute for Subatomic Physics of Utrecht University, Utrecht, Netherlands
- <sup>ba</sup> Institute for Theoretical and Experimental Physics, Moscow, Russia
- <sup>bb</sup> Institute of Experimental Physics, Slovak Academy of Sciences, Košice, Slovakia
- <sup>bc</sup> Institute of Physics, Academy of Sciences of the Czech Republic, Prague, Czech Republic
- <sup>bd</sup> Institute of Physics, Bhubaneswar, India
- <sup>be</sup> Institute of Space Science (ISS), Bucharest, Romania
- <sup>bf</sup> Instituto de Ciencias Nucleares, Universidad Nacional Autónoma de México, Mexico City, Mexico
- <sup>bg</sup> Instituto de Física, Universidad Nacional Autónoma de México, Mexico City, Mexico
- <sup>bh</sup> iThemba LABS, National Research Foundation, Somerset West, South Africa
- <sup>bi</sup> Joint Institute for Nuclear Research (JINR), Dubna, Russia
- <sup>bj</sup> Korea Institute of Science and Technology Information, Daejeon, South Korea
- <sup>bk</sup> KTO Karatay University, Konya, Turkey
- <sup>bl</sup> Laboratoire de Physique Corpusculaire (LPC), Clermont Université, Université Blaise Pascal, CNRS-IN2P3, Clermont-Ferrand, France
- <sup>bm</sup> Laboratoire de Physique Subatomique et de Cosmologie (LPSC), Université Joseph Fourier, CNRS-IN2P3, Institut Polytechnique de Grenoble, Grenoble, France
- <sup>bn</sup> Laboratori Nazionali di Frascati, INFN, Frascati, Italy
- <sup>bo</sup> Laboratori Nazionali di Legnaro, INFN, Legnaro, Italy
- <sup>bp</sup> Lawrence Berkeley National Laboratory, Berkeley, CA, United States
- <sup>bq</sup> Lawrence Livermore National Laboratory, Livermore, CA, United States
- <sup>br</sup> Moscow Engineering Physics Institute, Moscow, Russia
- <sup>bs</sup> National Centre for Nuclear Studies, Warsaw, Poland
- <sup>bt</sup> National Institute for Physics and Nuclear Engineering, Bucharest, Romania
- <sup>bu</sup> National Institute of Science Education and Research, Bhubaneswar, India
- <sup>bv</sup> Niels Bohr Institute, University of Copenhagen, Copenhagen, Denmark
- <sup>bw</sup> Nikhef, National Institute for Subatomic Physics, Amsterdam, Netherlands
- <sup>bx</sup> Nuclear Physics Group, STFC Daresbury Laboratory, Daresbury, United Kingdom
- <sup>by</sup> Nuclear Physics Institute, Academy of Sciences of the Czech Republic, Řež u Prahy, Czech Republic
- <sup>bz</sup> Oak Ridge National Laboratory, Oak Ridge, TN, United States
- <sup>ca</sup> Petersburg Nuclear Physics Institute, Gatchina, Russia
- <sup>cb</sup> Physics Department, Creighton University, Omaha, NE, United States
- <sup>cc</sup> Physics Department, Panjab University, Chandigarh, India
- <sup>cd</sup> Physics Department, University of Athens, Athens, Greece
- <sup>ce</sup> Physics Department, University of Cape Town, Cape Town, South Africa
- <sup>cf</sup> Physics Department, University of Jammu, Jammu, India
- <sup>cg</sup> Physics Department, University of Rajasthan, Jaipur, India
- <sup>ch</sup> Physikalisches Institut, Ruprecht-Karls-Universität Heidelberg, Heidelberg, Germany
- <sup>ci</sup> Politecnico di Torino, Turin, Italy
- <sup>cj</sup> Purdue University, West Lafayette, IN, United States
- <sup>ck</sup> Pusan National University, Pusan, South Korea
- <sup>cl</sup> Research Division and ExtreMe Matter Institute EMMI, GSI Helmholtzzentrum für Schwerionenforschung, Darmstadt, Germany
- <sup>cm</sup> Rudjer Bošković Institute, Zagreb, Croatia
- <sup>cn</sup> Russian Federal Nuclear Center (VNIIEF), Sarov, Russia
- <sup>co</sup> Russian Research Centre Kurchatov Institute, Moscow, Russia
- <sup>cp</sup> Saha Institute of Nuclear Physics, Kolkata, India
- <sup>cq</sup> School of Physics and Astronomy, University of Birmingham, Birmingham, United Kingdom
- <sup>cr</sup> Sección Física, Departamento de Ciencias, Pontificia Universidad Católica del Perú, Lima, Peru
- <sup>cs</sup> Sezione INFN, Bari, Italy
- <sup>ct</sup> Sezione INFN, Bologna, Italy
- <sup>cu</sup> Sezione INFN, Cagliari, Italy
- <sup>cv</sup> Sezione INFN, Catania, Italy
- <sup>cw</sup> Sezione INFN, Padova, Italy
- <sup>cx</sup> Sezione INFN, Rome, Italy
- <sup>cy</sup> Sezione INFN, Trieste, Italy
- <sup>cz</sup> Sezione INFN, Turin, Italy
- <sup>da</sup> SUBATECH, Ecole des Mines de Nantes, Université de Nantes, CNRS-IN2P3, Nantes, France
- <sup>db</sup> Suranaree University of Technology, Nakhon Ratchasima, Thailand

- <sup>dc</sup> *Technical University of Split FESB, Split, Croatia*  
<sup>dd</sup> *The Henryk Niewodniczanski Institute of Nuclear Physics, Polish Academy of Sciences, Cracow, Poland*  
<sup>de</sup> *The University of Texas at Austin, Physics Department, Austin, TX, United States*  
<sup>df</sup> *Universidad Autónoma de Sinaloa, Culiacán, Mexico*  
<sup>dg</sup> *Universidade de São Paulo (USP), São Paulo, Brazil*  
<sup>dh</sup> *Universidade Estadual de Campinas (UNICAMP), Campinas, Brazil*  
<sup>di</sup> *University of Houston, Houston, TX, United States*  
<sup>dj</sup> *University of Jyväskylä, Jyväskylä, Finland*  
<sup>dk</sup> *University of Tennessee, Knoxville, TN, United States*  
<sup>dl</sup> *University of Tokyo, Tokyo, Japan*  
<sup>dm</sup> *University of Tsukuba, Tsukuba, Japan*  
<sup>dn</sup> *Université de Lyon, Université Lyon 1, CNRS/IN2P3, IPN-Lyon, Villeurbanne, France*  
<sup>do</sup> *V. Fock Institute for Physics, St. Petersburg State University, St. Petersburg, Russia*  
<sup>dp</sup> *Variable Energy Cyclotron Centre, Kolkata, India*  
<sup>dq</sup> *Vestfold University College, Tonsberg, Norway*  
<sup>dr</sup> *Warsaw University of Technology, Warsaw, Poland*  
<sup>ds</sup> *Wayne State University, Detroit, MI, United States*  
<sup>dt</sup> *Wigner Research Centre for Physics, Hungarian Academy of Sciences, Budapest, Hungary*  
<sup>du</sup> *Yale University, New Haven, CT, United States*  
<sup>dv</sup> *Yonsei University, Seoul, South Korea*  
<sup>dw</sup> *Zentrum für Technologietransfer und Telekommunikation (ZTT), Fachhochschule Worms, Worms, Germany*

<sup>1</sup> M.V. Lomonosov Moscow State University, D.V. Skobeltsyn Institute of Nuclear Physics, Moscow, Russia.

<sup>2</sup> University of Belgrade, Faculty of Physics and “Vinča” Institute of Nuclear Sciences, Belgrade, Serbia.

<sup>3</sup> Konkuk University, Seoul, South Korea.

<sup>4</sup> Deceased.

<sup>5</sup> Institute of Theoretical Physics, University of Wrocław, Wrocław, Poland.