

Higher harmonic flow coefficients of identified hadrons in Pb-Pb collisions at $\sqrt{s_{NN}}=2.76$ TeV

(ALICE Collaboration) Adam, J.; ...; Antičić, Tome; ...; Erhardt, Filip; ...; Gotovac, Sven; ...; Mudnić, Eugen; ...; ...

Source / Izvornik: **Journal of High Energy Physics, 2016, 2016**

Journal article, Published version

Rad u časopisu, Objavljena verzija rada (izdavačev PDF)

[https://doi.org/10.1007/JHEP09\(2016\)164](https://doi.org/10.1007/JHEP09(2016)164)

Permanent link / Trajna poveznica: <https://urn.nsk.hr/urn:nbn:hr:217:146491>

Rights / Prava: [In copyright](#)/[Zaštićeno autorskim pravom.](#)

Download date / Datum preuzimanja: **2025-01-01**



Repository / Repozitorij:

[Repository of the Faculty of Science - University of Zagreb](#)



Higher harmonic flow coefficients of identified hadrons in Pb-Pb collisions at $\sqrt{s_{\text{NN}}} = 2.76$ TeV



ALICE

The ALICE collaboration

E-mail: ALICE-publications@cern.ch

ABSTRACT: The elliptic, triangular, quadrangular and pentagonal anisotropic flow coefficients for π^\pm , K^\pm and $p+\bar{p}$ in Pb-Pb collisions at $\sqrt{s_{\text{NN}}} = 2.76$ TeV were measured with the ALICE detector at the Large Hadron Collider. The results were obtained with the Scalar Product method, correlating the identified hadrons with reference particles from a different pseudorapidity region. Effects not related to the common event symmetry planes (non-flow) were estimated using correlations in pp collisions and were subtracted from the measurement. The obtained flow coefficients exhibit a clear mass ordering for transverse momentum (p_{T}) values below ≈ 3 GeV/ c . In the intermediate p_{T} region ($3 < p_{\text{T}} < 6$ GeV/ c), particles group at an approximate level according to the number of constituent quarks, suggesting that coalescence might be the relevant particle production mechanism in this region. The results for $p_{\text{T}} < 3$ GeV/ c are described fairly well by a hydrodynamical model (iEBE-VISHNU) that uses initial conditions generated by A Multi-Phase Transport model (AMPT) and describes the expansion of the fireball using a value of 0.08 for the ratio of shear viscosity to entropy density (η/s), coupled to a hadronic cascade model (UrQMD). Finally, expectations from AMPT alone fail to quantitatively describe the measurements for all harmonics throughout the measured transverse momentum region. However, the comparison to the AMPT model highlights the importance of the late hadronic rescattering stage to the development of the observed mass ordering at low values of p_{T} and of coalescence as a particle production mechanism for the particle type grouping at intermediate values of p_{T} for all harmonics.

KEYWORDS: Hadron-Hadron scattering (experiments)

ARXIV EPRINT: [1606.06057](https://arxiv.org/abs/1606.06057)

Contents

1	Introduction	1
2	Experimental setup	3
3	Event sample, track selection and particle identification	4
3.1	Trigger selection and data sample	4
3.2	Track selection	5
3.3	Identification of π^\pm , K^\pm and $p+\bar{p}$	6
4	Analysis technique	7
4.1	Scalar Product method	7
4.2	Estimation of non-flow correlations	8
5	Systematic uncertainties	9
6	Results and discussion	12
6.1	Centrality dependence of flow harmonics	12
6.2	Evolution of flow harmonics in ultra-central Pb-Pb collisions	16
6.3	Mass ordering	16
6.4	Test of scaling properties	19
6.5	Comparison with models	21
6.5.1	Comparison with iEBE-VISHNU	21
6.5.2	Comparison with AMPT	23
7	Conclusions	25
A	Additional figures	28
A.1	Integrated v_n	28
A.2	NCQ scaling	29
A.3	KE_T scaling	30
	The ALICE collaboration	36

1 Introduction

Quantum chromodynamics (QCD) calculations on the lattice [1, 2] suggest that at high values of temperature and energy density a transition takes place from ordinary nuclear matter to a state where the constituents, the quarks and the gluons, are deconfined. This state of matter is called the quark-gluon plasma (QGP) [3–5]. The aim of the heavy-ion

program at the Large Hadron Collider (LHC) is to study the QGP properties, such as the equation of state, the speed of sound in the medium, and the value of the ratio of shear viscosity to entropy density (η/s).

One of the important observables sensitive to the properties of the QGP is the azimuthal distribution of particles emitted in the plane transverse to the beam direction. In non-central collisions between two heavy ions the overlap region is not isotropic. This spatial anisotropy of the overlap region is transformed into an anisotropy in momentum space initially through interactions between partons and at later stages between the produced particles. The resulting anisotropy is usually expressed in terms of a Fourier series in azimuthal angle φ [6, 7] according to

$$E \frac{d^3 N}{dp^3} = \frac{1}{2\pi} \frac{d^2 N}{p_T dp_T d\eta} \left\{ 1 + 2 \sum_{n=1}^{\infty} v_n(p_T, \eta) \cos[n(\varphi - \Psi_n)] \right\}, \quad (1.1)$$

where E , N , p , p_T , φ and η are the energy, particle yield, total momentum, transverse momentum, azimuthal angle and pseudorapidity of particles, respectively, and Ψ_n is the azimuthal angle of the symmetry plane of the n^{th} -order harmonic [8–11]. The n^{th} -order flow coefficients are denoted as v_n and can be calculated as

$$v_n = \langle \cos[n(\varphi - \Psi_n)] \rangle, \quad (1.2)$$

where the brackets denote an average over all particles in all events. Since the symmetry planes are not accessible experimentally, the flow coefficients are estimated solely from the azimuthal angles of the produced particles. The second Fourier coefficient, v_2 , measures the elliptic flow, i.e. the momentum space azimuthal anisotropy of particle emission relative to the second harmonic symmetry plane. The study of v_2 at both the Relativistic Heavy Ion Collider (RHIC) and the LHC contributed significantly to the realisation that the produced system can be described as a strongly-coupled quark-gluon plasma (sQGP) with a small value of η/s , very close to the conjectured lower limit of $1/4\pi$ from AdS/CFT [12].

In addition, the overlap region of the colliding nuclei exhibits an irregular shape [8–11, 13]. The irregularities originate from the initial density profile of nucleons participating in the collision, which is not isotropic and differs from one event to the other. This, in turn, causes the symmetry plane of the irregular shape to fluctuate in every event around the reaction plane, defined by the impact parameter vector and the beam axis, and also gives rise to the additional higher harmonic symmetry planes Ψ_n . The initial state fluctuations yield higher order flow harmonics such as v_3 , v_4 , and v_5 that are usually referred to as triangular, quadrangular, and pentagonal flow, respectively. Recent calculations [14, 15] suggest that their transverse momentum dependence is a more sensitive probe than elliptic flow not only of the initial geometry and its fluctuations, but also of η/s . The first measurements of the p_T -differential v_n , denoted as $v_n(p_T)$, of charged particles at the LHC [16–18] provided a strong testing ground for hydrodynamical calculations that attempt to describe the dynamical evolution of the system created in heavy-ion collisions.

An additional challenge for hydrodynamical calculations and a constraint on both the initial conditions and η/s can be provided by studying the flow coefficients of eq. (1.2) as

a function of collision centrality and transverse momentum for different particle species. The first results of such studies at RHIC [19–22] and the LHC [23, 24] revealed that an interplay of radial flow (the average velocity of the system’s collective radial expansion) and anisotropic flow leads to a characteristic mass dependence of $v_2(p_T)$ [25–27] for $p_T < 3 \text{ GeV}/c$. For higher values of transverse momentum up to $p_T \approx 6 \text{ GeV}/c$ these results indicate that the v_2 of baryons is larger than that of mesons. This behaviour was explained in a dynamical model where flow develops at the partonic level followed by quark coalescence into hadrons [28, 29]. This mechanism leads to the observed hierarchy in the values of $v_2(p_T)$, referred to as number of constituent quarks (NCQ) scaling. New results from ALICE [23] and PHENIX [30] exhibit deviations from the NCQ scaling at the level of $\pm 20\%$ for $p_T > 3 \text{ GeV}/c$. In addition, the LHC results showed also that the v_2 of the ϕ -meson at intermediate values of transverse momentum follows the baryon rather than the meson scaling for central Pb-Pb collisions [23]. Recently, the first results of $v_2(p_T)$, $v_3(p_T)$, and $v_4(p_T)$ for π^\pm , K^\pm and $p+\bar{p}$ for 50% most central Au-Au collisions at $\sqrt{s_{NN}} = 200 \text{ GeV}$ were reported [31]. The higher harmonic flow coefficients exhibit similar mass and particle-type dependences as v_2 up to intermediate values of p_T .

In this article, we report the results for the p_T -differential elliptic, triangular, quadrangular and pentagonal flow for π^\pm , K^\pm and $p+\bar{p}$ measured in Pb-Pb collisions at the centre of mass energy per nucleon pair $\sqrt{s_{NN}} = 2.76 \text{ TeV}$ with the ALICE detector [32, 33] at the LHC. The particles are identified using signals from both the Time Projection Chamber (TPC) and the Time Of Flight (TOF) detectors, described in section 2, with a procedure that is discussed in section 3. The results are obtained with the Scalar Product method described in section 4, and in detail in refs. [23, 34–36]. In this article, the identified hadron under study and the charged reference particles are obtained from different, non-overlapping pseudorapidity regions. A correction for correlations not related to the common symmetry plane (non-flow), like those arising from jets, resonance decays and quantum statistics correlations, is presented in section 4. This procedure relies on measuring the corresponding correlations in pp collisions and subtracting them from the v_n coefficients measured in Pb-Pb collisions to form the reported $v_n^{\text{sub}}(p_T)$, where the superscript ‘sub’ is used to stress the subtraction procedure. The systematic uncertainties of the measurements are described in section 5. All harmonics were measured separately for particles and anti-particles and were found to be compatible within the statistical uncertainties. Therefore, the $v_n^{\text{sub}}(p_T)$ for the average of the results for the opposite charges is reported. The results are reported in section 6 for the 0–50% centrality range of Pb-Pb collisions. Finally, results are also reported separately for ultra-central events, i.e. the 0–1% centrality range, where the role of the collision geometry is reduced and one expects that $v_n^{\text{sub}}(p_T)$ is mainly driven by the initial state fluctuations.

2 Experimental setup

ALICE [32, 33] is one of the four large experiments at the LHC, particularly designed to cope with the large charged-particle densities present in central Pb-Pb collisions [37]. By convention, the beam direction defines the z -axis, the x -axis is horizontal and points

towards the centre of the LHC, and the y -axis is vertical and points upwards. The apparatus consists of a set of detectors located in the central barrel, positioned inside a solenoidal magnet which generates a 0.5 T field parallel to the beam direction, and a set of forward detectors.

The Inner Tracking System (ITS) [32] and the TPC [38] are the main tracking detectors of the central barrel. The ITS consists of six layers of silicon detectors employing three different technologies. The two innermost layers, positioned at $r = 3.9$ cm and 7.6 cm, are Silicon Pixel Detectors (SPD), followed by two layers of Silicon Drift Detectors (SDD) ($r = 15$ cm and 23.9 cm). Finally, the two outermost layers are double-sided Silicon Strip Detectors (SSD) at $r = 38$ cm and 43 cm. The TPC surrounds the ITS and provides full azimuthal coverage in the pseudorapidity range $|\eta| < 0.9$.

Charged pions, kaons and protons were identified using the information from the TPC and the TOF detectors [32]. The TPC allows for a simultaneous measurement of the momentum of a particle and its specific energy loss $\langle dE/dx \rangle$ in the gas. The detector provides a separation by at least 2 standard deviations for the hadron species at $p_T < 0.7$ GeV/ c and the possibility to identify particles in the relativistic rise region of dE/dx (i.e. $2 < p_T < 20$ GeV/ c) [33]. The dE/dx resolution for the 5% most central Pb-Pb collisions is 6.5% and improves for more peripheral collisions. The TOF detector is placed around the TPC and provides a 3σ separation between π -K and K-p up to $p_T = 2.5$ GeV/ c and $p_T = 4$ GeV/ c , respectively [33]. This is done by measuring the flight time of particles from the collision point with a resolution of about 80 ps. The start time for the TOF measurement is provided by the T0 detectors, two arrays of Cherenkov counters positioned at opposite sides of the interaction points covering $4.6 < \eta < 4.9$ (T0A) and $-3.3 < \eta < -3.0$ (T0C). The start time is also determined using a combinatorial algorithm that compares the timestamps of particle hits measured by the TOF to the expected times of the tracks, assuming a common event time t_{ev} [33]. Both methods of estimating the start time are fully efficient for the 50% most central Pb-Pb collisions.

A set of forward detectors, the V0 scintillator arrays [39], were used in the trigger logic and for the determination of the collision centrality, discussed in the next section. The V0 consists of two systems, the V0A and the V0C, that are positioned on each side of the interaction point and cover the pseudorapidity ranges of $2.8 < \eta < 5.1$ and $-3.7 < \eta < -1.7$, respectively.

For more details on the ALICE experimental setup and the performance of the detectors, see refs. [32, 33].

3 Event sample, track selection and particle identification

3.1 Trigger selection and data sample

The analysis is performed on data from pp and Pb-Pb collisions at $\sqrt{s_{NN}} = 2.76$ TeV collected with the ALICE detector in 2011. The minimum bias trigger in pp collisions required at least one hit in either of the V0 detectors or the SPD. In Pb-Pb collisions, minimum bias events were triggered by the coincidence between signals from the two sides of the V0 detector. In addition, in Pb-Pb collisions, an online selection based on the

V0 detectors was used to increase the number of central (i.e. 0–10% centrality range) and semi-central (i.e. 10–50% centrality range) events. An offline event selection, exploiting the signal arrival time in V0A and V0C, measured with a 1 ns resolution, was used to discriminate background (e.g. beam-gas) from collision events. This led to a reduction of background events in the analysed samples to a negligible fraction ($< 0.1\%$) [33]. All events selected for the analysis had a reconstructed primary vertex position along the beam axis (z_{vtx}) within 10 cm from the nominal interaction point. Finally, events with multiple reconstructed vertices were rejected, leading to a negligible amount of pile-up events for all systems [33]. After all the selection criteria, a filtered data sample of approximately 25×10^6 Pb-Pb and 20×10^6 pp events were analysed to produce the results presented in this article.

Events were classified according to fractions of the inelastic cross section and correspond to the 50% most central Pb-Pb collisions. The 0–1% interval represents the most central interactions (i.e. smallest impact parameter) and will be referred to as ultra-central collisions in the following. On the other hand, the 40–50% interval corresponds to the most peripheral (i.e. largest impact parameter) collisions in the analysed sample, imposed by the usage of the semi-central trigger for the collected sample in 2011. The centrality of the collision was estimated using the distribution of signal amplitudes from the V0 detectors. The systematic uncertainty due to the centrality estimation is determined using the charged particle multiplicity distribution of TPC tracks and the number of SPD clusters, and will be discussed in section 5. Details about the centrality determination can be found in ref. [40].

3.2 Track selection

In this analysis, tracks are reconstructed using the information from the TPC and the ITS detectors. The tracking algorithm, based on the Kalman filter [41, 42], starts from a collection of space points (referred to as clusters) inside the TPC, and provides the quality of the fit by calculating its χ^2 value. Each space point is reconstructed at one of the TPC padrows, where the deposited ionisation energy is also measured. The specific ionisation energy loss $\langle dE/dx \rangle$ is estimated using a truncated mean, excluding the 40% highest-charge clusters associated to the track. The obtained $\langle dE/dx \rangle$ has a resolution, which we later refer to as σ_{TPC} . The tracks are propagated to the outer layer of the ITS, and the tracking algorithm attempts to identify space points in each one of the consecutive layers, reaching the innermost ones (i.e. SPD). The track parameters are then updated using the combined information from both the TPC and the ITS detectors. If the algorithm is unable to match the track reconstructed in the TPC with associated ITS clusters (e.g. due to inefficiencies caused by dead channels in some of the ITS layers), the track parameters calculated from the TPC tracking algorithm are used instead. This tracking mode will be referred to as hybrid tracking in the rest of the text, and is used as the default in this analysis since it also provides uniform φ distribution.

Primary charged pions, kaons and (anti-)protons were required to have at least 70 reconstructed space points out of the maximum of 159 in the TPC. The average χ^2 of the track fit per TPC space point per degree of freedom (see [33] for details) was required

to be below 2. These selections reduce the contribution from short tracks, which are unlikely to originate from the primary vertex. To further reduce the contamination by secondary tracks from weak decays or from the interaction with the material, only particles within a maximum distance of closest approach (DCA) between the tracks and the primary vertex in both the transverse plane ($\text{DCA}_{xy} < 2.4$ cm) and the longitudinal direction ($\text{DCA}_z < 3.2$ cm) were analysed. Moreover, the tracks were required to have at least two associated ITS clusters in addition to having a hit in either of the two SPD layers. This selection leads to an efficiency of about 80% for primary tracks at $p_T > 0.6$ GeV/ c and a contamination from secondaries of about 5% at $p_T = 1$ GeV/ c [43]. These values depend on particle species and transverse momentum [43].

The systematic uncertainty due to the track reconstruction mode was estimated using two additional tracking modes, one relying on the so-called standalone TPC tracking with the same parameters described before, and a second that relies on the combination of the TPC and the ITS detectors (i.e. global tracking) with tighter selection criteria. In the latter case, the maximum value of DCA was 0.3 cm in both the transverse plane and the longitudinal direction, thus further reducing the amount of secondary particles in the track sample.

The results are reported for all identified hadrons in $|\eta| < 0.8$ and for the transverse momentum range $0.3 < p_T < 6.0$ GeV/ c for π^\pm and $0.3 < p_T < 4.0$ GeV/ c for K^\pm . Finally, since the contamination from secondary protons created through the interaction of particles with the detector material can reach values larger than 5% for $p_T < 1$ GeV/ c , only \bar{p} were considered for $0.4 < p_T < 1$ GeV/ c , while for higher values (i.e. $1 < p_T < 6$ GeV/ c) a combined measurement of p and \bar{p} is reported.

3.3 Identification of π^\pm , K^\pm and $p+\bar{p}$

The particle identification (PID) for pions (π^\pm), kaons (K^\pm) and protons ($p+\bar{p}$) used in this analysis is based on a Bayesian technique described in detail in [44], with the time-of-flight t_{TOF} and the specific energy loss in the TPC $\langle dE/dx \rangle$ as the input quantities. Different particle species are identified by requiring a minimum probability of 90%. The PID efficiency of this method is higher than 95% both for pions and protons up to $p_T \approx 2.5$ GeV/ c while for kaons it exhibits a stronger p_T dependence, reaching 60% at 2.5 GeV/ c with a minimum of 25% at 4 GeV/ c . Furthermore, the contamination is below 5% both for pions and protons, while for kaons it remains below 10% throughout the entire transverse momentum range considered in this analysis.

In addition, a different PID procedure that relied on the two-dimensional correlation between the number of standard deviations in units of the resolution from the expected signals of the TPC and the TOF detectors was also investigated, similar to what was reported in [23]. In this approach particles were selected by requiring their signal to lie within maximum three standard deviations from the $\langle dE/dx \rangle$ and t_{TOF} values expected for a given particle species and transverse momentum. In addition, the purity was required to be at least 80%, a condition that becomes essential with increasing transverse momentum where the relevant detector response for different particle species starts to overlap.

4 Analysis technique

In this article, higher flow harmonics for charged pions, charged kaons, protons and anti-protons are reported. In the following paragraphs, the technique used for the measurement of flow harmonics is discussed and an approach to estimate the contribution of non-flow correlations, applied to obtain the final results, is presented. For the estimation of these higher flow harmonics, the symmetry planes are not reconstructed on an event-by-event basis and thus the azimuthal angles of particles are not directly correlated to them. Instead, they are estimated with correlation techniques, where only the azimuthal angles of produced particles are required.

4.1 Scalar Product method

In this article, the flow harmonics are calculated with the Scalar Product (SP) method [34, 35] in which the identified particle of interest (POI) and the charged reference particles (RP) are both selected within the acceptance of the TPC detector. This method is based on the calculation of the Q -vector from a sample of RP [45], according to

$$\vec{Q}_n = \sum_{k \in RP}^M e^{in\varphi_k}, \quad (4.1)$$

where M is the multiplicity of RPs, φ_k is the azimuthal angle of the k^{th} reference particle and n is the order of the flow harmonic.

In this study, each event is divided into two subevents “ a ” and “ b ”, covering the ranges $-0.8 < \eta < 0.0$ and $0.0 < \eta < 0.8$, respectively. The measured v_n^a (v_n^b) coefficients are calculated by selecting the identified hadrons (POIs) from subevent “ a ” (“ b ”) and the reference particles from subevent “ b ” (“ a ”) according to

$$v_n^a(p_T) = \frac{\left\langle \left\langle \vec{u}_n^k(p_T) \cdot \frac{\vec{Q}_n^{b*}}{M^b} \right\rangle_{k \in a} \right\rangle}{\sqrt{\left\langle \frac{\vec{Q}_n^a}{M^a} \cdot \frac{\vec{Q}_n^{b*}}{M^b} \right\rangle}}. \quad (4.2)$$

In eq. (4.2), the brackets denote an average over all particles and all events, M^a and M^b are the measured multiplicities of RPs from each subevent in the TPC detector, $\vec{u}_n^k = e^{in\varphi_k}$, $k \in a$, is the unit vector of the k^{th} POI in subevent “ a ”, \vec{Q}_n^a is the Q -vector calculated in subevent “ a ” and \vec{Q}_n^{b*} is the complex conjugate of the Q -vector calculated in subevent “ b ”. The denominator in eq. (4.2) is referred to further in the text as reference flow. The final measured v_n^{AA} coefficients are calculated as a weighted average of v_n^a and v_n^b with the inverse of the square of the statistical uncertainty being the weight.

The Scalar Product method, used in this article, as well as in [23], requires less statistics than multi-particle methods, since it is essentially based on two-particle correlations. In addition, it does not introduce any bias originating from multiplicity fluctuations since all Q -vectors in eq. (4.2) are normalised by the relevant multiplicities [36].

4.2 Estimation of non-flow correlations

Even after selecting particles from two non-overlapping subevents, a significant residual non-flow contribution remains in the measured flow coefficients. These non-flow contributions are mainly few-particle effects and scale roughly with the inverse of the multiplicity for methods which rely on two-particle correlations, such as the SP. These include correlations originating from jets, resonance decays and quantum statistics correlations which contribute additively to the value of v_n^{AA} . We assume that they do not drastically change with the centrality interval, as discussed in [35, 46] and shown in [47]. The corresponding contributions can be estimated using minimum bias pp collisions [35] and in this article this estimate, denoted as $\delta_n^{\text{AA,pp}}$, is subtracted from the measured flow coefficients according to

$$v_n^{\text{sub}}(p_T) = v_n^{\text{AA}}(p_T) - \delta_n^{\text{AA,pp}}(p_T), \quad (4.3)$$

$$\delta_n^{(\text{a})\text{AA,pp}}(p_T) = \frac{\langle M \rangle^{\text{pp}} \left\langle \left\langle \vec{u}_n^k(p_T) \cdot \frac{\vec{Q}_n^{b*}}{M^b} \right\rangle_{k \in a} \right\rangle^{\text{pp}}}{\langle M \rangle^{\text{AA}} \sqrt{\left\langle \frac{\vec{Q}_n^a}{M^a} \cdot \frac{\vec{Q}_n^{b*}}{M^b} \right\rangle^{\text{AA}}}}, \quad (4.4)$$

where the final $\delta_n^{\text{AA,pp}}$ is calculated as a weighted average of $\delta_n^{(\text{a})\text{AA,pp}}$ and $\delta_n^{(\text{b})\text{AA,pp}}$ with the inverse of the square of the statistical uncertainty as the weight. The term $\delta_n^{(\text{a})\text{AA,pp}}$ is given by eq. (4.4) (similarly for $\delta_n^{(\text{b})\text{AA,pp}}$). In eq. (4.4), $\langle M \rangle^{\text{pp}}$ and $\langle M \rangle^{\text{AA}}$ are the average multiplicities of RPs calculated in pp and Pb-Pb collisions, respectively. In this article, we report the results of v_n^{sub} , defined in eq. (4.3), with the superscript ‘sub’ added to stress the applied subtraction procedure. This approach is different compared to previous measurements [23, 48], where a large pseudorapidity gap $\Delta\eta$ between the POIs and the RPs was used to significantly reduce the contribution from non-flow correlations. The v_2^{sub} results reported in this article are 2–6% below the v_2 measurements reported in [23]. This is probably due to the fact that the subtraction procedure using pp collisions accounts for the recoil (away-side) jet which is not accounted for by applying a large η -gap. On the other hand, it does not account for known medium-induced modifications of jet-like correlations. This could lead to an over-estimation of the non-flow component in high p_T values.

Figure 1 presents the p_T -differential $\langle M \rangle \langle \langle \vec{u}_n \cdot \frac{\vec{Q}_n^*}{M} \rangle \rangle$, i.e. the azimuthal correlations scaled by the relevant multiplicities, in pp and Pb-Pb in three centrality intervals (i.e. 0–1%, 20–30% and 40–50%) for all flow harmonics reported in this article for pions, kaons and protons, in the appropriate kinematic range for each species. The data points are drawn with statistical and systematic uncertainties, represented by the error bars and the boxes, respectively. This representation is used in all plots of this article. It is seen that $\langle M \rangle^{\text{pp}} \langle \langle \vec{u}_2 \cdot \frac{\vec{Q}_2^*}{M} \rangle \rangle^{\text{pp}}$ increases monotonically with p_T , reaching the magnitude of $\langle M \rangle^{\text{AA}} \langle \langle \vec{u}_2 \cdot \frac{\vec{Q}_2^*}{M} \rangle \rangle^{\text{AA}}$ in ultra-central collisions at high values of p_T , where non-flow correlations are expected to become significant.

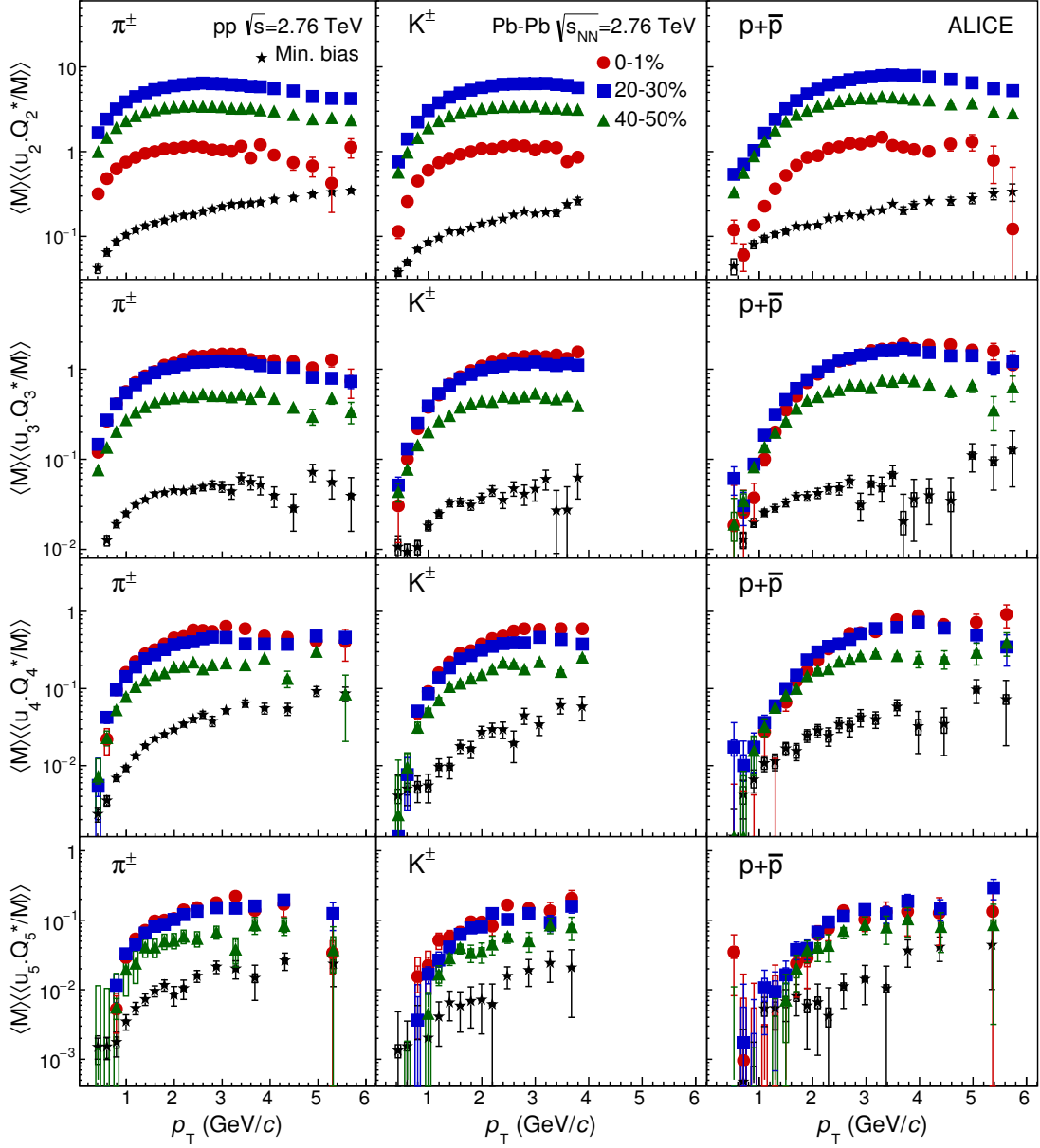


Figure 1. The p_T -differential $\langle M \rangle \langle \langle \vec{u}_n \cdot \vec{Q}_n^* / M \rangle \rangle$ of pions (left column), kaons (middle column) and protons (right column) for minimum bias pp and 0–1%, 20–30% and 40–50% centralities in Pb-Pb collisions at $\sqrt{s_{NN}} = 2.76$ TeV. The rows represent different harmonics.

5 Systematic uncertainties

The systematic uncertainties are estimated by varying the event and track selection criteria and by studying the detector effects with Monte Carlo (MC) simulations for all particle species, centrality intervals and flow harmonics separately. The contributions from different sources, described below, were extracted from the difference of the p_T -differential v_n^{AA} (for Pb-Pb collisions) and $\langle M \rangle^{\text{pp}} \langle \langle \vec{u}_n \cdot \vec{Q}_n^* / M \rangle \rangle^{\text{pp}}$ (for pp collisions) between the default selection

Error source	Default	Variations
Primary z_{vtx}	± 10 cm	± 6 cm, ± 8 cm
Centrality estimator	V0 amplitude	SPD clusters, TPC tracks
Magnetic field polarity	both fields	positive, negative
Number of TPC space points	70	50, 80, 90, 100
χ^2/ndf per TPC space point	2	1, 1.5
DCA $_{xy}$ (DCA $_z$) cm	2.4 (3.2)	0.3, 0.6, 0.9, 1.2
Tracking mode	hybrid	TPC standalone, global
PID probability	90%	94%, 98%
MC closure test	—	—
Non-flow estimate from pp	—	—

Table 1. List of the selection criteria and the corresponding variations used for the estimation of the systematic uncertainties.

Error source	v_2^{sub}			v_3^{sub}			v_4^{sub}			v_5^{sub}		
	π^\pm	K^\pm	$p+\bar{p}$	π^\pm	K^\pm	$p+\bar{p}$	π^\pm	K^\pm	$p+\bar{p}$	π^\pm	K^\pm	$p+\bar{p}$
Centrality estimator	0.003	0.001	0.002	0.003	0.001	0.002	0.001	0.002	0.003	0.002	0.003	0.006
Magnetic field polarity	-			0.002	0.002	0.002	0.002	0.002	0.002	0.004	0.005	0.004
DCA $_{xy}$ (DCA $_z$)	10^{-4}	-	10^{-4}	10^{-4}	-	10^{-4}	10^{-4}	-	2×10^{-4}	10^{-4}	-	2×10^{-4}
Tracking mode	0.005	0.003	0.005	0.005	0.004	0.004	0.005	0.004	0.005	0.005	0.006	0.01
PID probability	-			-			-			0.001	0.001	0.001
MC closure test	0.006	0.002	0.001	0.003	0.004	0.003	0.002	0.006	0.003	0.002	0.006	0.003
Non-flow estimate from pp	-			-			0.001	0.001	0.003	0.001	0.001	0.003

Table 2. List of the maximum value of systematic uncertainties from each individual source for each flow harmonic v_n^{sub} and particle species. Sources that do not contribute to the systematic uncertainty are not reported in this table.

criteria described in section 3 and their variations summarised in table 1. All sources with a statistically significant contribution (i.e. larger than 3σ , where σ is the uncertainty of the difference between the default results and the ones obtained from the variation of the selection criteria, assuming the two are fully correlated) were then added in quadrature to form the final value of the systematic uncertainty on v_n^{AA} (or $\langle M \rangle^{\text{PP}} \langle \langle \vec{u}_n \cdot \frac{\vec{Q}_n^*}{M} \rangle \rangle^{\text{PP}}$) that was propagated to the uncertainty on v_n^{sub} .

Table 2 summarises the maximum absolute value, over all transverse momentum and centrality intervals, of the systematic uncertainties from each individual source. These maximum values are obtained for $p_T > 3 \text{ GeV}/c$ where the typical v_n^{sub} values are between 0.1 and 0.2 for v_2^{sub} (for centrality intervals above the 10–20% range), 0.07–0.15 for v_3^{sub} , 0.05–0.1 for v_4^{sub} , and around 0.05 for v_5^{sub} , for all sources apart from the DCA variations. In the latter case, the maximum values are obtained for $p_T < 1 \text{ GeV}/c$, where the v_n^{sub} values are significantly smaller.

In order to study the effect of the position of the primary vertex along the beam axis (z_{vtx}) on the measurements, the event sample was varied by changing this selection criterium from ± 10 cm to ± 8 cm and finally to ± 6 cm. For all species and centralities, the resulting $v_n^{\text{sub}}(p_T)$ were consistent with results obtained with the default selection.

In addition, changing the centrality selection criteria from the signal amplitudes in the V0 scintillator detectors to the multiplicity of TPC tracks or the number of SPD clusters resulted in maximum contribution of 0.003 (π^\pm), 0.003 (K^\pm), 0.006 ($p+\bar{p}$) for all flow harmonics in $p_T > 3 \text{ GeV}/c$. For $p_T < 3 \text{ GeV}/c$, the corresponding contributions from this source were significantly smaller in absolute value. Finally, results from runs with different magnetic field polarities did not exhibit any systematic change in $v_2^{\text{sub}}(p_T)$ for any particle species or any centrality. For higher harmonics and for $p_T > 3 \text{ GeV}/c$, the corresponding contributions were at maximum 0.002 for all species and centralities in $v_3^{\text{sub}}(p_T)$ and $v_4^{\text{sub}}(p_T)$, and 0.005 in $v_5^{\text{sub}}(p_T)$, with significantly smaller values for $p_T < 3 \text{ GeV}/c$.

In addition, the track selection criteria, such as the number of TPC space points and the χ^2 per TPC space point per degree of freedom were varied, for all particle species presented in this article. No systematic deviations in the values of $v_n^{\text{sub}}(p_T)$ relative to the results obtained with the default selections were found. The impact of secondary particles on the measured v_n^{sub} , including products of weak decays, was estimated by varying the selection criteria on both the longitudinal and transverse components of the DCA. This resulted in a non-negligible uncertainty only for pions and anti-protons mainly at low values of transverse momentum (i.e. $p_T < 1 \text{ GeV}/c$) as indicated in table 2 for all harmonics and centralities. Uncertainties originating from the selected tracking procedure were estimated by using the global or the standalone TPC tracking modes (see the discussion in section 3.2 for details). For all harmonics, differences that contribute to the final systematic uncertainty were found for $p_T > 3 \text{ GeV}/c$ and their maximum values over all centralities are summarised in table 2. Systematic uncertainties associated with the particle identification procedure were studied by varying the value of the minimum probability of identifying a particle with the Bayesian approach from 90% to 94%, and eventually 98%, but also using an independent technique relying on the number of standard deviations of both the dE/dx (σ_{TPC}) and the t_{TOF} (σ_{TOF}) as described in section 3.3 and in detail in ref. [23]. These variations did not reveal any systematic differences in the results for $v_2^{\text{sub}}(p_T)$, $v_3^{\text{sub}}(p_T)$ and $v_4^{\text{sub}}(p_T)$ relative to the results with the default identification requirements. For $v_5^{\text{sub}}(p_T)$ and for $p_T > 3 \text{ GeV}/c$ the systematic uncertainty was below 0.001 for all particle species. Systematic uncertainties due to detector inefficiencies were studied using Monte Carlo samples. In particular, the results of the analysis of a sample at the event generator level (i.e. without invoking either the detector geometry or the reconstruction algorithm) were compared with the results of the analysis over the output of the full reconstruction chain, in a procedure referred to as ‘‘MC closure test’’. Table 2 summarises the maximum contributions over all transverse momenta and centralities, found for $p_T > 3 \text{ GeV}/c$, for each particle species and harmonic. On the other hand, for $p_T < 3 \text{ GeV}/c$ the corresponding contributions were significantly smaller.

Furthermore, the contribution from the estimation of non-flow effects extracted with the procedure described in section 4.2 was studied by investigating the same list of variations of the event and track selection criteria summarised in table 1, coherently in pp and Pb-Pb collisions. These uncertainties do not account for contributions related to jet quenching effects in Pb-Pb collisions. The maximum differences were negligible for $v_2^{\text{sub}}(p_T)$ and $v_3^{\text{sub}}(p_T)$, and were up to 0.001 for pions and kaons and 0.003 for protons with $p_T > 3 \text{ GeV}/c$ for $v_4^{\text{sub}}(p_T)$ and $v_5^{\text{sub}}(p_T)$.

Moreover, the analysis was repeated using different charge combinations (i.e. positive-positive and negative-negative) for the identified hadrons and the reference particles in both Pb-Pb and pp collisions. The results, after the correction of eq. (4.3), were compatible with the default ones. Finally, the two subevents used to select POIs and RPs were further separated, by applying a pseudorapidity gap ($\Delta\eta$) between them, from no-gap (default analysis) to $|\Delta\eta| > 0.4$ and eventually reaching $|\Delta\eta| > 0.8$. Both v_n^{AA} and $\delta_n^{\text{AA,PP}}$ were calculated using the same gap and the results after the subtraction did not exhibit any systematic change in $v_n^{\text{sub}}(p_T)$ for any particle species or any centrality.

6 Results and discussion

In this section, the results for the p_T -differential v_2^{sub} , v_3^{sub} , v_4^{sub} and v_5^{sub} measured in Pb-Pb collisions at $\sqrt{s_{\text{NN}}} = 2.76$ TeV for 0–1% up to 40–50% centrality intervals for pions, kaons and protons are presented. We first present, in section 6.1, the centrality dependence of $v_n^{\text{sub}}(p_T)$ and the relevant contribution of the subtraction terms used to measure v_n^{sub} . Section 6.2 focuses on the development of $v_n^{\text{sub}}(p_T)$ for different harmonics in ultra-central collisions. Section 6.3 presents the mass dependence of $v_n^{\text{sub}}(p_T)$ which is followed by a discussion about the scaling properties of different flow harmonics in different centrality intervals. In section 6.5, two models, namely iEBE-VISHNU [49] and A Multi Phase Transport model (AMPT) [50–52], are compared with the experimental measurements. Note that the same data will be shown in different representations in the following sections to highlight the various physics implications of the measurements.

6.1 Centrality dependence of flow harmonics

Figure 2 presents the p_T -differential v_2^{sub} (in the top row) and the corresponding subtracted terms denoted as $\delta_2^{\text{AA,PP}}(p_T)$ (bottom row) for π^\pm , K^\pm and $p+\bar{p}$ measured in different centrality intervals (0–1% up to 40–50%) in Pb-Pb collisions at $\sqrt{s_{\text{NN}}} = 2.76$ TeV. The results are grouped in each panel according to particle species to show the dependence of $v_2^{\text{sub}}(p_T)$ on centrality.

This figure illustrates how the value of $v_2^{\text{sub}}(p_T)$ increases with centrality (top row) from ultra-central (0–1%) to the most peripheral collisions (40–50%). This is in agreement with the interpretation that the final-state ellipticity of the system originates from the initial-state ellipsoidal geometry in non-central collisions. As illustrated in this figure, this increase for $v_2^{\text{sub}}(p_T)$ is smaller for more peripheral collisions: the value of $v_2^{\text{sub}}(p_T)$ does not increase significantly from the 30–40% to the 40–50% centrality interval despite an increase in the geometrical eccentricity. This feature, which is also observed and discussed in [23], might originate from several effects, such as i) the smaller lifetime of the fireball (the hot, dense and rapidly expanding medium) in peripheral compared to more central collisions that does not allow v_2^{sub} to develop further, ii) a reduced contribution of eccentricity fluctuations in these centrality intervals compared to more central events or iii) final-state hadronic effects [53]. In addition, a significant $v_2^{\text{sub}}(p_T)$ develops in ultra-central collisions where the collision geometry is almost isotropic and therefore v_2^{sub} reflects only the contribution from initial-state fluctuations. In summary, the results in figure 2 confirm that the geometry

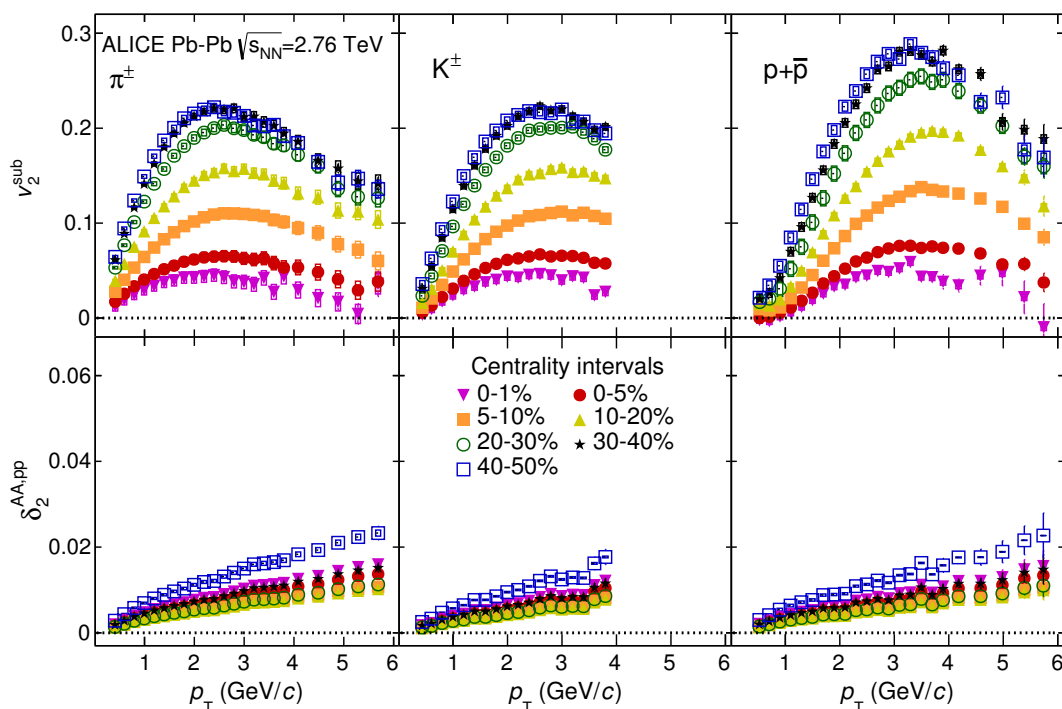


Figure 2. The p_T -differential v_2^{sub} (top row) and $\delta_2^{\text{AA,pp}}$ (bottom row) for different centralities in Pb-Pb collisions at $\sqrt{s_{\text{NN}}} = 2.76$ TeV grouped by particle species.

of the collision plays a crucial role in the development of v_2^{sub} as a function of centrality for all particle species. It is also confirmed that the initial-state fluctuations contribute significantly as well.

Figure 2 additionally illustrates how $\delta_2^{\text{AA,pp}}$ develops with centrality (bottom row). This figure also shows that the value of $\delta_2^{\text{AA,pp}}$ becomes larger with increasing transverse momentum, in a p_T range where non-flow is believed to be a significant contributor to the azimuthal correlations. Furthermore, the relative contribution of $\delta_2^{\text{AA,pp}}$ to v_2^{AA} changes as a function of centrality. In particular, the relative value of $\delta_2^{\text{AA,pp}}$ is largest for ultra-central collisions (0–1%) where it is 20% of v_2^{AA} . This percentage drops to 3% in the 10–20% centrality interval and increases to 7% for the most peripheral collisions (40–50%). This change is also reflected in the absolute value of $\delta_2^{\text{AA,pp}}$. The magnitude of $\delta_2^{\text{AA,pp}}$ decreases from ultra-central events (0–1%) to the 10–20% centrality interval and increases from this centrality interval up to the most peripheral events (40–50%). This trend as a function of centrality is observed for all particle species and it is due to the interplay between the decrease in multiplicity and the corresponding increase in reference flow as one goes towards more peripheral collisions.

Similar to figure 2, figures 3, 4 and 5 present the p_T -differential v_3^{sub} , v_4^{sub} and v_5^{sub} (top rows), respectively, and the corresponding subtracted terms (bottom rows) for pions, kaons and protons measured in different centrality intervals. One observes that all v_n^{sub} have significant non-zero values throughout the entire measured p_T range for ultra-central col-

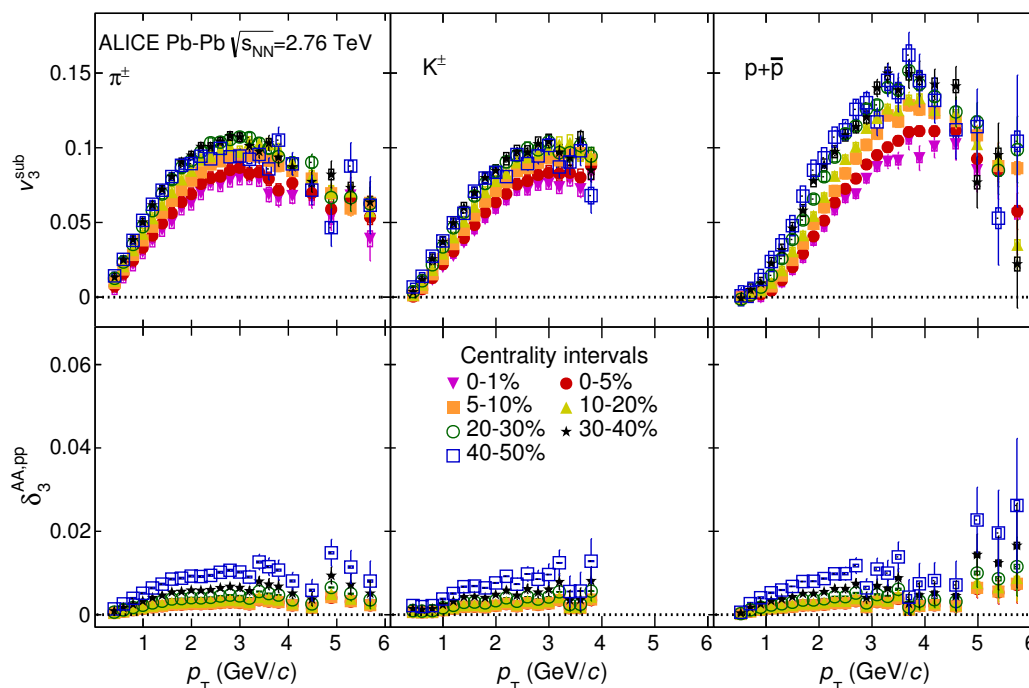


Figure 3. The p_T -differential v_3^{sub} (top row) and $\delta_3^{\text{AA,PP}}$ (bottom row) for different centralities in Pb-Pb collisions at $\sqrt{s_{\text{NN}}} = 2.76$ TeV grouped by particle species.

lisions, where the main contributors to the initial coordinate-space anisotropies, which are necessary for the development of v_n^{sub} , are supposed to be the fluctuations of the initial density profile [16]. In addition, the values of the higher flow harmonics increase from ultra-central collisions (0–1%) to the most peripheral collisions (40–50%). However, this increase as a function of centrality is smaller in comparison to v_2^{sub} . Thus, v_2^{sub} seems to mainly reflect the initial geometry of the system while the higher-order flow harmonics are affected less. The non-vanishing values of these higher-order flow harmonics are consistent with the notion in which they are generated primarily from the event-by-event fluctuations of the initial energy density profile.

In addition, all flow harmonics show a monotonic increase with increasing p_T up to 3 GeV/c reaching a maximum that depends on the particle species and on the collision centrality. In particular, the position of this maximum of $v_n^{\text{sub}}(p_T)$ exhibits a centrality dependence due to the change in radial flow which becomes larger for central compared to peripheral collisions. Moreover, this maximum seems to have a particle mass dependence as well, since it takes place at a higher p_T value for heavier particles in each centrality interval.

The lower panel of figures 3, 4 and 5 also illustrate the magnitude of $\delta_n^{\text{AA,PP}}$ as a function of p_T . In these cases, $\delta_3^{\text{AA,PP}}$ varies between 5% and 8% relative to v_3^{AA} , $\delta_4^{\text{AA,PP}}$ between 12% and 18% with respect to v_4^{AA} , and $\delta_5^{\text{AA,PP}}$ between 12% and 20% with respect to v_5^{AA} . Similar to $\delta_2^{\text{AA,PP}}$, the variation in the value of higher harmonic $\delta_n^{\text{AA,PP}}$ is derived from the decrease in multiplicity and the increasing reference flow in the transition from central to more peripheral collisions.

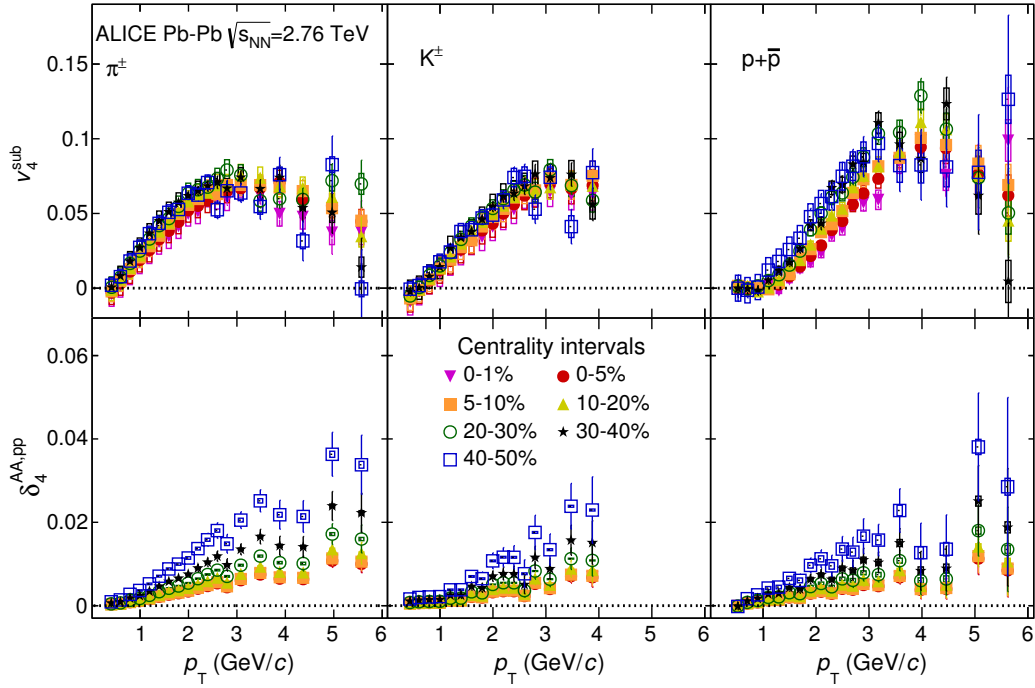


Figure 4. The p_T -differential v_4^{sub} (top row) and $\delta_4^{\text{AA,PP}}$ (bottom row) for different centralities in Pb-Pb collisions at $\sqrt{s_{\text{NN}}} = 2.76$ TeV grouped by particle species.

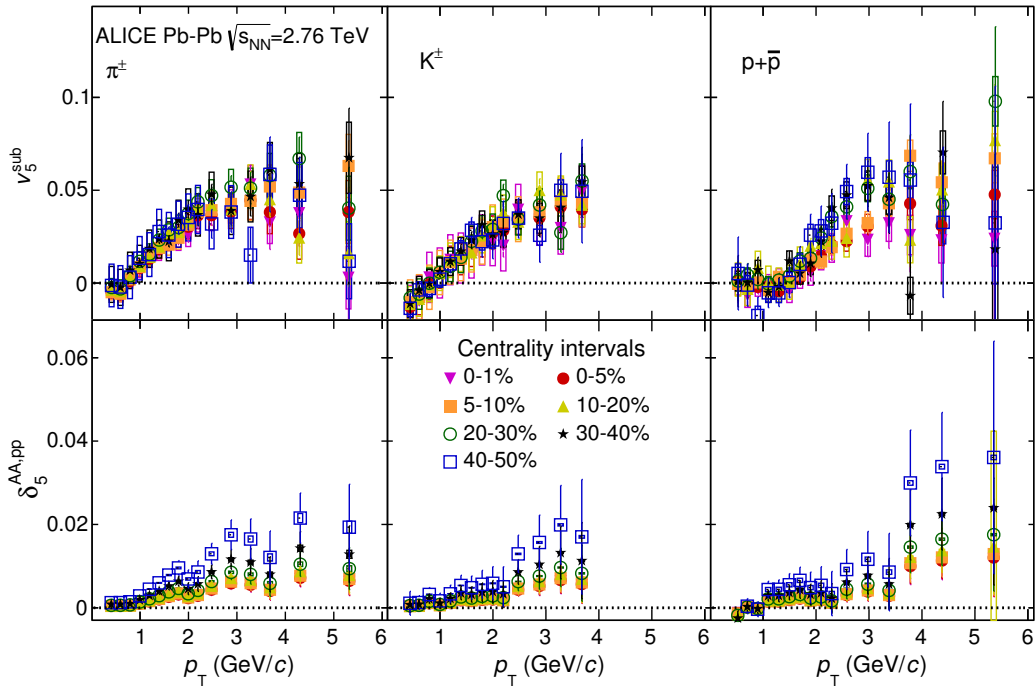


Figure 5. The p_T -differential v_5^{sub} (top row) and $\delta_5^{\text{AA,PP}}$ (bottom row) for different centralities in Pb-Pb collisions at $\sqrt{s_{\text{NN}}} = 2.76$ TeV grouped by particle species.

6.2 Evolution of flow harmonics in ultra-central Pb-Pb collisions

Figure 6 shows the evolution of different flow harmonics for π^\pm (left column), K^\pm (middle column) and $p+\bar{p}$ (right column) for ultra-central (i.e. 0–1%) collisions in comparison to the other centrality intervals.

For ultra-central Pb-Pb collisions one expects the influence of the collision geometry to the development of v_n^{sub} to be reduced compared to the contribution of initial energy-density fluctuations. Figure 6 shows that for pions the value of v_3^{sub} is equal to v_2^{sub} at around $p_T \approx 1 \text{ GeV}/c$ and becomes the dominant harmonic for higher transverse momenta. Furthermore, v_4^{sub} at $p_T \approx 2 \text{ GeV}/c$ and v_5^{sub} at around $p_T \approx 3 \text{ GeV}/c$ become equal to v_2^{sub} . For higher transverse momentum values, v_4^{sub} becomes gradually larger than v_2^{sub} reaching a similar magnitude as v_3^{sub} at around $3.5 \text{ GeV}/c$, while v_5^{sub} remains equal to v_2^{sub} .

As the collisions become more peripheral, one expects that geometry becomes a significant contributor to the development of azimuthal anisotropy. As a result, v_2^{sub} is the dominant harmonic for peripheral collisions throughout the entire measured momentum range. Furthermore, v_3^{sub} , v_4^{sub} and v_5^{sub} seem to have similar magnitudes and p_T evolution as observed in ultra-central Pb-Pb events, indicating a smaller influence of the collision geometry in their development than for v_2^{sub} .

For kaons and protons, one observes a similar trend in the p_T evolution of v_2^{sub} , v_3^{sub} , v_4^{sub} and v_5^{sub} as for pions. However, the flow harmonics for ultra-central collisions (top middle and right plots of figure 6 respectively) exhibit a crossing that takes place at p_T values that change as a function of the particle mass. For kaons, the crossing between v_2^{sub} and v_3^{sub} occurs at higher p_T ($\approx 1.4 \text{ GeV}/c$) compared to pions while for protons it occurs at an even higher p_T value ($\approx 1.8 \text{ GeV}/c$). Similarly, the v_2^{sub} and v_4^{sub} crossing occurs higher in p_T for kaons ($\approx 2.2 \text{ GeV}/c$) and protons ($\approx 2.8 \text{ GeV}/c$) as compared to pions. The values of v_4^{sub} for kaons reach a similar magnitude to v_3^{sub} at around $3.5 \text{ GeV}/c$ and this takes place at around $4 \text{ GeV}/c$ for protons. The dependence of the crossing between different flow harmonics, and thus the range where a given harmonic becomes dominant, on the particle mass can be attributed to the interplay of not only elliptic but also triangular and quadrangular flow with radial flow.

6.3 Mass ordering

The interplay between the different flow harmonics and radial flow can be further probed by studying how $v_n^{\text{sub}}(p_T)$ develops as a function of the particle mass for various centralities. In ref. [23], it was clearly demonstrated that the interplay between radial and elliptic flow leads to a characteristic mass ordering at $p_T < 2\text{--}3 \text{ GeV}/c$. This mass ordering originates from the fact that radial flow creates a depletion in the particle spectrum at low p_T values, which increases with increasing particle mass and transverse velocity. When this effect is embedded in an environment where azimuthal anisotropy develops, it leads to heavier particles having smaller v_n^{sub} values compared to lighter ones at given values of p_T . It is thus interesting to study whether the interplay between the anisotropic flow harmonics and radial flow leads also to a mass ordering in $v_n^{\text{sub}}(p_T)$ for $n > 2$.

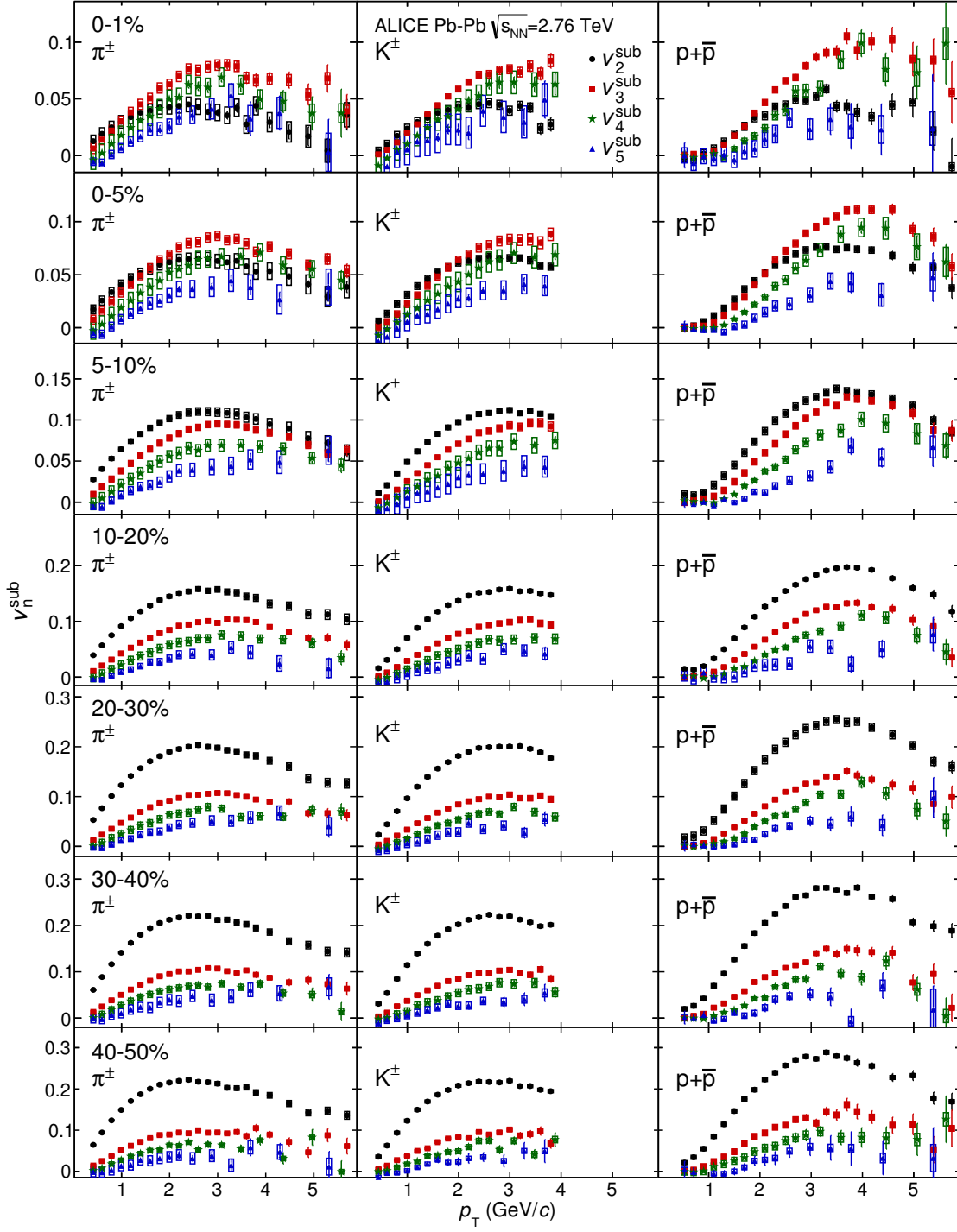


Figure 6. The evolution of the p_T -differential v_n^{sub} for π^\pm , K^\pm and $p+\bar{p}$, in the left, middle and right columns, respectively, grouped by centrality interval in Pb-Pb collisions at $\sqrt{s_{\text{NN}}} = 2.76$ TeV.

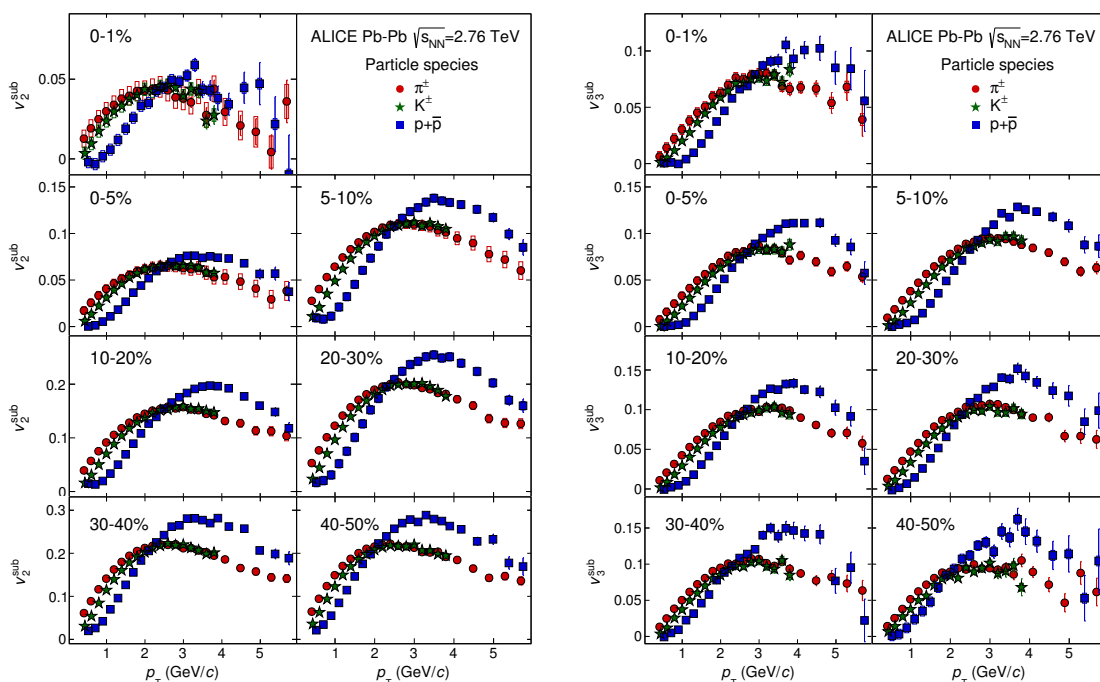


Figure 7. The p_T -differential v_2^{sub} (left figure) and v_3^{sub} (right figure) for different particle species grouped by centrality class in Pb-Pb collisions at $\sqrt{s_{\text{NN}}} = 2.76$ TeV.

Figure 7–left presents the p_T -differential v_2^{sub} for charged pions, kaons and protons starting from ultra-central collisions up to the 40–50% centrality interval. The observed evolution of v_2^{sub} with mass confirms that the interplay between elliptic and radial flow leads to lower v_2^{sub} values at fixed p_T for heavier particles for $p_T < 2\text{--}3$ GeV/ c , depending on the centrality interval.

Similarly, figures 7–right, 8–left and 8–right show the p_T -differential v_3^{sub} , v_4^{sub} and v_5^{sub} , respectively, for different particle species and for each centrality interval. A clear mass ordering is seen in the low p_T region, i.e. for $p_T < 2\text{--}3$ GeV/ c , for $v_3^{\text{sub}}(p_T)$, $v_4^{\text{sub}}(p_T)$ and $v_5^{\text{sub}}(p_T)$, which arises from the interplay between the anisotropic flow harmonics and radial flow.

Furthermore, the $v_n^{\text{sub}}(p_T)$ values show a crossing between pions, kaons and protons, that, depending on the centrality and the order of the flow harmonic, takes place at different p_T values. In figures 7 and 8 it is seen that the crossing between, e.g. π^\pm and $p+\bar{p}$ occurs at lower p_T for more peripheral collisions in comparison to more central events. The crossing point for central collisions occurs at higher p_T values for v_n^{sub} since the common velocity field, which exhibits a significant centrality dependence, affects heavy particles more. The current study shows that this occurs not only in the case of elliptic flow but also for higher flow harmonics. Finally, beyond the crossing point for each centrality and for every harmonic, it is seen that particles tend to group based on their number of constituent quarks. This apparent grouping will be discussed in the next subsection.

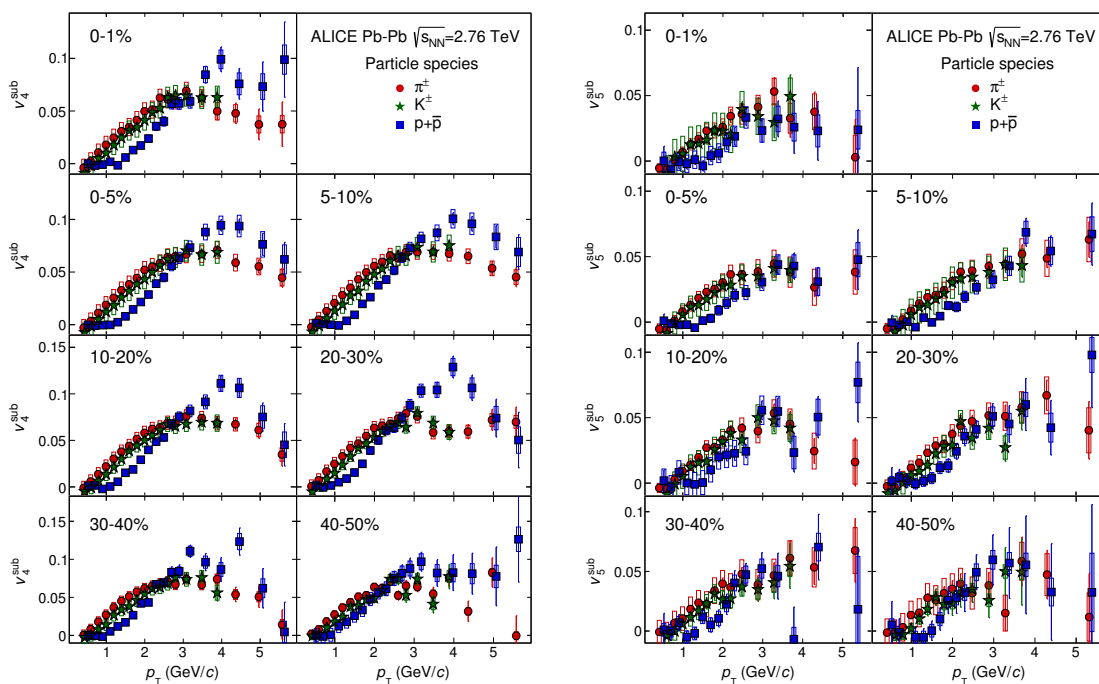


Figure 8. The p_T -differential v_4^{sub} (left figure) and v_5^{sub} (right figure) for different particle species grouped by centrality class in Pb-Pb collisions at $\sqrt{s_{\text{NN}}} = 2.76$ TeV.

6.4 Test of scaling properties

It was first observed at RHIC that at intermediate values of transverse momentum ($3 < p_T < 6$ GeV/ c) the value of v_2 for baryons is larger than that of mesons [19–22]. As a result it was suggested that if both v_n and p_T are scaled by the number of constituent quarks (n_q), the resulting p_T/n_q dependence of the scaled values for all particle species will have an approximate similar magnitude and dependence on scaled transverse momentum. This scaling, known as number of constituent quark scaling (NCQ), worked fairly well at RHIC energies, although later measurements revealed sizeable deviations from a perfect scaling [30]. Recently, ALICE measurements [23] showed that the NCQ scaling at LHC energies holds at an approximate level of $\pm 20\%$ for v_2^{AA} .

Although the scaling is only approximate, it stimulated various theoretical ideas that attempted to address its origin. As a result, several models [28, 29] attempted to explain this observed effect by requiring quark coalescence to be the dominant particle production mechanism in the intermediate p_T region, where the hydrodynamic evolution of the fireball is not the driving force behind the development of anisotropic flow.

Figures 9 and 10 present v_2^{sub} and v_3^{sub} , as well as v_4^{sub} and v_5^{sub} , respectively, scaled by the number of constituent quarks (n_q) as a function of p_T/n_q for π^\pm , K^\pm and $p+\bar{p}$ grouped in centrality bins. Figure 9–left is consistent with the observation reported in [23] related to the elliptic flow. For higher harmonics this scaling holds at the same level ($\pm 20\%$) within the current statistical and systematic uncertainties.

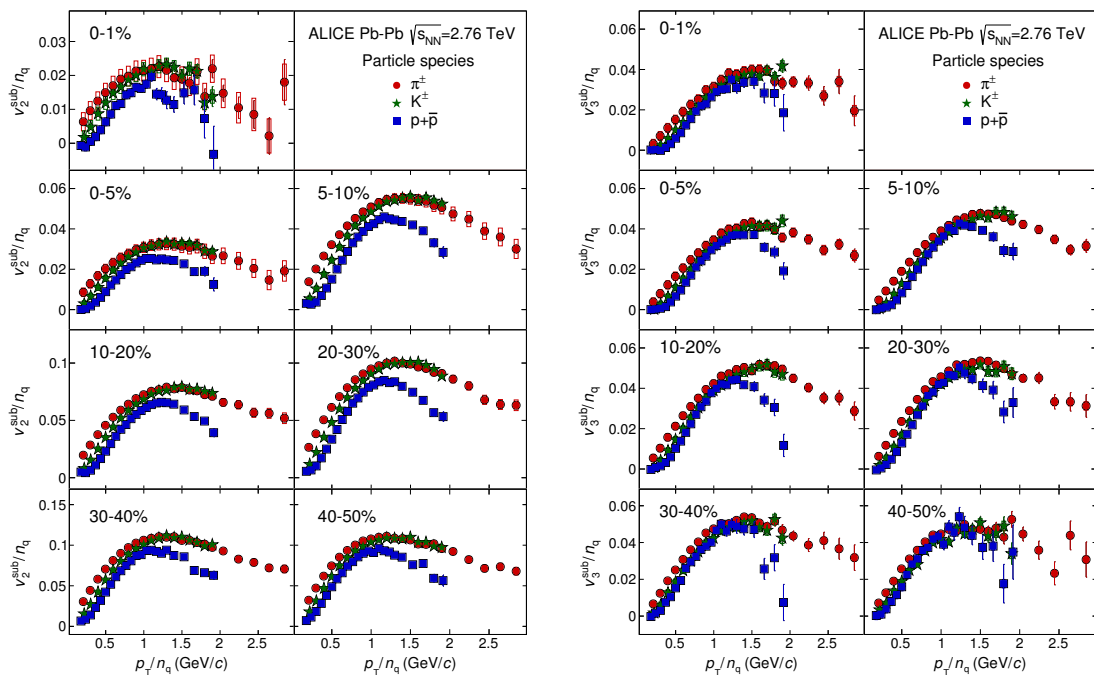


Figure 9. The p_T/n_q dependence of v_2^{sub}/n_q (left figure) and v_3^{sub}/n_q (right figure) for π^\pm , K^\pm and $p+\bar{p}$ for Pb-Pb collisions in various centrality intervals at $\sqrt{s_{\text{NN}}} = 2.76$ TeV.

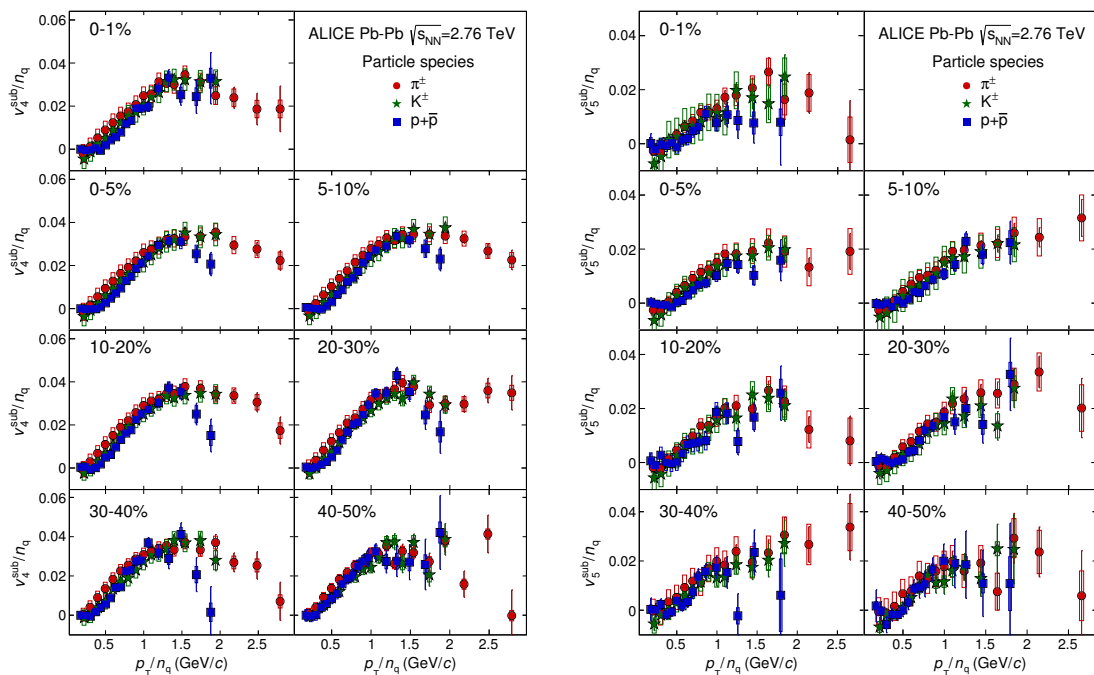


Figure 10. The p_T/n_q dependence of v_4^{sub}/n_q (left figure) and v_5^{sub}/n_q (right figure) for π^\pm , K^\pm and $p+\bar{p}$ for Pb-Pb collisions in various centrality intervals at $\sqrt{s_{\text{NN}}} = 2.76$ TeV.

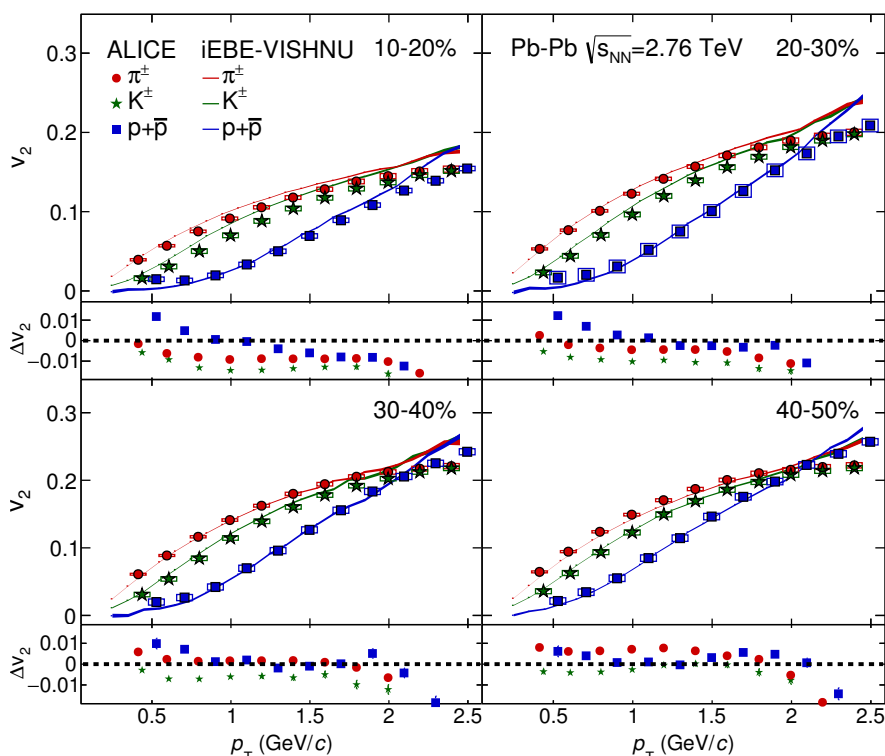


Figure 11. The p_T -differential v_2^{sub} for pions, kaons and protons measured with the Scalar Product method in Pb-Pb collisions at $\sqrt{s_{\text{NN}}} = 2.76$ TeV compared to v_2 measured with iEBE-VISHNU. The upper panels present the comparison for 10–20% up to 40–50% centrality intervals. The thickness of the curves reflect the uncertainties of the hydrodynamical calculations. The differences between v_2^{sub} from data and v_2 from iEBE-VISHNU are presented in the lower panels.

6.5 Comparison with models

Measurements of v_n^{AA} at RHIC and LHC have been successfully described by hydrodynamical calculations. In particular in [23] it was shown that a hybrid model that couples the hydrodynamical expansion of the fireball to a hadronic cascade model describing the final-state hadronic interactions is able to reproduce the basic features of the measurements at low values of p_T . In parallel, various other models that incorporate a different description of the dynamical evolution of the system, such as AMPT, are also able to describe some of the main features of measurements of azimuthal anisotropy [50–52]. In this section, these two different theoretical approaches will be confronted with the experimental measurements.

6.5.1 Comparison with iEBE-VISHNU

Figures 11, 12 and 13 present the comparison between the ALICE measurements of v_n^{sub} and recent v_n hydrodynamical calculations from [49]. These calculations are based on iEBE-VISHNU, an event-by-event version of the VISHNU hybrid model [54] which couples 2+1 dimensional viscous hydrodynamics (VISH2+1) to a hadron cascade model (UrQMD) [55] and uses a set of fluctuating initial conditions generated with AMPT. The iEBE-VISHNU

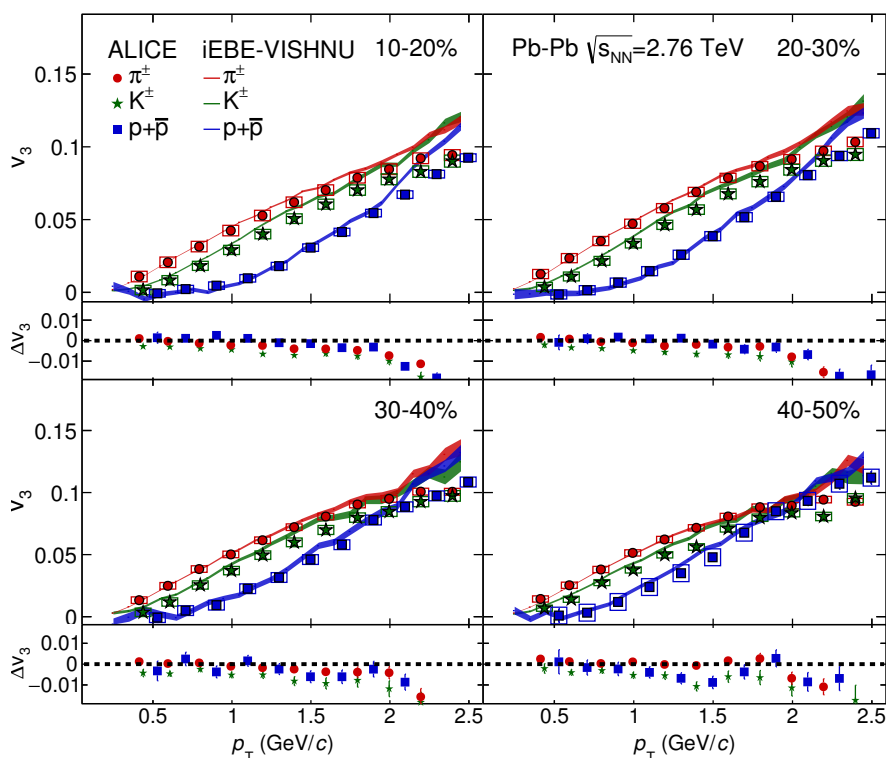


Figure 12. The p_T -differential v_3^{sub} for pions, kaons and protons measured with the Scalar Product method in Pb-Pb collisions at $\sqrt{s_{\text{NN}}} = 2.76$ TeV compared to v_3 measured with iEBE-VISHNU. The upper panels present the comparison for 10–20% up to 40–50% centrality intervals. The thickness of the curves reflect the uncertainties of the hydrodynamical calculations. The differences between v_3^{sub} from data and v_3 from iEBE-VISHNU are presented in the lower panels.

model makes it possible to study the influence of the hadronic stage on the development of elliptic flow and higher harmonics for different particles. In this model, the initial time after which the hydrodynamic evolution begins is set to $\tau_0 = 0.4$ fm/ c and the transition between the macroscopic and microscopic approaches takes place at a temperature of $T = 165$ MeV. Finally, the value of the shear viscosity to entropy density ratio is chosen to be $\eta/s = 0.08$, corresponding to the conjectured lower limit discussed in the introduction. These input parameters were chosen to best fit the multiplicity and transverse momentum spectra of charged particles in most central Pb-Pb collisions as well as the p_T -differential v_2 , v_3 , and v_4 for charged particles for various centrality intervals.

These figures show that this hydrodynamical calculation can reproduce the observed mass ordering in the experimental data for pions, kaons and protons. In particular, it is seen that for the range $1 < p_T < 2$ GeV/ c in the 10–20% centrality interval the model overpredicts the pion $v_2^{\text{sub}}(p_T)$ values by an average of 10%, however for more peripheral collisions the curve describes the data points relatively well. In addition, the model describes v_3^{sub} and v_4^{sub} for charged pions within 5%, i.e. better than v_2^{sub} . Furthermore, it is seen that iEBE-VISHNU overpredicts the $v_2^{\text{sub}}(p_T)$ values of K^\pm (i.e. 10–15% deviations)

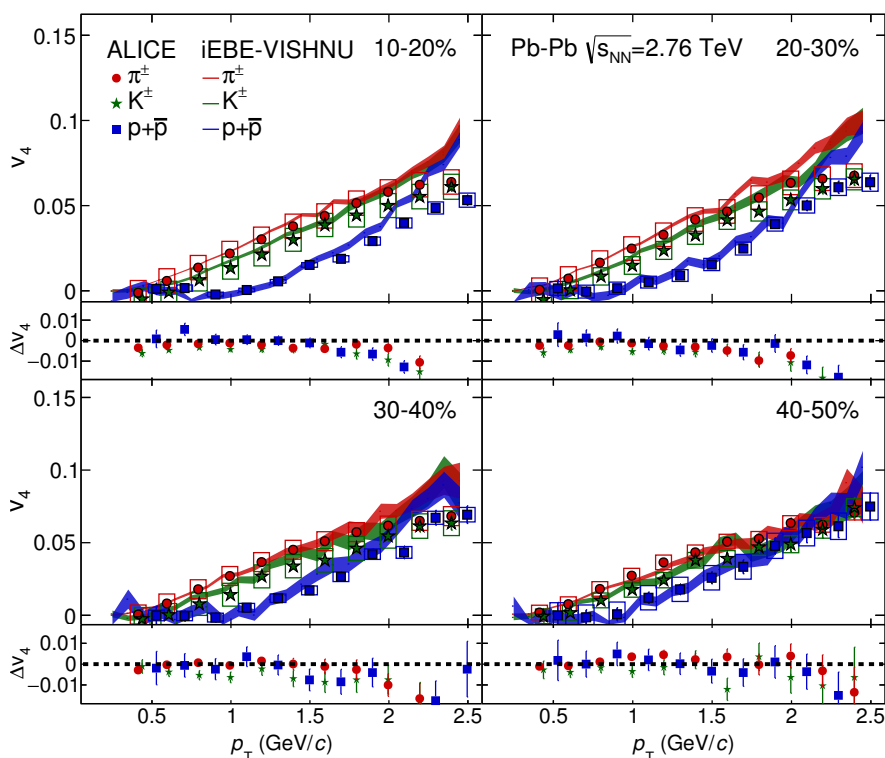


Figure 13. The p_T -differential v_4^{sub} for pions, kaons and protons measured with the Scalar Product method in Pb-Pb collisions at $\sqrt{s_{\text{NN}}} = 2.76$ TeV compared to v_4 measured with iEBE-VISHNU. The upper panels present the comparison for 10–20% up to 40–50% centrality intervals. The thickness of the curves reflect the uncertainties of the hydrodynamical calculations. The differences between v_4^{sub} from data and v_4 from iEBE-VISHNU are presented in the lower panels.

and does not describe $p+\bar{p}$ in more central collisions (i.e. by 10% with a different transverse momentum dependence compared to data), but in more peripheral collisions the agreement with the data points is better. Finally, the model describes the $v_3^{\text{sub}}(p_T)$ and $v_4^{\text{sub}}(p_T)$ values for K^\pm and $p+\bar{p}$ with a reasonable accuracy (i.e. within 5%) in all centrality intervals up to p_T around 2 GeV/c. These observations are also illustrated in the lower plots of each panel in figures 11, 12 and 13 that present the difference between the measured v_n^{sub} relative to a fit to the hydrodynamical calculation.

6.5.2 Comparison with AMPT

In addition to the hydrodynamical calculations discussed in the previous paragraphs, three different versions of AMPT [50–52] are studied in this article. The AMPT model can be run in two main configurations: the default and the string melting. In the default version, partons are recombined with the parent strings when they stop interacting. The resulting strings are later converted into hadrons using the Lund string fragmentation model [56, 57]. In the string melting version, the initial strings are melted into partons whose interactions are described by a parton cascade model [58]. These partons are then combined into the

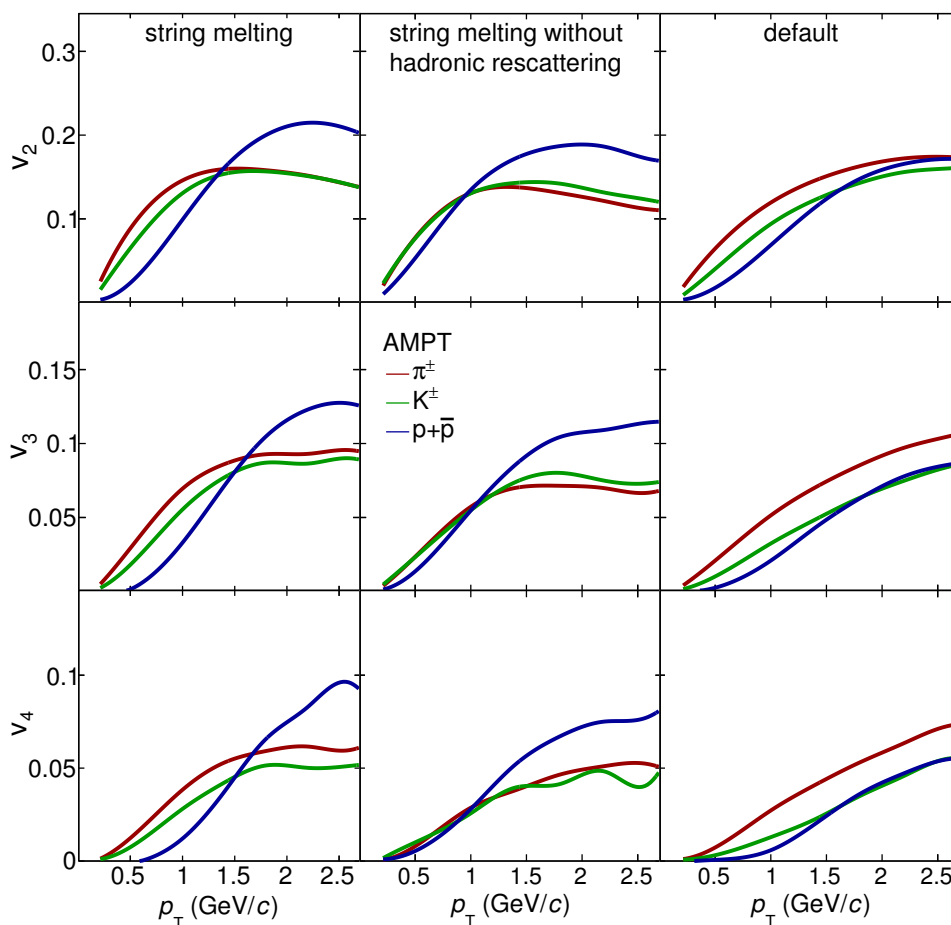


Figure 14. The $v_2^{\text{AA}}(p_T)$, $v_3^{\text{AA}}(p_T)$ and $v_4^{\text{AA}}(p_T)$ in 20–30% central Pb-Pb collisions at $\sqrt{s_{\text{NN}}} = 2.76$ TeV, obtained using the string melting, with (left) and without (middle) hadronic rescattering, and the default (right) versions.

final-state hadrons via a quark coalescence model. In both configurations a final-state hadronic rescattering is implemented which also includes resonance decays. The third version presented in this article is based on the string melting configuration, in which the hadronic rescattering phase is switched off to study its influence to the development of anisotropic flow. The input parameters used in all cases are: $\alpha_s = 0.33$, a partonic cross-section of 1.5 mb, while the Lund string fragmentation parameters were set to $\alpha = 0.5$ and $b = 0.9 \text{ GeV}^{-2}$.

Figure 14 presents the p_T -differential v_2 (first row), v_3 (middle row) and v_4 (bottom row) for pions, kaons and protons for the 20–30% centrality interval. Each column presents the results of one of the three AMPT versions discussed above. The string melting AMPT version (left column) predicts a distinct mass ordering at low values of transverse momentum as well as a lower value of v_n for mesons compared to baryons in the intermediate p_T region for all harmonics, similar to what is observed in the experimental measurements. On the other hand, the version with string melting but without the hadronic rescattering

contribution (middle column) can only reproduce the particle type grouping at intermediate p_T values. Finally, the default AMPT version is only able to reproduce the mass ordering in the low p_T region. These observations suggest that the string melting and the final-state hadronic rescattering are responsible for the particle type grouping at intermediate p_T and the mass ordering at low p_T , respectively.

Since the AMPT string melting version is able to reproduce the main features of the experimental measurement throughout the reported p_T range, the corresponding results are compared with the data points in figure 15. It is seen that although this version of AMPT reproduces both the mass ordering and the particle type grouping at low and intermediate p_T for all harmonics, it fails to quantitatively reproduce the measurements. In order to understand the origin of this discrepancy both spectra and the p_T -differential v_2^{sub} for different particle species for the 20–30% centrality interval in AMPT were fitted with a blast-wave parametrisation [59]. The results were compared to the analogous parameters obtained from the experiment [43]. It turns out that the radial flow in AMPT is around 25% lower than the measured value at the LHC. As the radial flow is essential in shaping the p_T dependence of v_n^{sub} we suppose that the unrealistically low radial flow in AMPT is responsible for the quantitative disagreement.

7 Conclusions

In this article, a measurement of non-flow subtracted flow harmonics, v_2^{sub} , v_3^{sub} , v_4^{sub} and v_5^{sub} as a function of transverse momentum for π^\pm , K^\pm and $p+\bar{p}$ for different centrality intervals (0–1% up to 40–50%) in Pb-Pb collisions at $\sqrt{s_{\text{NN}}} = 2.76$ TeV are reported. The v_n^{sub} coefficients are calculated with the Scalar Product method, selecting the identified hadron under study and the reference flow particles from different, non-overlapping pseudorapidity regions. Correlations not related to the common symmetry planes (i.e. non-flow) were estimated based on pp collisions and were subtracted from the measurements.

The validity of this subtraction procedure was checked by repeating the analysis using different charge combinations (i.e. positive-positive and negative-negative) for the identified hadrons and the reference particles collisions as well as applying different pseudorapidity gaps ($\Delta\eta$) between them, in both Pb-Pb and pp collisions. The results after the subtraction in both cases did not exhibit any systematic change in $v_n^{\text{sub}}(p_T)$ with respect to the default ones for any particle species or centrality.

All flow harmonics exhibit an increase in peripheral compared to central collisions. This increase is more pronounced for v_2^{sub} than for the higher harmonics. This indicates that v_2^{sub} reflects mainly the geometry of the system, while higher order flow harmonics are primarily generated by event-by-event fluctuations of the initial energy density profile. This is also supported by the observation of a significant non-zero value of $v_n^{\text{sub}} > 0$ in ultra-central (i.e. 0–1%) collisions. In this centrality interval of Pb-Pb collisions, v_3^{sub} and v_4^{sub} become gradually larger than v_2^{sub} at a transverse momentum value which increases with increasing order of the flow harmonics and particle mass. In addition, a distinct mass ordering is observed for all v_n^{sub} coefficients in all centrality intervals in the low transverse momentum region, i.e. for $p_T < 3$ GeV/ c . Furthermore, the $v_n^{\text{sub}}(p_T)$ values show a crossing

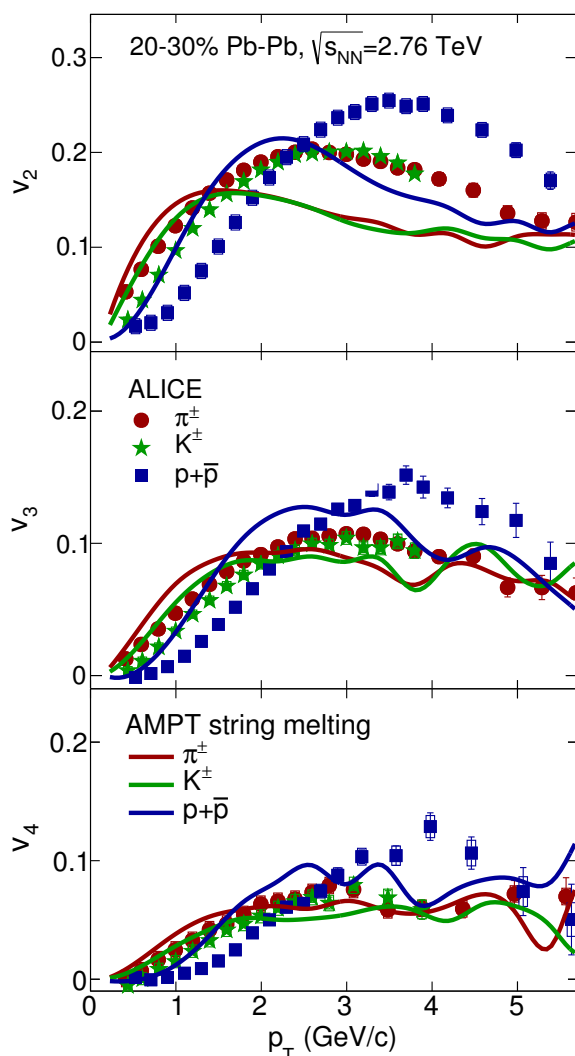


Figure 15. The $v_2^{\text{sub}}(p_T)$, $v_3^{\text{sub}}(p_T)$ and $v_4^{\text{sub}}(p_T)$ for π^\pm , K^\pm and $p+\bar{p}$ measured in Pb-Pb collisions at $\sqrt{s_{\text{NN}}} = 2.76$ TeV compared to AMPT (with the string melting option) in the 20–30% centrality range.

between π^\pm , K^\pm and $p+\bar{p}$, that takes place at different p_T values depending on the centrality and the order of the flow harmonic. These observations are attributed to the interplay between not only v_2^{sub} but also the higher flow harmonics and radial flow. For transverse momentum values beyond the crossing point between different particle species (i.e. for $p_T > 3$ GeV/c), the values of v_n^{sub} for baryons are larger than for mesons. The NCQ scaling holds for v_2^{sub} at an approximate level of $\pm 20\%$ which is in agreement with [23]. For higher harmonics this scaling holds at a similar level within the current level of statistical and systematic uncertainties.

In the low momentum region, hydrodynamic calculations based on iEBE-VISHNU describe v_2^{sub} for all three particle species and v_3^{sub} and v_4^{sub} of pions fairly well. For kaons and protons the model seems to overpredict v_3^{sub} and v_4^{sub} in almost all centrality intervals.

Finally, the comparison of different AMPT configurations with the measurements highlights the importance of the final state hadronic rescattering stage and of particle production via the coalescence mechanism to the development of the mass ordering and the particle type grouping at low and intermediate transverse momentum values, respectively. The AMPT with string melting is able to describe qualitatively both of these features that the experimental data exhibit. However, it fails to quantitatively describe the measurements, probably due to a significantly smaller radial flow compared to the experiment.

Acknowledgments

The ALICE Collaboration would like to thank all its engineers and technicians for their invaluable contributions to the construction of the experiment and the CERN accelerator teams for the outstanding performance of the LHC complex. The ALICE Collaboration gratefully acknowledges the resources and support provided by all Grid centres and the Worldwide LHC Computing Grid (WLCG) collaboration. The ALICE Collaboration acknowledges the following funding agencies for their support in building and running the ALICE detector: A. I. Alikhanyan National Science Laboratory (Yerevan Physics Institute) Foundation (ANSL), State Committee of Science and World Federation of Scientists (WFS), Armenia; Austrian Academy of Sciences and Nationalstiftung für Forschung, Technologie und Entwicklung, Austria; , Conselho Nacional de Desenvolvimento Científico e Tecnológico (CNPq), Financiadora de Estudos e Projetos (Finep) and Fundação de Amparo à Pesquisa do Estado de São Paulo (FAPESP), Brazil; Ministry of Education of China (MOE of China), Ministry of Science & Technology of China (MOST of China) and National Natural Science Foundation of China (NSFC), China; Ministry of Science, Education and Sport and Croatian Science Foundation, Croatia; Centro de Investigaciones Energéticas, Medioambientales y Tecnológicas (CIEMAT), Cuba; Ministry of Education, Youth and Sports of the Czech Republic, Czech Republic; Danish National Research Foundation (DNRF), The Carlsberg Foundation and The Danish Council for Independent Research — Natural Sciences, Denmark; Helsinki Institute of Physics (HIP), Finland; Commissariat à l’Energie Atomique (CEA) and Institut National de Physique Nucléaire et de Physique des Particules (IN2P3) and Centre National de la Recherche Scientifique (CNRS), France; Bundesministerium für Bildung, Wissenschaft, Forschung und Technologie (BMBF) and GSI Helmholtzzentrum für Schwerionenforschung GmbH, Germany; Ministry of Education, Research and Religious Affairs, Greece; National Research, Development and Innovation Office, Hungary; Department of Atomic Energy Government of India (DAE), India; Indonesian Institute of Science, Indonesia; Centro Fermi - Museo Storico della Fisica e Centro Studi e Ricerche Enrico Fermi and Istituto Nazionale di Fisica Nucleare (INFN), Italy; Institute for Innovative Science and Technology , Nagasaki Institute of Applied Science (IIST), Japan Society for the Promotion of Science (JSPS) KAKENHI and Japanese Ministry of Education, Culture, Sports, Science and Technology (MEXT), Japan; Consejo Nacional de Ciencia (CONACYT) y Tecnología, through Fondo de Cooperación Internacional en Ciencia y Tecnología (FONCICYT) and Dirección

General de Asuntos del Personal Academico (DGAPA), Mexico; Nationaal instituut voor subatomaire fysica (Nikhef), Netherlands; The Research Council of Norway, Norway; Commission on Science and Technology for Sustainable Development in the South (COMSATS), Pakistan; Pontificia Universidad Católica del Perú, Peru; Ministry of Science and Higher Education and National Science Centre, Poland; Ministry of Education and Scientific Research, Institute of Atomic Physics and Romanian National Agency for Science, Technology and Innovation, Romania; Joint Institute for Nuclear Research (JINR), Ministry of Education and Science of the Russian Federation and National Research Centre Kurchatov Institute, Russia; Ministry of Education, Science, Research and Sport of the Slovak Republic, Slovakia; National Research Foundation of South Africa, South Africa; Korea Institute of Science and Technology Information and National Research Foundation of Korea (NRF), South Korea; Centro de Investigaciones Energéticas, Medioambientales y Tecnológicas (CIEMAT) and Ministerio de Ciencia e Innovacion, Spain; Knut & Alice Wallenberg Foundation (KAW) and Swedish Research Council (VR), Sweden; European Organization for Nuclear Research, Switzerland; National Science and Technology Development Agency (NSDTA), Office of the Higher Education Commission under NRU project of Thailand and Suranaree University of Technology (SUT), Thailand; Turkish Atomic Energy Agency (TAEK), Turkey; National Academy of Sciences of Ukraine, Ukraine; Science and Technology Facilities Council (STFC), United Kingdom; National Science Foundation of the United States of America (NSF) and United States Department of Energy, Office of Nuclear Physics (DOE NP), United States.

A Additional figures

A.1 Integrated v_n

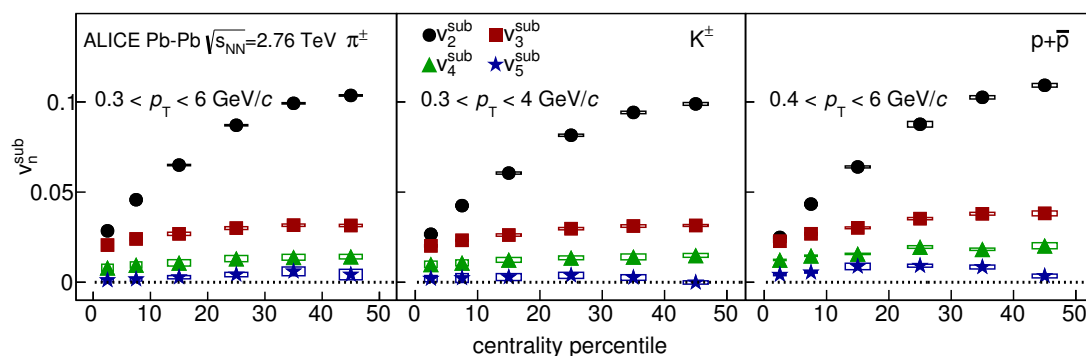


Figure 16. The v_2 , v_3 and v_4 integrated over the p_T range $0.3 < p_T < 6$ GeV/c for π^\pm (left), $0.3 < p_T < 4$ GeV/c for K^\pm (middle) and $0.4 < p_T < 6$ GeV/c for $p+\bar{p}$ (right) as a function of centrality intervals in Pb-Pb collisions at $\sqrt{s_{\text{NN}}} = 2.76$ TeV.

A.2 NCQ scaling

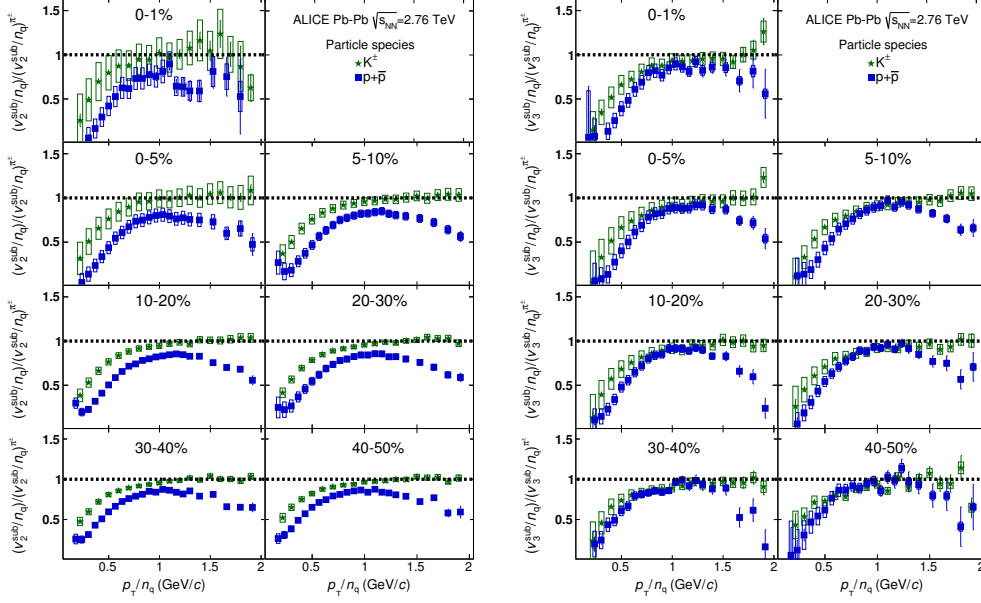


Figure 17. Left: the p_T/n_q dependence of the double ratio of v_2^{sub}/n_q for K^\pm and $p+\bar{p}$ relative to a fit to v_2^{sub}/n_q of π^\pm for Pb-Pb collisions in various centrality intervals at $\sqrt{s_{\text{NN}}} = 2.76$ TeV. Right: the same for v_3^{sub}/n_q .

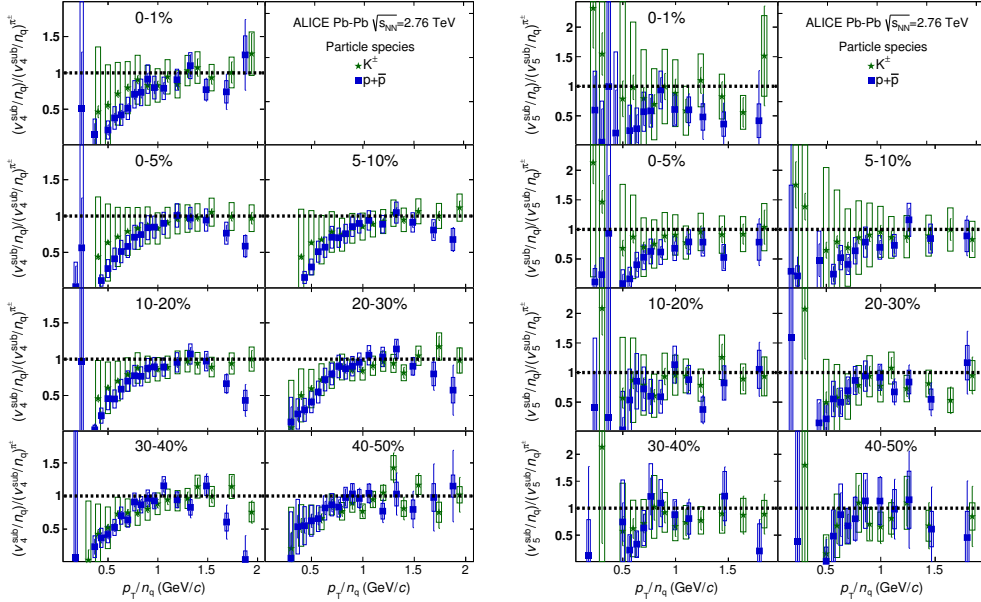


Figure 18. Left: the p_T/n_q dependence of the double ratio of v_4^{sub}/n_q for K^\pm and $p+\bar{p}$ relative to a fit to v_4^{sub}/n_q of π^\pm for Pb-Pb collisions in various centrality intervals at $\sqrt{s_{\text{NN}}} = 2.76$ TeV. Right: the same for v_5^{sub}/n_q .

A.3 KE_T scaling

It was suggested at RHIC to extend the scaling to lower p_T values by studying the transverse kinetic energy dependence of anisotropic flow harmonics. Transverse kinetic energy is defined as $KE_T = m_T - m_0$, where $m_T = \sqrt{m_0^2 + p_T^2}$ is the transverse mass.

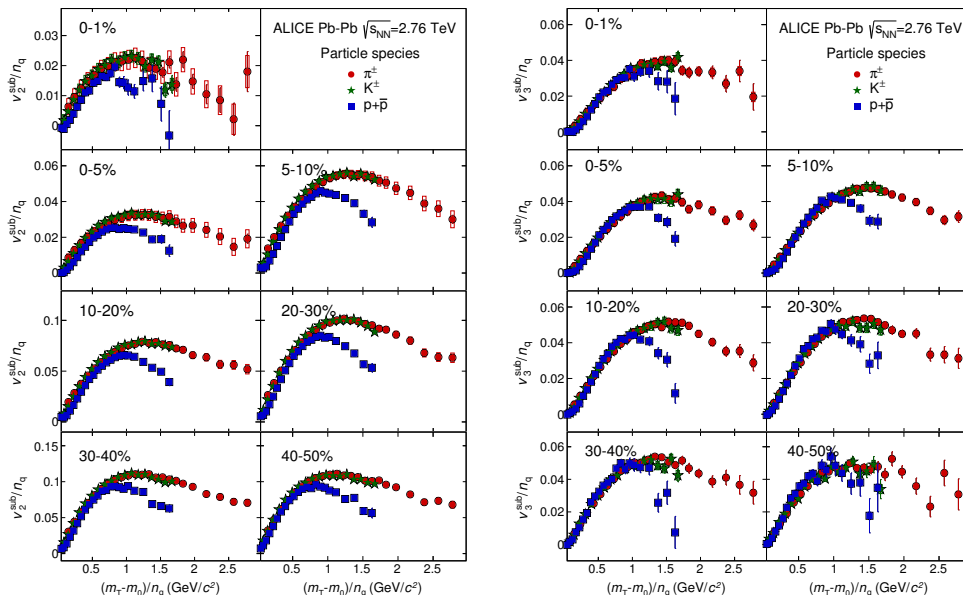


Figure 19. The $(m_T - m_0)/n_q$ -dependence of v_2^{sub}/n_q (left) and v_3^{sub}/n_q (right) for π^\pm , K^\pm and $p+\bar{p}$ for Pb-Pb collisions in various centrality intervals at $\sqrt{s_{\text{NN}}} = 2.76$ TeV.

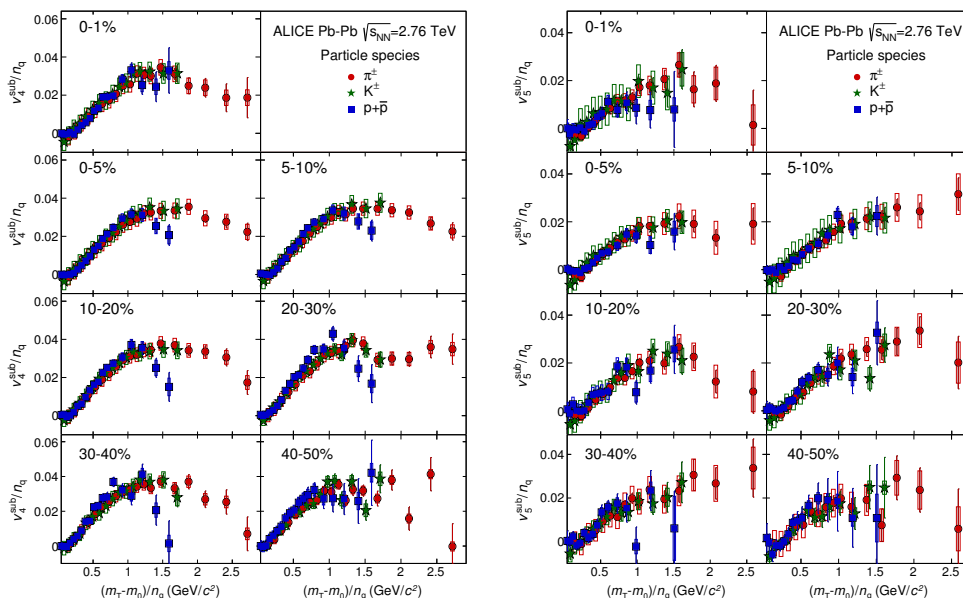


Figure 20. The $(m_T - m_0)/n_q$ -dependence of v_4^{sub}/n_q (left) and v_5^{sub}/n_q (right) for π^\pm , K^\pm and $p+\bar{p}$ for Pb-Pb collisions in various centrality intervals at $\sqrt{s_{\text{NN}}} = 2.76$ TeV.

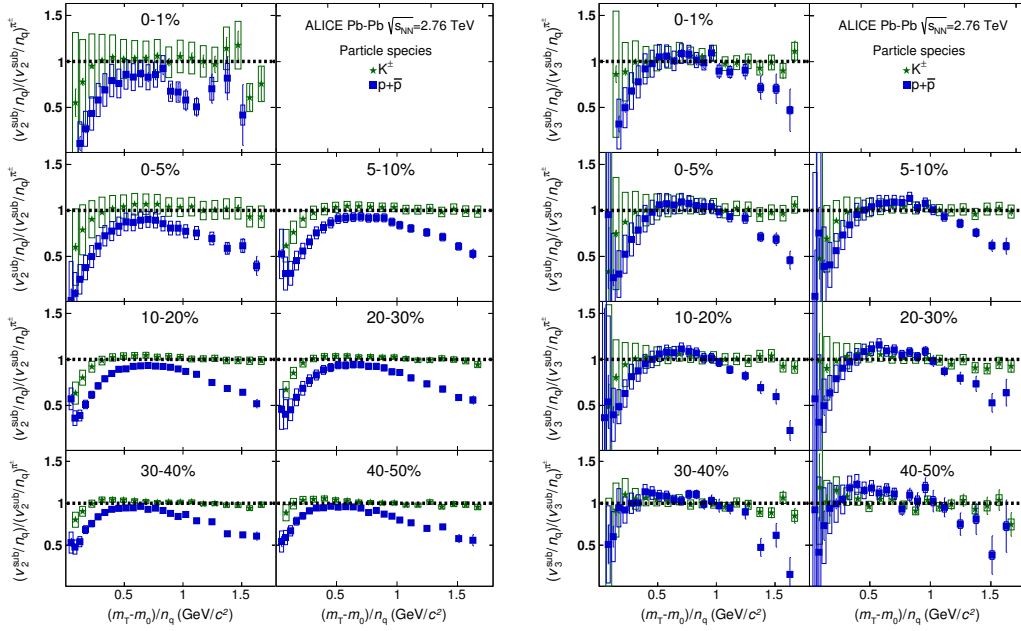


Figure 21. Left: the $(m_T - m_0)/n_q$ dependence of the double ratio of v_2^{sub}/n_q for K^\pm and $p+\bar{p}$ relative to a fit to v_2^{sub}/n_q of π^\pm for Pb-Pb collisions in various centrality intervals at $\sqrt{s_{\text{NN}}} = 2.76$ TeV. Right: the same for v_3^{sub}/n_q .

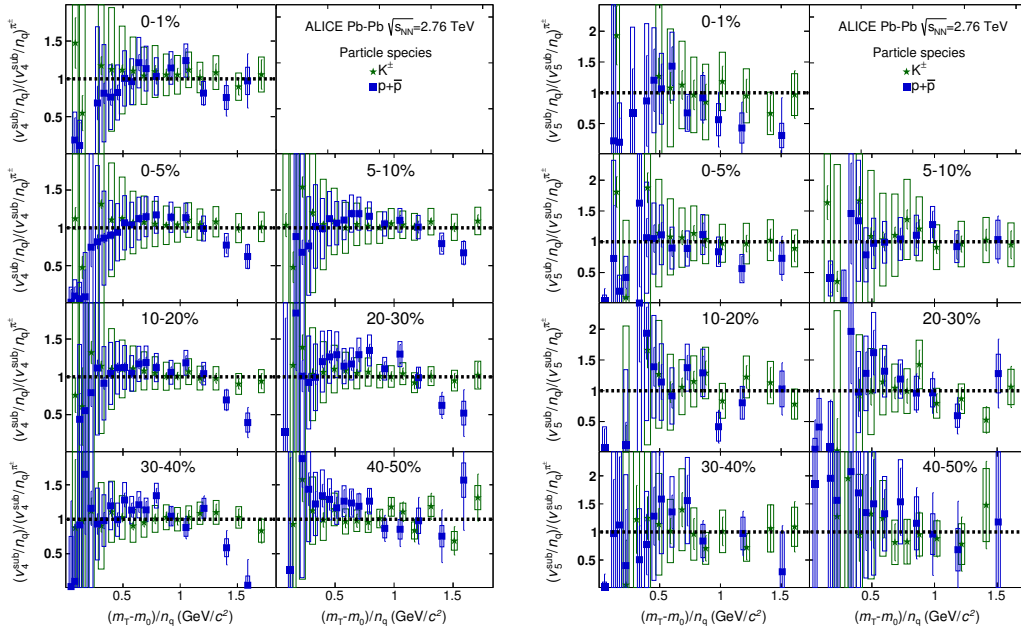


Figure 22. Left: the $(m_T - m_0)/n_q$ dependence of the double ratio of v_4^{sub}/n_q for K^\pm and $p+\bar{p}$ relative to a fit to v_4^{sub}/n_q of π^\pm for Pb-Pb collisions in various centrality intervals at $\sqrt{s_{\text{NN}}} = 2.76$ TeV. Right: the same for v_5^{sub}/n_q .

Open Access. This article is distributed under the terms of the Creative Commons Attribution License ([CC-BY 4.0](https://creativecommons.org/licenses/by/4.0/)), which permits any use, distribution and reproduction in any medium, provided the original author(s) and source are credited.

References

- [1] S. Borsányi et al., *The QCD equation of state with dynamical quarks*, *JHEP* **11** (2010) 077 [[arXiv:1007.2580](https://arxiv.org/abs/1007.2580)] [[INSPIRE](#)].
- [2] T. Bhattacharya et al., *QCD Phase Transition with Chiral Quarks and Physical Quark Masses*, *Phys. Rev. Lett.* **113** (2014) 082001 [[arXiv:1402.5175](https://arxiv.org/abs/1402.5175)] [[INSPIRE](#)].
- [3] E.V. Shuryak, *Theory and phenomenology of the QCD vacuum*, *Phys. Rept.* **115** (1984) 151 [[INSPIRE](#)].
- [4] J. Cleymans, R.V. Gavai and E. Suhonen, *Quarks and Gluons at High Temperatures and Densities*, *Phys. Rept.* **130** (1986) 217 [[INSPIRE](#)].
- [5] S.A. Bass, M. Gyulassy, H. Stoecker and W. Greiner, *Signatures of quark gluon plasma formation in high-energy heavy ion collisions: A Critical review*, *J. Phys. G* **25** (1999) R1 [[hep-ph/9810281](https://arxiv.org/abs/hep-ph/9810281)] [[INSPIRE](#)].
- [6] S. Voloshin and Y. Zhang, *Flow study in relativistic nuclear collisions by Fourier expansion of Azimuthal particle distributions*, *Z. Phys. C* **70** (1996) 665 [[hep-ph/9407282](https://arxiv.org/abs/hep-ph/9407282)] [[INSPIRE](#)].
- [7] A.M. Poskanzer and S.A. Voloshin, *Methods for analyzing anisotropic flow in relativistic nuclear collisions*, *Phys. Rev. C* **58** (1998) 1671 [[nuc1-ex/9805001](https://arxiv.org/abs/nuc1-ex/9805001)] [[INSPIRE](#)].
- [8] R.S. Bhalerao and J.-Y. Ollitrault, *Eccentricity fluctuations and elliptic flow at RHIC*, *Phys. Lett. B* **641** (2006) 260 [[nuc1-th/0607009](https://arxiv.org/abs/nuc1-th/0607009)] [[INSPIRE](#)].
- [9] B. Alver et al., *Importance of correlations and fluctuations on the initial source eccentricity in high-energy nucleus-nucleus collisions*, *Phys. Rev. C* **77** (2008) 014906 [[arXiv:0711.3724](https://arxiv.org/abs/0711.3724)] [[INSPIRE](#)].
- [10] B. Alver and G. Roland, *Collision geometry fluctuations and triangular flow in heavy-ion collisions*, *Phys. Rev. C* **81** (2010) 054905 [*Erratum ibid.* **C 82** (2010) 039903] [[arXiv:1003.0194](https://arxiv.org/abs/1003.0194)] [[INSPIRE](#)].
- [11] B.H. Alver, C. Gombeaud, M. Luzum and J.-Y. Ollitrault, *Triangular flow in hydrodynamics and transport theory*, *Phys. Rev. C* **82** (2010) 034913 [[arXiv:1007.5469](https://arxiv.org/abs/1007.5469)] [[INSPIRE](#)].
- [12] P. Kovtun, D.T. Son and A.O. Starinets, *Viscosity in strongly interacting quantum field theories from black hole physics*, *Phys. Rev. Lett.* **94** (2005) 111601 [[hep-th/0405231](https://arxiv.org/abs/hep-th/0405231)] [[INSPIRE](#)].
- [13] PHOBOS collaboration, S. Manly et al., *System size, energy and pseudorapidity dependence of directed and elliptic flow at RHIC*, *Nucl. Phys. A* **774** (2006) 523 [[nuc1-ex/0510031](https://arxiv.org/abs/nuc1-ex/0510031)] [[INSPIRE](#)].
- [14] D. Teaney and L. Yan, *Triangularity and Dipole Asymmetry in Heavy Ion Collisions*, *Phys. Rev. C* **83** (2011) 064904 [[arXiv:1010.1876](https://arxiv.org/abs/1010.1876)] [[INSPIRE](#)].
- [15] G.-Y. Qin, H. Petersen, S.A. Bass and B. Müller, *Translation of collision geometry fluctuations into momentum anisotropies in relativistic heavy-ion collisions*, *Phys. Rev. C* **82** (2010) 064903 [[arXiv:1009.1847](https://arxiv.org/abs/1009.1847)] [[INSPIRE](#)].

- [16] ALICE collaboration, *Higher harmonic anisotropic flow measurements of charged particles in Pb-Pb collisions at $\sqrt{s_{NN}} = 2.76$ TeV*, *Phys. Rev. Lett.* **107** (2011) 032301 [[arXiv:1105.3865](#)] [[INSPIRE](#)].
- [17] ATLAS collaboration, *Measurement of the azimuthal anisotropy for charged particle production in $\sqrt{s_{NN}} = 2.76$ TeV lead-lead collisions with the ATLAS detector*, *Phys. Rev. C* **86** (2012) 014907 [[arXiv:1203.3087](#)] [[INSPIRE](#)].
- [18] CMS collaboration, *Measurement of higher-order harmonic azimuthal anisotropy in PbPb collisions at $\sqrt{s_{NN}} = 2.76$ TeV*, *Phys. Rev. C* **89** (2014) 044906 [[arXiv:1310.8651](#)] [[INSPIRE](#)].
- [19] STAR collaboration, J. Adams et al., *Particle type dependence of azimuthal anisotropy and nuclear modification of particle production in Au + Au collisions at $\sqrt{s_{NN}} = 200$ GeV*, *Phys. Rev. Lett.* **92** (2004) 052302 [[nucl-ex/0306007](#)] [[INSPIRE](#)].
- [20] STAR collaboration, B.I. Abelev et al., *Mass, quark-number and $\sqrt{s_{NN}}$ dependence of the second and fourth flow harmonics in ultra-relativistic nucleus-nucleus collisions*, *Phys. Rev. C* **75** (2007) 054906 [[nucl-ex/0701010](#)] [[INSPIRE](#)].
- [21] PHENIX collaboration, S.S. Adler et al., *Elliptic flow of identified hadrons in Au+Au collisions at $\sqrt{s_{NN}} = 200$ GeV*, *Phys. Rev. Lett.* **91** (2003) 182301 [[nucl-ex/0305013](#)] [[INSPIRE](#)].
- [22] PHENIX collaboration, A. Adare et al., *Scaling properties of azimuthal anisotropy in Au+Au and Cu+Cu collisions at $s(NN) = 200$ -GeV*, *Phys. Rev. Lett.* **98** (2007) 162301 [[nucl-ex/0608033](#)] [[INSPIRE](#)].
- [23] ALICE collaboration, *Elliptic flow of identified hadrons in Pb-Pb collisions at $\sqrt{s_{NN}} = 2.76$ TeV*, *JHEP* **06** (2015) 190 [[arXiv:1405.4632](#)] [[INSPIRE](#)].
- [24] ALICE collaboration, *Event shape engineering for inclusive spectra and elliptic flow in Pb-Pb collisions at $\sqrt{s_{NN}} = 2.76$ TeV*, *Phys. Rev. C* **93** (2016) 034916 [[arXiv:1507.06194](#)] [[INSPIRE](#)].
- [25] S.A. Voloshin, *Transverse radial expansion and directed flow*, *Phys. Rev. C* **55** (1997) R1630 [[nucl-th/9611038](#)] [[INSPIRE](#)].
- [26] P. Huovinen, P.F. Kolb, U.W. Heinz, P.V. Ruuskanen and S.A. Voloshin, *Radial and elliptic flow at RHIC: Further predictions*, *Phys. Lett. B* **503** (2001) 58 [[hep-ph/0101136](#)] [[INSPIRE](#)].
- [27] C. Shen, U. Heinz, P. Huovinen and H. Song, *Radial and elliptic flow in Pb+Pb collisions at the Large Hadron Collider from viscous hydrodynamic*, *Phys. Rev. C* **84** (2011) 044903 [[arXiv:1105.3226](#)] [[INSPIRE](#)].
- [28] S.A. Voloshin, *Anisotropic flow*, *Nucl. Phys. A* **715** (2003) 379 [[nucl-ex/0210014](#)] [[INSPIRE](#)].
- [29] D. Molnar and S.A. Voloshin, *Elliptic flow at large transverse momenta from quark coalescence*, *Phys. Rev. Lett.* **91** (2003) 092301 [[nucl-th/0302014](#)] [[INSPIRE](#)].
- [30] PHENIX collaboration, A. Adare et al., *Deviation from quark-number scaling of the anisotropy parameter v_2 of pions, kaons and protons in Au+Au collisions at $\sqrt{s_{NN}} = 200$ GeV*, *Phys. Rev. C* **85** (2012) 064914 [[arXiv:1203.2644](#)] [[INSPIRE](#)].
- [31] PHENIX collaboration, A. Adare et al., *Measurement of the higher-order anisotropic flow coefficients for identified hadrons in Au+Au collisions at $\sqrt{s_{NN}} = 200$ GeV*, *Phys. Rev. C* **93** (2016) 051902 [[arXiv:1412.1038](#)] [[INSPIRE](#)].

- [32] ALICE collaboration, *The ALICE experiment at the CERN LHC*, 2008 *JINST* **3** S08002 [INSPIRE].
- [33] ALICE collaboration, *Performance of the ALICE Experiment at the CERN LHC*, *Int. J. Mod. Phys. A* **29** (2014) 1430044 [arXiv:1402.4476] [INSPIRE].
- [34] STAR collaboration, C. Adler et al., *Elliptic flow from two and four particle correlations in Au+Au collisions at $\sqrt{s_{NN}} = 130$ GeV*, *Phys. Rev. C* **66** (2002) 034904 [nucl-ex/0206001] [INSPIRE].
- [35] S.A. Voloshin, A.M. Poskanzer and R. Snellings, *Collective phenomena in non-central nuclear collisions*, arXiv:0809.2949 [INSPIRE].
- [36] N. van der Kolk, *To flow or not to flow: A study of elliptic flow and nonflow in proton-proton collisions in ALICE*, <http://www.nikhef.nl/generalstorage/tt-news/evenementen/article/25-01-2012-phd-defense-naomi-van-der-kolk-uu/7/>.
- [37] ALICE collaboration, *Charged-particle multiplicity density at mid-rapidity in central Pb-Pb collisions at $\sqrt{s_{NN}} = 2.76$ TeV*, *Phys. Rev. Lett.* **105** (2010) 252301 [arXiv:1011.3916] [INSPIRE].
- [38] J. Alme et al., *The ALICE TPC, a large 3-dimensional tracking device with fast readout for ultra-high multiplicity events*, *Nucl. Instrum. Meth. A* **622** (2010) 316 [arXiv:1001.1950] [INSPIRE].
- [39] ALICE collaboration, *Performance of the ALICE VZERO system*, 2013 *JINST* **8** P10016 [arXiv:1306.3130] [INSPIRE].
- [40] ALICE collaboration, *Centrality determination of Pb-Pb collisions at $\sqrt{s_{NN}} = 2.76$ TeV with ALICE*, *Phys. Rev. C* **88** (2013) 044909 [arXiv:1301.4361] [INSPIRE].
- [41] P. Billoir, *Track Fitting With Multiple Scattering: A New Method*, *Nucl. Instrum. Meth. A* **225** (1984) 352 [INSPIRE].
- [42] P. Billoir, R. Fruhwirth and M. Regler, *Track element merging strategy and vertex fitting in complex modular detectors*, *Nucl. Instrum. Meth. A* **241** (1985) 115 [INSPIRE].
- [43] ALICE collaboration, *Centrality dependence of π , K , p production in Pb-Pb collisions at $\sqrt{s_{NN}} = 2.76$ TeV*, *Phys. Rev. C* **88** (2013) 044910 [arXiv:1303.0737] [INSPIRE].
- [44] ALICE collaboration, *Particle identification in ALICE: a Bayesian approach*, *Eur. Phys. J. Plus* **131** (2016) 168 [arXiv:1602.01392] [INSPIRE].
- [45] P. Danielewicz and G. Odyniec, *Transverse Momentum Analysis of Collective Motion in Relativistic Nuclear Collisions*, *Phys. Lett. B* **157** (1985) 146 [INSPIRE].
- [46] STAR collaboration, S.A. Voloshin, *Energy and system size dependence of charged particle elliptic flow and $v(2)/\epsilon$ scaling*, *J. Phys. G* **34** (2007) S883 [nucl-ex/0701038] [INSPIRE].
- [47] ALICE collaboration, *Multiparticle azimuthal correlations in p-Pb and Pb-Pb collisions at the CERN Large Hadron Collider*, *Phys. Rev. C* **90** (2014) 054901 [arXiv:1406.2474] [INSPIRE].
- [48] ALICE collaboration, *Anisotropic flow of charged hadrons, pions and (anti-)protons measured at high transverse momentum in Pb-Pb collisions at $\sqrt{s_{NN}} = 2.76$ TeV*, *Phys. Lett. B* **719** (2013) 18 [arXiv:1205.5761] [INSPIRE].
- [49] H.-j. Xu, Z. Li and H. Song, *High-order flow harmonics of identified hadrons in 2.76A TeV Pb+Pb collisions*, *Phys. Rev. C* **93** (2016) 064905 [arXiv:1602.02029] [INSPIRE].

- [50] B. Zhang, C.M. Ko, B.-A. Li and Z.-w. Lin, *A multiphase transport model for nuclear collisions at RHIC*, *Phys. Rev. C* **61** (2000) 067901 [[nucl-th/9907017](#)] [[INSPIRE](#)].
- [51] Z.-w. Lin, S. Pal, C.M. Ko, B.-A. Li and B. Zhang, *Charged particle rapidity distributions at relativistic energies*, *Phys. Rev. C* **64** (2001) 011902 [[nucl-th/0011059](#)] [[INSPIRE](#)].
- [52] Z.-W. Lin, C.M. Ko, B.-A. Li, B. Zhang and S. Pal, *A Multi-phase transport model for relativistic heavy ion collisions*, *Phys. Rev. C* **72** (2005) 064901 [[nucl-th/0411110](#)] [[INSPIRE](#)].
- [53] H. Song, S. Bass and U.W. Heinz, *Spectra and elliptic flow for identified hadrons in 2.76A TeV Pb+Pb collisions*, *Phys. Rev. C* **89** (2014) 034919 [[arXiv:1311.0157](#)] [[INSPIRE](#)].
- [54] C. Shen, Z. Qiu, H. Song, J. Bernhard, S. Bass and U. Heinz, *The iEBE-VISHNU code package for relativistic heavy-ion collisions*, *Comput. Phys. Commun.* **199** (2016) 61 [[arXiv:1409.8164](#)] [[INSPIRE](#)].
- [55] S.A. Bass et al., *Microscopic models for ultrarelativistic heavy ion collisions*, *Prog. Part. Nucl. Phys.* **41** (1998) 255 [[nucl-th/9803035](#)] [[INSPIRE](#)].
- [56] B. Andersson, G. Gustafson and B. Nilsson-Almqvist, *A Model for Low p_T Hadronic Reactions, with Generalizations to Hadron-Nucleus and Nucleus-Nucleus Collisions*, *Nucl. Phys. B* **281** (1987) 289 [[INSPIRE](#)].
- [57] B. Nilsson-Almqvist and E. Stenlund, *Interactions Between Hadrons and Nuclei: The Lund Monte Carlo, Fritiof Version 1.6*, *Comput. Phys. Commun.* **43** (1987) 387 [[INSPIRE](#)].
- [58] B. Zhang, *ZPC 1.0.1: A Parton cascade for ultrarelativistic heavy ion collisions*, *Comput. Phys. Commun.* **109** (1998) 193 [[nucl-th/9709009](#)] [[INSPIRE](#)].
- [59] F. Retiere and M.A. Lisa, *Observable implications of geometrical and dynamical aspects of freeze out in heavy ion collisions*, *Phys. Rev. C* **70** (2004) 044907 [[nucl-th/0312024](#)] [[INSPIRE](#)].

The ALICE collaboration

J. Adam⁴⁰, D. Adamová⁸⁶, M.M. Aggarwal⁹⁰, G. Aglieri Rinella³⁶, M. Agnello^{32,112}, N. Agrawal⁴⁹, Z. Ahammed¹³⁵, S. Ahmad¹⁹, S.U. Ahn⁷⁰, S. Aiola¹³⁹, A. Akindinov⁶⁰, S.N. Alam¹³⁵, D.S.D. Albuquerque¹²³, D. Aleksandrov⁸², B. Alessandro¹¹², D. Alexandre¹⁰³, R. Alfaro Molina⁶⁶, A. Alici^{12,106}, A. Alkin³, J. Alme^{18,38}, T. Alt⁴³, S. Altinpinar¹⁸, I. Altsybeev¹³⁴, C. Alves Garcia Prado¹²², M. An⁷, C. Andrei⁸⁰, H.A. Andrews¹⁰³, A. Andronic⁹⁹, V. Angelov⁹⁶, T. Antičić¹⁰⁰, F. Antinori¹⁰⁹, P. Antonioli¹⁰⁶, L. Aphecetche¹¹⁵, H. Appelshäuser⁵⁵, S. Arcelli²⁷, R. Arnaldi¹¹², O.W. Arnold^{37,95}, I.C. Arsene²², M. Arslanodk⁵⁵, B. Audurier¹¹⁵, A. Augustinus³⁶, R. Averbeck⁹⁹, M.D. Azmi¹⁹, A. Badalà¹⁰⁸, Y.W. Baek⁶⁹, S. Bagnasco¹¹², R. Bailhache⁵⁵, R. Bala⁹³, S. Balasubramanian¹³⁹, A. Baldisseri¹⁵, R.C. Baral⁶³, A.M. Barbaro²⁶, R. Barbera²⁸, F. Barile³³, G.G. Barnaföldi¹³⁸, L.S. Barnby^{103,36}, V. Barret⁷², P. Bartalini⁷, K. Barth³⁶, J. Bartke^{119,i}, E. Bartsch⁵⁵, M. Basile²⁷, N. Bastid⁷², S. Basu¹³⁵, B. Bathen⁵⁶, G. Batigne¹¹⁵, A. Batista Camejo⁷², B. Batyunya⁶⁸, P.C. Batzing²², I.G. Bearden⁸³, H. Beck^{55,96}, C. Bedda¹¹², N.K. Behera⁵², I. Belikov⁵⁷, F. Bellini²⁷, H. Bello Martinez², R. Bellwied¹²⁴, R. Belmont¹³⁷, E. Belmont-Moreno⁶⁶, L.G.E. Beltran¹²¹, V. Belyaev⁷⁷, G. Bencedi¹³⁸, S. Beole²⁶, I. Berceanu⁸⁰, A. Bercuci⁸⁰, Y. Berdnikov⁸⁸, D. Berenyi¹³⁸, R.A. Bertens⁵⁹, D. Berzano³⁶, L. Betev³⁶, A. Bhasin⁹³, I.R. Bhat⁹³, A.K. Bhati⁹⁰, B. Bhattacharjee⁴⁵, J. Bhom¹¹⁹, L. Bianchi¹²⁴, N. Bianchi⁷⁴, C. Bianchin¹³⁷, J. Bielčák⁴⁰, J. Bielčíková⁸⁶, A. Bilandzic^{83,37,95}, G. Biro¹³⁸, R. Biswas⁴, S. Biswas^{4,81}, S. Bjelogrić⁵⁹, J.T. Blair¹²⁰, D. Blau⁸², C. Blume⁵⁵, F. Bock^{76,96}, A. Bogdanov⁷⁷, H. Bøggild⁸³, L. Boldizsár¹³⁸, M. Bombara⁴¹, M. Bonora³⁶, J. Book⁵⁵, H. Borel¹⁵, A. Borissov⁹⁸, M. Borri^{126,85}, F. Bossú⁶⁷, E. Botta²⁶, C. Bourjau⁸³, P. Braun-Munzinger⁹⁹, M. Bregant¹²², T. Breitner⁵⁴, T.A. Broker⁵⁵, T.A. Browning⁹⁷, M. Broz⁴⁰, E.J. Brucken⁴⁷, E. Bruna¹¹², G.E. Bruno³³, D. Budnikov¹⁰¹, H. Buesching⁵⁵, S. Bufalino^{26,32}, P. Buncic³⁶, O. Busch¹³⁰, Z. Buthelezi⁶⁷, J.B. Butt¹⁶, J.T. Buxton²⁰, J. Cabala¹¹⁷, D. Caffarri³⁶, X. Cai⁷, H. Caines¹³⁹, L. Calero Diaz⁷⁴, A. Caliva⁵⁹, E. Calvo Villar¹⁰⁴, P. Camerini²⁵, F. Carena³⁶, W. Carena³⁶, F. Carnesecchi²⁷, J. Castillo Castellanos¹⁵, A.J. Castro¹²⁷, E.A.R. Casula²⁴, C. Ceballos Sanchez⁹, J. Cepila⁴⁰, P. Cerello¹¹², J. Cerkala¹¹⁷, B. Chang¹²⁵, S. Chapeland³⁶, M. Chartier¹²⁶, J.L. Charvet¹⁵, S. Chattopadhyay¹³⁵, S. Chattopadhyay¹⁰², A. Chauvin^{95,37}, V. Chelnokov³, M. Cherney⁸⁹, C. Cheshkov¹³², B. Cheynis¹³², V. Chibante Barroso³⁶, D.D. Chinellato¹²³, S. Cho⁵², P. Chochula³⁶, K. Choi⁹⁸, M. Chojnacki⁸³, S. Choudhury¹³⁵, P. Christakoglou⁸⁴, C.H. Christensen⁸³, P. Christiansen³⁴, T. Chujo¹³⁰, S.U. Chung⁹⁸, C. Cicalo¹⁰⁷, L. Cifarelli^{12,27}, F. Cindolo¹⁰⁶, J. Cleymans⁹², F. Colamaria³³, D. Colella^{61,36}, A. Collu⁷⁶, M. Colocci²⁷, G. Conesa Balbastre⁷³, Z. Conesa del Valle⁵³, M.E. Connors^{ii,139}, J.G. Contreras⁴⁰, T.M. Cormier⁸⁷, Y. Corrales Morales^{26,112}, I. Cortés Maldonado², P. Cortese³¹, M.R. Cosentino¹²², F. Costa³⁶, J. Crkovska⁵³, P. Crochet⁷², R. Cruz Albino¹¹, E. Cuautle⁶⁵, L. Cunqueiro^{56,36}, T. Dahms^{37,95}, A. Dainese¹⁰⁹, M.C. Danisch⁹⁶, A. Danu⁶⁴, D. Das¹⁰², I. Das¹⁰², S. Das⁴, A. Dash⁸¹, S. Dash⁴⁹, S. De¹²², A. De Caro³⁰, G. de Cataldo¹⁰⁵, C. de Conti¹²², J. de Cuveland⁴³, A. De Falco²⁴, D. De Gruttola^{12,30}, N. De Marco¹¹², S. De Pasquale³⁰, R.D. De Souza¹²³, A. Deisting^{96,99}, A. Deloff⁷⁹, E. Dénes^{138,i}, C. Deplano⁸⁴, P. Dhankher⁴⁹, D. Di Bari³³, A. Di Mauro³⁶, P. Di Nezza⁷⁴, B. Di Ruzza¹⁰⁹, M.A. Diaz Corchero¹⁰, T. Dietel⁹², P. Dillenseger⁵⁵, R. Divià³⁶, Ø. Djuvsland¹⁸, A. Dobrin^{84,64}, D. Domenicis Gimenez¹²², B. Dönigus⁵⁵, O. Dordic²², T. Drozhzhova⁵⁵, A.K. Dubey¹³⁵, A. Dubla⁵⁹, L. Ducroux¹³², P. Dupieux⁷², R.J. Ehlers¹³⁹, D. Elia¹⁰⁵, E. Endress¹⁰⁴, H. Engel⁵⁴, E. Epple¹³⁹, B. Erazmus¹¹⁵, I. Erdemir⁵⁵, F. Erhardt¹³¹, B. Espagnon⁵³, M. Estienne¹¹⁵, S. Esumi¹³⁰, G. Eulisse³⁶, J. Eum⁹⁸, D. Evans¹⁰³,

S. Evdokimov¹¹³, G. Eyyubova⁴⁰, L. Fabbietti^{95,37}, D. Fabris¹⁰⁹, J. Faivre⁷³, A. Fantoni⁷⁴, M. Fasel⁷⁶, L. Feldkamp⁵⁶, A. Feliciello¹¹², G. Feofilov¹³⁴, J. Ferencei⁸⁶, A. Fernández Téllez², E.G. Ferreira¹⁷, A. Ferretti²⁶, A. Festanti²⁹, V.J.G. Feuillard^{15,72}, J. Figiel¹¹⁹, M.A.S. Figueredo¹²², S. Filchagin¹⁰¹, D. Finogeev⁵⁸, F.M. Fionda²⁴, E.M. Fiore³³, M. Floris³⁶, S. Foertsch⁶⁷, P. Foka⁹⁹, S. Fokin⁸², E. Fragiaco¹¹¹, A. Francescon³⁶, A. Francisco¹¹⁵, U. Frankenfeld⁹⁹, G.G. Fronze²⁶, U. Fuchs³⁶, C. Furget⁷³, A. Furs⁵⁸, M. Fusco Girard³⁰, J.J. Gaardhøje⁸³, M. Gagliardi²⁶, A.M. Gago¹⁰⁴, K. Gajdosova⁸³, M. Gallio²⁶, C.D. Galvan¹²¹, D.R. Gangadharan⁷⁶, P. Ganoti⁹¹, C. Gao⁷, C. Garabatos⁹⁹, E. Garcia-Solis¹³, K. Garg²⁸, C. Gargiulo³⁶, P. Gasik^{95,37}, E.F. Gauger¹²⁰, M. Germain¹¹⁵, M. Gheata^{36,64}, P. Ghosh¹³⁵, S.K. Ghosh⁴, P. Gianotti⁷⁴, P. Giubellino^{112,36}, P. Giubilato²⁹, E. Gladysz-Dziadus¹¹⁹, P. Glässel⁹⁶, D.M. Gómez Coral⁶⁶, A. Gomez Ramirez⁵⁴, A.S. Gonzalez³⁶, V. Gonzalez¹⁰, P. González-Zamora¹⁰, S. Gorbunov⁴³, L. Görlich¹¹⁹, S. Gotovac¹¹⁸, V. Grabski⁶⁶, O.A. Grachov¹³⁹, L.K. Graczykowski¹³⁶, K.L. Graham¹⁰³, A. Grelli⁵⁹, A. Grigoras³⁶, C. Grigoras³⁶, V. Grigoriev⁷⁷, A. Grigoryan¹, S. Grigoryan⁶⁸, B. Grinyov³, N. Grion¹¹¹, J.M. Gronefeld⁹⁹, J.F. Grosse-Oetringhaus³⁶, R. Grosso⁹⁹, L. Gruber¹¹⁴, F. Guber⁵⁸, R. Guernane⁷³, B. Guerzoni²⁷, K. Gulbrandsen⁸³, T. Gunji¹²⁹, A. Gupta⁹³, R. Gupta⁹³, I.B. Guzman², R. Haake^{56,36}, C. Hadjidakis⁵³, M. Haiduc⁶⁴, H. Hamagaki¹²⁹, G. Hamar¹³⁸, J.C. Hamon⁵⁷, J.W. Harris¹³⁹, A. Harton¹³, D. Hatzifotiadiou¹⁰⁶, S. Hayashi¹²⁹, S.T. Heckel⁵⁵, E. Hellbär⁵⁵, H. Helstrup³⁸, A. Herghelegiu⁸⁰, G. Herrera Corral¹¹, F. Herrmann⁵⁶, B.A. Hess³⁵, K.F. Hetland³⁸, H. Hillemanns³⁶, B. Hippolyte⁵⁷, D. Horak⁴⁰, R. Hosokawa¹³⁰, P. Hristov³⁶, C. Hughes¹²⁷, T.J. Humanic²⁰, N. Hussain⁴⁵, T. Hussain¹⁹, D. Hutter⁴³, D.S. Hwang²¹, R. Ilkaev¹⁰¹, M. Inaba¹³⁰, E. Incani²⁴, M. Ippolitov^{77,82}, M. Irfan¹⁹, V. Isakov⁵⁸, M. Ivanov^{99,36}, V. Ivanov⁸⁸, V. Izucheev¹¹³, B. Jacak⁷⁶, N. Jacazio²⁷, P.M. Jacobs⁷⁶, M.B. Jadhav⁴⁹, S. Jadlovská¹¹⁷, J. Jadlovsky^{117,61}, C. Jahnke^{122,37}, M.J. Jakubowska¹³⁶, M.A. Janik¹³⁶, P.H.S.Y. Jayarathna¹²⁴, C. Jena²⁹, S. Jena¹²⁴, R.T. Jimenez Bustamante⁹⁹, P.G. Jones¹⁰³, A. Jusko¹⁰³, P. Kalinak⁶¹, A. Kalweit³⁶, J.H. Kang¹⁴⁰, V. Kaplin⁷⁷, S. Kar¹³⁵, A. Karasu Uysal⁷¹, O. Karavichev⁵⁸, T. Karavicheva⁵⁸, L. Karayan^{96,99}, E. Karpechev⁵⁸, U. Keschull⁵⁴, R. Keidel¹⁴¹, D.L.D. Keijdener⁵⁹, M. Keil³⁶, M. Mohisin Khan^{iii,19}, P. Khan¹⁰², S.A. Khan¹³⁵, A. Khanzadeev⁸⁸, Y. Kharlov¹¹³, A. Khatun¹⁹, B. Kileng³⁸, D.W. Kim⁴⁴, D.J. Kim¹²⁵, D. Kim¹⁴⁰, H. Kim¹⁴⁰, J.S. Kim⁴⁴, J. Kim⁹⁶, M. Kim¹⁴⁰, S. Kim²¹, T. Kim¹⁴⁰, S. Kirsch⁴³, I. Kisel⁴³, S. Kiselev⁶⁰, A. Kisiel¹³⁶, G. Kiss¹³⁸, J.L. Klay⁶, C. Klein⁵⁵, J. Klein³⁶, C. Klein-Bösing⁵⁶, S. Klewin⁹⁶, A. Kluge³⁶, M.L. Knichel⁹⁶, A.G. Knospe^{124,120}, C. Kobdaj¹¹⁶, M. Kofarago³⁶, T. Kollegger⁹⁹, A. Kolojvari¹³⁴, V. Kondratiev¹³⁴, N. Kondratyeva⁷⁷, E. Kondratyuk¹¹³, A. Konevskikh⁵⁸, M. Kopcik¹¹⁷, M. Kour⁹³, C. Kouzinopoulos³⁶, O. Kovalenko⁷⁹, V. Kovalenko¹³⁴, M. Kowalski¹¹⁹, G. Koyithatta Meethalevedu⁴⁹, I. Králik⁶¹, A. Kravčáková⁴¹, M. Krivda^{61,103}, F. Krizek⁸⁶, E. Kryshen^{88,36}, M. Krzewicki⁴³, A.M. Kubera²⁰, V. Kučera⁸⁶, C. Kuhn⁵⁷, P.G. Kuijer⁸⁴, A. Kumar⁹³, J. Kumar⁴⁹, L. Kumar⁹⁰, S. Kumar⁴⁹, P. Kurashvili⁷⁹, A. Kurepin⁵⁸, A.B. Kurepin⁵⁸, A. Kuryakin¹⁰¹, M.J. Kweon⁵², Y. Kwon¹⁴⁰, S.L. La Pointe^{112,43}, P. La Rocca²⁸, P. Ladron de Guevara¹¹, C. Lagana Fernandes¹²², I. Lakomov³⁶, R. Langoy⁴², K. Lapidus^{37,139}, C. Lara⁵⁴, A. Lardeux¹⁵, A. Lattuca²⁶, E. Laudi³⁶, R. Lea²⁵, L. Leardini⁹⁶, S. Lee¹⁴⁰, F. Lehas⁸⁴, S. Lehner¹¹⁴, R.C. Lemmon⁸⁵, V. Lenti¹⁰⁵, E. Leogrande⁵⁹, I. León Monzón¹²¹, H. León Vargas⁶⁶, M. Leoncino²⁶, P. Lévai¹³⁸, S. Li^{72,7}, X. Li¹⁴, J. Lien⁴², R. Lietava¹⁰³, S. Lindal²², V. Lindenstruth⁴³, C. Lippmann⁹⁹, M.A. Lisa²⁰, H.M. Ljunggren³⁴, D.F. Lodato⁵⁹, P.I. Loenne¹⁸, V. Loginov⁷⁷, C. Loizides⁷⁶, X. Lopez⁷², E. López Torres⁹, A. Lowe¹³⁸, P. Luettig⁵⁵, M. Lunardon²⁹, G. Luparello²⁵, M. Lupi³⁶, T.H. Lutz¹³⁹, A. Maevskaya⁵⁸, M. Mager³⁶, S. Mahajan⁹³, S.M. Mahmood²², A. Maire⁵⁷, R.D. Majka¹³⁹, M. Malaev⁸⁸, I. Maldonado Cervantes⁶⁵, L. Malinina^{iv,68}, D. Mal'Kevich⁶⁰,

P. Malzacher⁹⁹, A. Mamonov¹⁰¹, V. Manko⁸², F. Manso⁷², V. Manzari^{36,105}, Y. Mao⁷, M. Marchisone^{67,128,26}, J. Mares⁶², G.V. Margagliotti²⁵, A. Margotti¹⁰⁶, J. Margutti⁵⁹, A. Marín⁹⁹, C. Markert¹²⁰, M. Marquard⁵⁵, N.A. Martin⁹⁹, P. Martinengo³⁶, M.I. Martínez², G. Martínez García¹¹⁵, M. Martinez Pedreira³⁶, A. Mas¹²², S. Masciocchi⁹⁹, M. Maserà²⁶, A. Masoni¹⁰⁷, A. Mastroserio³³, A. Matyja¹¹⁹, C. Mayer¹¹⁹, J. Mazer¹²⁷, M. Mazzilli³³, M.A. Mazzoni¹¹⁰, F. Meddi²³, Y. Melikyan⁷⁷, A. Menchaca-Rocha⁶⁶, E. Meninno³⁰, J. Mercado Pérez⁹⁶, M. Meres³⁹, S. Mhlanga⁹², Y. Miake¹³⁰, M.M. Mieskolainen⁴⁷, K. Mikhaylov^{60,68}, L. Milano^{76,36}, J. Milosevic²², A. Mischke⁵⁹, A.N. Mishra⁵⁰, T. Mishra⁶³, D. Miśkowiec⁹⁹, J. Mitra¹³⁵, C.M. Mitu⁶⁴, N. Mohammadi⁵⁹, B. Mohanty⁸¹, L. Molnar⁵⁷, L. Montaña Zetina¹¹, E. Montes¹⁰, D.A. Moreira De Godoy⁵⁶, L.A.P. Moreno², S. Moretto²⁹, A. Morreale¹¹⁵, A. Morsch³⁶, V. Muccifora⁷⁴, E. Mudnic¹¹⁸, D. Mühlheim⁵⁶, S. Muhuri¹³⁵, M. Mukherjee¹³⁵, J.D. Mulligan¹³⁹, M.G. Munhoz¹²², K. Munning⁴⁶, R.H. Munzer^{95,37,55}, H. Murakami¹²⁹, S. Murray⁶⁷, L. Musa³⁶, J. Musinsky⁶¹, B. Naik⁴⁹, R. Nair⁷⁹, B.K. Nandi⁴⁹, R. Nania¹⁰⁶, E. Nappi¹⁰⁵, M.U. Naru¹⁶, H. Natal da Luz¹²², C. Natrass¹²⁷, S.R. Navarro², K. Nayak⁸¹, R. Nayak⁴⁹, T.K. Nayak¹³⁵, S. Nazarenko¹⁰¹, A. Nedosekin⁶⁰, R.A. Negrao De Oliveira³⁶, L. Nellen⁶⁵, F. Ng¹²⁴, M. Nicassio⁹⁹, M. Niculescu⁶⁴, J. Niedziela³⁶, B.S. Nielsen⁸³, S. Nikolaev⁸², S. Nikulin⁸², V. Nikulin⁸⁸, F. Noferini^{106,12}, P. Nomokonov⁶⁸, G. Nooren⁵⁹, J.C.C. Noris², J. Norman¹²⁶, A. Nyanin⁸², J. Nystrand¹⁸, H. Oeschler⁹⁶, S. Oh¹³⁹, S.K. Oh⁶⁹, A. Ohlson³⁶, A. Okatan⁷¹, T. Okubo⁴⁸, J. Oleniacz¹³⁶, A.C. Oliveira Da Silva¹²², M.H. Oliver¹³⁹, J. Onderwaater⁹⁹, C. Oppedisano¹¹², R. Orava⁴⁷, M. Oravec¹¹⁷, A. Ortiz Velasquez⁶⁵, A. Oskarsson³⁴, J. Otwinowski¹¹⁹, K. Oyama^{96,78}, M. Ozdemir⁵⁵, Y. Pachmayer⁹⁶, D. Pagano¹³³, P. Pagano³⁰, G. Paić⁶⁵, S.K. Pal¹³⁵, P. Palni⁷, J. Pan¹³⁷, A.K. Pandey⁴⁹, V. Papikyan¹, G.S. Pappalardo¹⁰⁸, P. Pareek⁵⁰, W.J. Park⁹⁹, S. Parmar⁹⁰, A. Passfeld⁵⁶, V. Patricchio¹⁰⁵, R.N. Patra¹³⁵, B. Paul¹¹², H. Pei⁷, T. Peitzmann⁵⁹, X. Peng⁷, H. Pereira Da Costa¹⁵, D. Peresunko^{82,77}, E. Perez Lezama⁵⁵, V. Peskov⁵⁵, Y. Pestov⁵, V. Petráček⁴⁰, V. Petrov¹¹³, M. Petrovici⁸⁰, C. Petta²⁸, S. Piano¹¹¹, M. Pikna³⁹, P. Pillot¹¹⁵, L.O.D.L. Pimentel⁸³, O. Pinazza^{106,36}, L. Pinsky¹²⁴, D.B. Piyarathna¹²⁴, M. Płoskoń⁷⁶, M. Planinic¹³¹, J. Pluta¹³⁶, S. Pochybova¹³⁸, P.L.M. Podesta-Lerma¹²¹, M.G. Poghosyan⁸⁷, B. Polichtchouk¹¹³, N. Poljak¹³¹, W. Poonsawat¹¹⁶, A. Pop⁸⁰, H. Poppenborg⁵⁶, S. Porteboeuf-Houssais⁷², J. Porter⁷⁶, J. Pospisil⁸⁶, S.K. Prasad⁴, R. Preghenella^{106,36}, F. Prino¹¹², C.A. Pruneau¹³⁷, I. Pshenichnov⁵⁸, M. Puccio²⁶, G. Puddu²⁴, P. Pujahari¹³⁷, V. Punin¹⁰¹, J. Putschke¹³⁷, H. Qvigstad²², A. Rachevski¹¹¹, S. Raha⁴, S. Rajput⁹³, J. Rak¹²⁵, A. Rakotozafindrabe¹⁵, L. Ramello³¹, F. Rami⁵⁷, R. Raniwala⁹⁴, S. Raniwala⁹⁴, S.S. Räsänen⁴⁷, B.T. Rascanu⁵⁵, D. Rathee⁹⁰, I. Ravasenga²⁶, K.F. Read^{127,87}, K. Redlich⁷⁹, R.J. Reed¹³⁷, A. Rehman¹⁸, P. Reichelt⁵⁵, F. Reidt^{36,96}, X. Ren⁷, R. Renfordt⁵⁵, A.R. Reolon⁷⁴, A. Reshetin⁵⁸, K. Reygers⁹⁶, V. Riabov⁸⁸, R.A. Ricci⁷⁵, T. Richert³⁴, M. Richter²², P. Riedler³⁶, W. Riegler³⁶, F. Riggi²⁸, C. Ristea⁶⁴, M. Rodríguez Cahuantzi², A. Rodríguez Manso⁸⁴, K. Røed²², E. Rogochaya⁶⁸, D. Rohr⁴³, D. Röhrich¹⁸, F. Ronchetti^{36,74}, L. Ronflette¹¹⁵, P. Rosnet⁷², A. Rossi²⁹, F. Roukoutakis⁹¹, A. Roy⁵⁰, C. Roy⁵⁷, P. Roy¹⁰², A.J. Rubio Montero¹⁰, R. Rui²⁵, R. Russo²⁶, E. Ryabinkin⁸², Y. Ryabov⁸⁸, A. Rybicki¹¹⁹, S. Saarinen⁴⁷, S. Sadhu¹³⁵, S. Sadovsky¹¹³, K. Šafařík³⁶, B. Sahlmuller⁵⁵, P. Sahoo⁵⁰, R. Sahoo⁵⁰, S. Sahoo⁶³, P.K. Sahu⁶³, J. Saini¹³⁵, S. Sakai⁷⁴, M.A. Saleh¹³⁷, J. Salzwedel²⁰, S. Sambyal⁹³, V. Samsonov^{88,77}, L. Šándor⁶¹, A. Sandoval⁶⁶, M. Sano¹³⁰, D. Sarkar¹³⁵, N. Sarkar¹³⁵, P. Sarma⁴⁵, E. Scapparone¹⁰⁶, F. Scarlassara²⁹, C. Schiaua⁸⁰, R. Schicker⁹⁶, C. Schmidt⁹⁹, H.R. Schmidt³⁵, M. Schmidt³⁵, S. Schuchmann^{55,96}, J. Schukraft³⁶, Y. Schutz^{36,115}, K. Schwarz⁹⁹, K. Schweda⁹⁹, G. Scioli²⁷, E. Scomparin¹¹², R. Scott¹²⁷, M. Šefčík⁴¹, J.E. Seger⁸⁹, Y. Sekiguchi¹²⁹, D. Sekihata⁴⁸, I. Selyuzhenkov⁹⁹, K. Senosi⁶⁷, S. Senyukov^{3,36}, E. Serradilla^{10,66}, A. Sevcenco⁶⁴,

A. Shabanov⁵⁸, A. Shabetai¹¹⁵, O. Shadura³, R. Shahoyan³⁶, A. Shangaraev¹¹³, A. Sharma⁹³, M. Sharma⁹³, M. Sharma⁹³, N. Sharma¹²⁷, A.I. Sheikh¹³⁵, K. Shigaki⁴⁸, Q. Shou⁷, K. Shtejer^{9,26}, Y. Sibiriak⁸², S. Siddhanta¹⁰⁷, K.M. Sielewicz³⁶, T. Siemiarczuk⁷⁹, D. Silvermyr³⁴, C. Silvestre⁷³, G. Simatovic¹³¹, G. Simonetti³⁶, R. Singaraju¹³⁵, R. Singh⁸¹, V. Singhal¹³⁵, T. Sinha¹⁰², B. Sitar³⁹, M. Sitta³¹, T.B. Skaali²², M. Slupecki¹²⁵, N. Smirnov¹³⁹, R.J.M. Snellings⁵⁹, T.W. Snellman¹²⁵, J. Song⁹⁸, M. Song¹⁴⁰, Z. Song⁷, F. Soramel²⁹, S. Sorensen¹²⁷, F. Sozzi⁹⁹, E. Spiriti⁷⁴, I. Sputowska¹¹⁹, M. Spyropoulou-Stassinaki⁹¹, J. Stachel⁹⁶, I. Stan⁶⁴, P. Stankus⁸⁷, E. Stenlund³⁴, G. Steyn⁶⁷, J.H. Stiller⁹⁶, D. Stocco¹¹⁵, P. Strmen³⁹, A.A.P. Suaide¹²², T. Sugitate⁴⁸, C. Suire⁵³, M. Suleymanov¹⁶, M. Suljic^{25,i}, R. Sultanov⁶⁰, M. Šumbera⁸⁶, S. Sumowidagdo⁵¹, S. Swain⁶³, A. Szabo³⁹, I. Szarka³⁹, A. Szczepankiewicz¹³⁶, M. Szymanski¹³⁶, U. Tabassam¹⁶, J. Takahashi¹²³, G.J. Tambave¹⁸, N. Tanaka¹³⁰, M. Tarhini⁵³, M. Tariq¹⁹, M.G. Tarzila⁸⁰, A. Tauro³⁶, G. Tejada Muñoz², A. Telesca³⁶, K. Terasaki¹²⁹, C. Terrevoli²⁹, B. Teyssier¹³², J. Thäder⁷⁶, D. Thakur⁵⁰, D. Thomas¹²⁰, R. Tieulent¹³², A. Tikhonov⁵⁸, A.R. Timmins¹²⁴, A. Toia⁵⁵, S. Trogolo²⁶, G. Trombetta³³, V. Trubnikov³, W.H. Trzaska¹²⁵, T. Tsuji¹²⁹, A. Tumkin¹⁰¹, R. Turrisi¹⁰⁹, T.S. Tveter²², K. Ullaland¹⁸, A. Uras¹³², G.L. Usai²⁴, A. Utrobicic¹³¹, M. Vala⁶¹, L. Valencia Palomo⁷², J. Van Der Maarel⁵⁹, J.W. Van Hoorne^{36,114}, M. van Leeuwen⁵⁹, T. Vanat⁸⁶, P. Vande Vyvre³⁶, D. Varga¹³⁸, A. Vargas², M. Vargyas¹²⁵, R. Varma⁴⁹, M. Vasileiou⁹¹, A. Vasiliev⁸², A. Vauthier⁷³, O. Vázquez Doce^{95,37}, V. Vechernin¹³⁴, A.M. Veen⁵⁹, A. Velure¹⁸, E. Vercellin²⁶, S. Vergara Limón², R. Vernet⁸, L. Vickovic¹¹⁸, J. Viinikainen¹²⁵, Z. Vilakazi¹²⁸, O. Villalobos Baillie¹⁰³, A. Villatoro Tello², A. Vinogradov⁸², L. Vinogradov¹³⁴, T. Virgili³⁰, V. Vislavicius³⁴, Y.P. Viyogi¹³⁵, A. Vodopyanov⁶⁸, M.A. Völkl⁹⁶, K. Voloshin⁶⁰, S.A. Voloshin¹³⁷, G. Volpe^{33,138}, B. von Haller³⁶, I. Vorobyev^{95,37}, D. Vranic^{99,36}, J. Vrláková⁴¹, B. Vulpescu⁷², B. Wagner¹⁸, J. Wagner⁹⁹, H. Wang⁵⁹, M. Wang⁷, D. Watanabe¹³⁰, Y. Watanabe¹²⁹, M. Weber^{36,114}, S.G. Weber⁹⁹, D.F. Weiser⁹⁶, J.P. Wessels⁵⁶, U. Westerhoff⁵⁶, A.M. Whitehead⁹², J. Wiechula³⁵, J. Wikne²², G. Wilk⁷⁹, J. Wilkinson⁹⁶, G.A. Willems⁵⁶, M.C.S. Williams¹⁰⁶, B. Windelband⁹⁶, M. Winn⁹⁶, S. Yalcin⁷¹, P. Yang⁷, S. Yano⁴⁸, Z. Yin⁷, H. Yokoyama¹³⁰, I.-K. Yoo⁹⁸, J.H. Yoon⁵², V. Yurchenko³, A. Zaborowska¹³⁶, V. Zaccolo⁸³, A. Zaman¹⁶, C. Zampolli^{106,36}, H.J.C. Zanolli¹²², S. Zaporozhets⁶⁸, N. Zardoshti¹⁰³, A. Zarochentsev¹³⁴, P. Závada⁶², N. Zaviyalov¹⁰¹, H. Zbroszczyk¹³⁶, I.S. Zgura⁶⁴, M. Zhalov⁸⁸, H. Zhang^{18,7}, X. Zhang^{76,7}, Y. Zhang⁷, C. Zhang⁵⁹, Z. Zhang⁷, C. Zhao²², N. Zhigareva⁶⁰, D. Zhou⁷, Y. Zhou⁸³, Z. Zhou¹⁸, H. Zhu^{18,7}, J. Zhu^{7,115}, A. Zichichi^{27,12}, A. Zimmermann⁹⁶, M.B. Zimmermann^{56,36}, G. Zinoviev³, M. Zyzak⁴³

ⁱ Deceased

ⁱⁱ Also at: Georgia State University, Atlanta, Georgia, United States

ⁱⁱⁱ Also at: Also at Department of Applied Physics, Aligarh Muslim University, Aligarh, India

^{iv} Also at: M.V. Lomonosov Moscow State University, D.V. Skobeltsyn Institute of Nuclear Physics, Moscow, Russia

¹ A.I. Alikhanyan National Science Laboratory (Yerevan Physics Institute) Foundation, Yerevan, Armenia

² Benemérita Universidad Autónoma de Puebla, Puebla, Mexico

³ Bogolyubov Institute for Theoretical Physics, Kiev, Ukraine

⁴ Bose Institute, Department of Physics and Centre for Astroparticle Physics and Space Science (CAPSS), Kolkata, India

- 5 *Budker Institute for Nuclear Physics, Novosibirsk, Russia*
6 *California Polytechnic State University, San Luis Obispo, California, United States*
7 *Central China Normal University, Wuhan, China*
8 *Centre de Calcul de l'IN2P3, Villeurbanne, France*
9 *Centro de Aplicaciones Tecnológicas y Desarrollo Nuclear (CEADEN), Havana, Cuba*
10 *Centro de Investigaciones Energéticas Medioambientales y Tecnológicas (CIEMAT), Madrid, Spain*
11 *Centro de Investigación y de Estudios Avanzados (CINVESTAV), Mexico City and Mérida, Mexico*
12 *Centro Fermi - Museo Storico della Fisica e Centro Studi e Ricerche "Enrico Fermi", Rome, Italy*
13 *Chicago State University, Chicago, Illinois, USA*
14 *China Institute of Atomic Energy, Beijing, China*
15 *Commissariat à l'Energie Atomique, IRFU, Saclay, France*
16 *COMSATS Institute of Information Technology (CIIT), Islamabad, Pakistan*
17 *Departamento de Física de Partículas and IGFAE, Universidad de Santiago de Compostela, Santiago de Compostela, Spain*
18 *Department of Physics and Technology, University of Bergen, Bergen, Norway*
19 *Department of Physics, Aligarh Muslim University, Aligarh, India*
20 *Department of Physics, Ohio State University, Columbus, Ohio, United States*
21 *Department of Physics, Sejong University, Seoul, South Korea*
22 *Department of Physics, University of Oslo, Oslo, Norway*
23 *Dipartimento di Fisica dell'Università 'La Sapienza' and Sezione INFN Rome, Italy*
24 *Dipartimento di Fisica dell'Università and Sezione INFN, Cagliari, Italy*
25 *Dipartimento di Fisica dell'Università and Sezione INFN, Trieste, Italy*
26 *Dipartimento di Fisica dell'Università and Sezione INFN, Turin, Italy*
27 *Dipartimento di Fisica e Astronomia dell'Università and Sezione INFN, Bologna, Italy*
28 *Dipartimento di Fisica e Astronomia dell'Università and Sezione INFN, Catania, Italy*
29 *Dipartimento di Fisica e Astronomia dell'Università and Sezione INFN, Padova, Italy*
30 *Dipartimento di Fisica 'E.R. Caianiello' dell'Università and Gruppo Collegato INFN, Salerno, Italy*
31 *Dipartimento di Scienze e Innovazione Tecnologica dell'Università del Piemonte Orientale and Gruppo Collegato INFN, Alessandria, Italy*
32 *Dipartimento DISAT del Politecnico and Sezione INFN, Turin, Italy*
33 *Dipartimento Interateneo di Fisica 'M. Merlin' and Sezione INFN, Bari, Italy*
34 *Division of Experimental High Energy Physics, University of Lund, Lund, Sweden*
35 *Eberhard Karls Universität Tübingen, Tübingen, Germany*
36 *European Organization for Nuclear Research (CERN), Geneva, Switzerland*
37 *Excellence Cluster Universe, Technische Universität München, Munich, Germany*
38 *Faculty of Engineering, Bergen University College, Bergen, Norway*
39 *Faculty of Mathematics, Physics and Informatics, Comenius University, Bratislava, Slovakia*
40 *Faculty of Nuclear Sciences and Physical Engineering, Czech Technical University in Prague, Prague, Czech Republic*
41 *Faculty of Science, P.J. Šafárik University, Košice, Slovakia*
42 *Faculty of Technology, Buskerud and Vestfold University College, Vestfold, Norway*
43 *Frankfurt Institute for Advanced Studies, Johann Wolfgang Goethe-Universität Frankfurt, Frankfurt, Germany*
44 *Gangneung-Wonju National University, Gangneung, South Korea*
45 *Gauhati University, Department of Physics, Guwahati, India*
46 *Helmholtz-Institut für Strahlen- und Kernphysik, Rheinische Friedrich-Wilhelms-Universität Bonn, Bonn, Germany*
47 *Helsinki Institute of Physics (HIP), Helsinki, Finland*
48 *Hiroshima University, Hiroshima, Japan*
49 *Indian Institute of Technology Bombay (IIT), Mumbai, India*
50 *Indian Institute of Technology Indore, Indore (IITI), India*
51 *Indonesian Institute of Sciences, Jakarta, Indonesia*

- 52 *Inha University, Incheon, South Korea*
- 53 *Institut de Physique Nucléaire d'Orsay (IPNO), Université Paris-Sud, CNRS-IN2P3, Orsay, France*
- 54 *Institut für Informatik, Johann Wolfgang Goethe-Universität Frankfurt, Frankfurt, Germany*
- 55 *Institut für Kernphysik, Johann Wolfgang Goethe-Universität Frankfurt, Frankfurt, Germany*
- 56 *Institut für Kernphysik, Westfälische Wilhelms-Universität Münster, Münster, Germany*
- 57 *Institut Pluridisciplinaire Hubert Curien (IPHC), Université de Strasbourg, CNRS-IN2P3, Strasbourg, France*
- 58 *Institute for Nuclear Research, Academy of Sciences, Moscow, Russia*
- 59 *Institute for Subatomic Physics of Utrecht University, Utrecht, Netherlands*
- 60 *Institute for Theoretical and Experimental Physics, Moscow, Russia*
- 61 *Institute of Experimental Physics, Slovak Academy of Sciences, Košice, Slovakia*
- 62 *Institute of Physics, Academy of Sciences of the Czech Republic, Prague, Czech Republic*
- 63 *Institute of Physics, Bhubaneswar, India*
- 64 *Institute of Space Science (ISS), Bucharest, Romania*
- 65 *Instituto de Ciencias Nucleares, Universidad Nacional Autónoma de México, Mexico City, Mexico*
- 66 *Instituto de Física, Universidad Nacional Autónoma de México, Mexico City, Mexico*
- 67 *iThemba LABS, National Research Foundation, Somerset West, South Africa*
- 68 *Joint Institute for Nuclear Research (JINR), Dubna, Russia*
- 69 *Konkuk University, Seoul, South Korea*
- 70 *Korea Institute of Science and Technology Information, Daejeon, South Korea*
- 71 *KTO Karatay University, Konya, Turkey*
- 72 *Laboratoire de Physique Corpusculaire (LPC), Clermont Université, Université Blaise Pascal, CNRS-IN2P3, Clermont-Ferrand, France*
- 73 *Laboratoire de Physique Subatomique et de Cosmologie, Université Grenoble-Alpes, CNRS-IN2P3, Grenoble, France*
- 74 *Laboratori Nazionali di Frascati, INFN, Frascati, Italy*
- 75 *Laboratori Nazionali di Legnaro, INFN, Legnaro, Italy*
- 76 *Lawrence Berkeley National Laboratory, Berkeley, California, United States*
- 77 *Moscow Engineering Physics Institute, Moscow, Russia*
- 78 *Nagasaki Institute of Applied Science, Nagasaki, Japan*
- 79 *National Centre for Nuclear Studies, Warsaw, Poland*
- 80 *National Institute for Physics and Nuclear Engineering, Bucharest, Romania*
- 81 *National Institute of Science Education and Research, Bhubaneswar, India*
- 82 *National Research Centre Kurchatov Institute, Moscow, Russia*
- 83 *Niels Bohr Institute, University of Copenhagen, Copenhagen, Denmark*
- 84 *Nikhef, Nationaal instituut voor subatomaire fysica, Amsterdam, Netherlands*
- 85 *Nuclear Physics Group, STFC Daresbury Laboratory, Daresbury, United Kingdom*
- 86 *Nuclear Physics Institute, Academy of Sciences of the Czech Republic, Řež u Prahy, Czech Republic*
- 87 *Oak Ridge National Laboratory, Oak Ridge, Tennessee, United States*
- 88 *Petersburg Nuclear Physics Institute, Gatchina, Russia*
- 89 *Physics Department, Creighton University, Omaha, Nebraska, United States*
- 90 *Physics Department, Panjab University, Chandigarh, India*
- 91 *Physics Department, University of Athens, Athens, Greece*
- 92 *Physics Department, University of Cape Town, Cape Town, South Africa*
- 93 *Physics Department, University of Jammu, Jammu, India*
- 94 *Physics Department, University of Rajasthan, Jaipur, India*
- 95 *Physik Department, Technische Universität München, Munich, Germany*
- 96 *Physikalisches Institut, Ruprecht-Karls-Universität Heidelberg, Heidelberg, Germany*
- 97 *Purdue University, West Lafayette, Indiana, United States*
- 98 *Pusan National University, Pusan, South Korea*
- 99 *Research Division and ExtreMe Matter Institute EMMI, GSI Helmholtzzentrum für Schwerionenforschung, Darmstadt, Germany*

- 100 *Rudjer Bošković Institute, Zagreb, Croatia*
101 *Russian Federal Nuclear Center (VNIIEF), Sarov, Russia*
102 *Saha Institute of Nuclear Physics, Kolkata, India*
103 *School of Physics and Astronomy, University of Birmingham, Birmingham, United Kingdom*
104 *Sección Física, Departamento de Ciencias, Pontificia Universidad Católica del Perú, Lima, Peru*
105 *Sezione INFN, Bari, Italy*
106 *Sezione INFN, Bologna, Italy*
107 *Sezione INFN, Cagliari, Italy*
108 *Sezione INFN, Catania, Italy*
109 *Sezione INFN, Padova, Italy*
110 *Sezione INFN, Rome, Italy*
111 *Sezione INFN, Trieste, Italy*
112 *Sezione INFN, Turin, Italy*
113 *SSC IHEP of NRC Kurchatov institute, Protvino, Russia*
114 *Stefan Meyer Institut für Subatomare Physik (SMI), Vienna, Austria*
115 *SUBATECH, Ecole des Mines de Nantes, Université de Nantes, CNRS-IN2P3, Nantes, France*
116 *Suranaree University of Technology, Nakhon Ratchasima, Thailand*
117 *Technical University of Košice, Košice, Slovakia*
118 *Technical University of Split FESB, Split, Croatia*
119 *The Henryk Niewodniczanski Institute of Nuclear Physics, Polish Academy of Sciences, Cracow, Poland*
120 *The University of Texas at Austin, Physics Department, Austin, Texas, USA*
121 *Universidad Autónoma de Sinaloa, Culiacán, Mexico*
122 *Universidade de São Paulo (USP), São Paulo, Brazil*
123 *Universidade Estadual de Campinas (UNICAMP), Campinas, Brazil*
124 *University of Houston, Houston, Texas, United States*
125 *University of Jyväskylä, Jyväskylä, Finland*
126 *University of Liverpool, Liverpool, United Kingdom*
127 *University of Tennessee, Knoxville, Tennessee, United States*
128 *University of the Witwatersrand, Johannesburg, South Africa*
129 *University of Tokyo, Tokyo, Japan*
130 *University of Tsukuba, Tsukuba, Japan*
131 *University of Zagreb, Zagreb, Croatia*
132 *Université de Lyon, Université Lyon 1, CNRS/IN2P3, IPN-Lyon, Villeurbanne, France*
133 *Università di Brescia*
134 *V. Fock Institute for Physics, St. Petersburg State University, St. Petersburg, Russia*
135 *Variable Energy Cyclotron Centre, Kolkata, India*
136 *Warsaw University of Technology, Warsaw, Poland*
137 *Wayne State University, Detroit, Michigan, United States*
138 *Wigner Research Centre for Physics, Hungarian Academy of Sciences, Budapest, Hungary*
139 *Yale University, New Haven, Connecticut, United States*
140 *Yonsei University, Seoul, South Korea*
141 *Zentrum für Technologietransfer und Telekommunikation (ZTT), Fachhochschule Worms, Worms, Germany*