

Linear and non-linear flow mode in Pb-Pb collisions at $\sqrt{s_{NN}}=2.76$ TeV

(ALICE Collaboration) Acharya, S.; ...; Antičić, Tome; ...; Erhardt, Filip; ...; Gotovac, Sven; ...; Jerčić, Marko; ...; ...

Source / Izvornik: **Physics Letters B**, 2017, 773, 68 - 80

Journal article, Published version

Rad u časopisu, Objavljena verzija rada (izdavačev PDF)

<https://doi.org/10.1016/j.physletb.2017.07.060>

Permanent link / Trajna poveznica: <https://urn.nsk.hr/urn:nbn:hr:217:869664>

Rights / Prava: [Attribution 4.0 International](#)/[Imenovanje 4.0 međunarodna](#)

Download date / Datum preuzimanja: **2024-10-05**



Repository / Repozitorij:

[Repository of the Faculty of Science - University of Zagreb](#)





Linear and non-linear flow mode in Pb–Pb collisions at $\sqrt{s_{NN}} = 2.76$ TeV

ALICE Collaboration*



ARTICLE INFO

Article history:

Received 22 May 2017

Received in revised form 10 July 2017

Accepted 27 July 2017

Available online 4 August 2017

Editor: L. Rolandi

ABSTRACT

The second and the third order anisotropic flow, V_2 and V_3 , are mostly determined by the corresponding initial spatial anisotropy coefficients, ε_2 and ε_3 , in the initial density distribution. In addition to their dependence on the same order initial anisotropy coefficient, higher order anisotropic flow, V_n ($n > 3$), can also have a significant contribution from lower order initial anisotropy coefficients, which leads to mode-coupling effects. In this Letter we investigate the linear and non-linear modes in higher order anisotropic flow V_n for $n = 4, 5, 6$ with the ALICE detector at the Large Hadron Collider. The measurements are done for particles in the pseudorapidity range $|\eta| < 0.8$ and the transverse momentum range $0.2 < p_T < 5.0$ GeV/c as a function of collision centrality. The results are compared with theoretical calculations and provide important constraints on the initial conditions, including initial spatial geometry and its fluctuations, as well as the ratio of the shear viscosity to entropy density of the produced system.

© 2017 The Author(s). Published by Elsevier B.V. This is an open access article under the CC BY license (<http://creativecommons.org/licenses/by/4.0/>). Funded by SCOAP³.

1. Introduction

The primary goal of the ultra-relativistic heavy-ion collision programme at the Large Hadron Collider (LHC) is to study the properties of the Quark–Gluon Plasma (QGP), a novel state of strongly interacting matter that is proposed to exist at high temperatures and energy densities [1,2]. Studies of azimuthal correlations of produced particles have contributed significantly to the characterisation of the matter created in heavy-ion collisions [3,4]. Anisotropic flow, which quantifies the anisotropy of the momentum distribution of final state particles, is sensitive to the event-by-event fluctuating initial geometry of the overlap region, together with the transport properties and equation of state of the system [4–7]. The successful description of anisotropic flow results by hydrodynamic calculations suggests that the created medium behaves as a nearly perfect fluid [4,5] with a shear viscosity to entropy density ratio, η/s , close to a conjectured lower bound $1/4\pi$ [8]. Anisotropic flow is characterised using a Fourier decomposition of the particle azimuthal distribution in the plane transverse to the beam direction [9,10]:

$$\frac{dN}{d\varphi} \propto 1 + 2 \sum_{n=1}^{\infty} v_n \cos[n(\varphi - \Psi_n)], \quad (1)$$

where N is the number of produced particles, φ is the azimuthal angle of the particle and Ψ_n is the n th order flow symmetry plane.

The n th order (complex) anisotropic flow V_n is defined as: $V_n \equiv v_n e^{in\Psi_n}$, where $v_n = |V_n|$ is the flow coefficient, and Ψ_n represents the azimuth of V_n in momentum space. For non-central heavy-ion collisions, the dominant flow coefficient is v_2 , referred to as elliptic flow. Non-vanishing values of higher flow coefficients v_3 – v_6 at the LHC are ascribed primarily to the response of the produced QGP to fluctuations of the initial energy density profile of the colliding nucleons [11–15].

The standard (moment-defined) initial anisotropy coefficients ε_n together with their corresponding initial symmetry planes (also called participant planes) Φ_n can be calculated from the transverse positions (r, ϕ) of the participating nucleons

$$\varepsilon_n e^{in\Phi_n} \equiv - \frac{\langle r^n e^{in\phi} \rangle}{\langle r^n \rangle} \quad (\text{for } n > 1), \quad (2)$$

where $\langle \rangle$ denotes the average over the transverse position of all participating nucleons, ϕ is azimuthal angle, and n is the order of the coefficient [11,16]. It has been shown in [17,18] that V_2 and V_3 are mostly determined with the same order initial spatial anisotropy coefficients ε_2 and ε_3 , respectively. Considering that η/s reduces the hydrodynamic response of v_n to ε_n , it was proposed in [18–21] that v_n/ε_n (for $n = 2, 3$) could be a direct probe to quantitatively constrain the η/s of the QGP in hydrodynamic calculations. However, ε_n cannot be determined experimentally. Instead, they are obtained from various theoretical models, resulting in large uncertainties in the estimated η/s derived indirectly from v_2 and v_3 measurements [17,19]. On the other hand, higher order anisotropic flow V_n with $n > 3$ probe smaller spatial scales and

* E-mail address: alice-publications@cern.ch.

thus are more sensitive to η/s than V_2 and V_3 due to more pronounced viscous corrections [16,22]. Thus, the study of the full set of flow coefficients is expected to constrain both ε_n and η/s simultaneously. However, it was realised later that V_n with $n > 3$ is not linearly correlated with the corresponding ε_n [16,22,23], which makes the extraction of η/s from measurements of higher order flow coefficients less straightforward. In addition to the study of flow coefficients, the results of correlations between different order anisotropic flow angles and amplitudes shed light on both the early stage dynamics and the transport properties of the created QGP [24–32]. In particular, the characteristic pattern of flow symmetry plane correlations (also known as angular correlations of flow-vectors) observed in experiments is reproduced quantitatively by theoretical calculations [29–33]. However, the correlations between flow coefficients (also known as amplitude correlations of flow-vectors), investigated using symmetric cumulants, provide stricter constraints on initial conditions and η/s than the individual v_n measurements [24–28,31,32]. It is a challenge for current theoretical models to provide quantitative descriptions of the correlations between different order flow coefficients.

As discussed above, it is known that the lower order anisotropic flow V_n ($n = 2, 3$) is largely determined by a linear response of the system to the corresponding ε_n (except in peripheral collisions). Higher order anisotropic flow V_n with $n > 3$ have contributions not only from the linear response of the system to ε_n , but also contributions proportional to the product of ε_2 and/or ε_3 . These contributions are usually called non-linear response [25,34] in higher order anisotropic flow. For a single event, V_n with $n = 4, 5$ and 6 can be decomposed into the so-called linear and the non-linear contributions, according to

$$V_4 = V_4^{\text{NL}} + V_4^{\text{L}} = \chi_{4,22}(V_2)^2 + V_4^{\text{L}}, \quad (3)$$

$$V_5 = V_5^{\text{NL}} + V_5^{\text{L}} = \chi_{5,32}V_2V_3 + V_5^{\text{L}}, \quad (4)$$

$$V_6 = V_6^{\text{NL}} + V_6^{\text{L}} \\ = \chi_{6,222}(V_2)^3 + \chi_{6,33}(V_3)^2 + \chi_{6,42}V_2V_4^{\text{L}} + V_6^{\text{L}}. \quad (5)$$

Here $\chi_{n,mk}$ is a new observable called the non-linear mode coefficient [34] and V_n^{NL} represents the non-linear mode which has contributions from modes with lower order anisotropy coefficients. The V_n^{L} term represents the linear mode, which was naively expected from the linear response of the system to the same order ε_n . However, a recent hydrodynamic calculation showed that V_n^{L} is not driven by the linear response to the standardly moment-defined ε_n introduced in Eq. (2), but the corresponding cumulant-defined anisotropy coefficient ε'_n [30,35]. For example, V_4^{L} is expected to be driven by the 4th-order cumulant-defined anisotropy coefficient and its corresponding initial symmetry plane which can be calculated as

$$\varepsilon'_4 e^{i4\phi_4} \equiv -\frac{\langle z^4 \rangle - 3\langle z^2 \rangle^2}{\langle r^4 \rangle} = \varepsilon_4 e^{i4\phi_4} + \frac{3\langle r^2 \rangle^2}{\langle r^4 \rangle} \varepsilon_2^2 e^{i4\phi_2}, \quad (6)$$

where $z = re^{i\phi}$. The calculations for other order anisotropy coefficients and their corresponding initial symmetry planes can be found in [30,35]. If the non-linear and linear modes of higher order anisotropic flow, V_n^{NL} and V_n^{L} , are uncorrelated (e.g. V_n^{L} is perpendicular to V_n^{NL}), they can be isolated. One of the proposed approaches to validate the assumption that V_n^{NL} and V_n^{L} are uncorrelated is testing the following relations [25]:

$$\frac{\langle V_4 (V_2^*)^2 v_2^2 \rangle}{\langle V_4 (V_2^*)^2 \rangle \langle v_2^2 \rangle} = \frac{\langle v_2^6 \rangle}{\langle v_2^4 \rangle \langle v_2^2 \rangle}, \quad (7)$$

$$\frac{\langle V_5 V_3^* V_2^* v_2^2 \rangle}{\langle V_5 V_3^* V_2^* \rangle \langle v_2^2 \rangle} = \frac{\langle v_2^4 v_3^2 \rangle}{\langle v_2^2 v_3^2 \rangle \langle v_2^2 \rangle}. \quad (8)$$

If the above relations are valid, one could combine the analyses of higher order anisotropic flow with respect to their corresponding symmetry planes and to the planes of lower order anisotropic flow V_2 or V_3 to eliminate the uncertainty from initial state assumptions and extract η/s with better precision [34].

In this Letter, the linear and non-linear modes in higher order anisotropic flow generation are studied in Pb–Pb collisions at $\sqrt{s_{\text{NN}}} = 2.76$ TeV with the ALICE detector. The main observables are introduced in Section 2 and the experimental setup is described in Section 3. Section 4 presents the study of the systematic uncertainties of the above mentioned observables. The results and their discussion are provided in Section 5. Section 6 contains the summary and conclusions.

2. Observables and analysis methods

Ideally, the flow coefficient v_n can be measured via the azimuthal correlations of emitted particles with respect to the symmetry plane Ψ_n as $v_n = \langle \cos n(\varphi - \Psi_n) \rangle$. Since Ψ_n is unknown experimentally, the simplest approach to obtain v_n is using 2-particle correlations:

$$v_n\{2\} = \langle \langle \cos n(\varphi_1 - \varphi_2) \rangle \rangle^{1/2} = \langle v_n^2 \rangle^{1/2}. \quad (9)$$

Here $\langle \rangle$ denotes the average over all particles in a single event and then an average of over all events, $\langle \rangle$ indicates the event average of over all events, and φ_i represents the azimuthal angle of the i -th particle. The analysed events are divided into two sub-events A and B, separated by a pseudorapidity gap, to suppress non-flow effects. The latter are the azimuthal correlations not associated to the common symmetry plane Ψ_n , such as jets and resonance decays. Thus, we modify Eq. (9) to

$$v_n\{2\} = \langle \langle \cos(n\varphi_1^A - n\varphi_2^B) \rangle \rangle^{1/2} = \langle v_n^2 \rangle^{1/2}. \quad (10)$$

Here φ_1^A and φ_2^B are selected from subevent A and B, respectively.

Before introducing observables related to the linear and non-linear modes in higher order anisotropic flow, it is crucial to verify whether Eqs. (7)–(8) are applicable. The left and right hand sides of Eq. (7) are obtained by constructing suitable multi-particle correlations [34]:

$$\frac{\langle V_4 (V_2^*)^2 v_2^2 \rangle^A}{\langle V_4 (V_2^*)^2 \rangle^A \langle v_2^2 \rangle^A} \\ = \frac{\langle \langle \cos(4\varphi_1^A + 2\varphi_2^A - 2\varphi_3^B - 2\varphi_4^B - 2\varphi_5^B) \rangle \rangle}{\langle \langle \cos(4\varphi_1^A - 2\varphi_2^B - 2\varphi_3^B) \rangle \rangle \langle \langle \cos(2\varphi_1^A - 2\varphi_2^B) \rangle \rangle}, \quad (11)$$

$$\frac{\langle v_2^6 \rangle}{\langle v_2^4 \rangle \langle v_2^2 \rangle} \\ = \frac{\langle \langle \cos(2\varphi_1^A + 2\varphi_2^A + 2\varphi_3^A - 2\varphi_4^B - 2\varphi_5^B - 2\varphi_6^B) \rangle \rangle}{\langle \langle \cos(2\varphi_1^A + 2\varphi_2^A - 2\varphi_3^B - 2\varphi_4^B) \rangle \rangle \langle \langle \cos(2\varphi_1^A - 2\varphi_2^B) \rangle \rangle}. \quad (12)$$

Similarly, we can validate Eq. (8) by calculating both sides with [34]:

$$\frac{\langle V_5 V_3^* V_2^* v_2^2 \rangle^A}{\langle V_5 V_3^* V_2^* \rangle^A \langle v_2^2 \rangle^A} \\ = \frac{\langle \langle \cos(5\varphi_1^A + 2\varphi_2^A - 3\varphi_3^B - 2\varphi_4^B - 2\varphi_5^B) \rangle \rangle}{\langle \langle \cos(5\varphi_1^A - 3\varphi_2^B - 2\varphi_3^B) \rangle \rangle \langle \langle \cos(2\varphi_1^A - 2\varphi_2^B) \rangle \rangle}, \quad (13)$$

$$\frac{\langle v_2^4 v_3^2 \rangle}{\langle v_2^2 v_3^2 \rangle \langle v_2^2 \rangle} = \frac{\langle \langle \cos(3\varphi_1^A + 2\varphi_2^A + 2\varphi_3^A - 3\varphi_4^B - 2\varphi_5^B - 2\varphi_6^B) \rangle \rangle}{\langle \langle \cos(3\varphi_1^A + 2\varphi_2^A - 3\varphi_3^B - 2\varphi_4^B) \rangle \rangle \langle \langle \cos(2\varphi_1^A - 2\varphi_2^B) \rangle \rangle}. \quad (14)$$

The magnitude of V_n^{NL} was denoted as $v_n\{\Psi_m\}$ (here Ψ_m is the lower order flow symmetry plane and $m = 2, 3$) in [34]. The notation $v_{n,mk}$, where n specifies the order of the flow term while m and k etc. denote the contributing lower order flow symmetry planes, is used in this Letter. If the linear and non-linear modes are independent, then the non-linear mode in higher order anisotropic flow can be analysed by correlating V_n with Ψ_2 or/and Ψ_3 [34]. For sub-event A we can define:

$$v_{4,22}^A = \frac{\langle \langle \cos(4\varphi_1^A - 2\varphi_2^B - 2\varphi_3^B) \rangle \rangle}{\sqrt{\langle \langle \cos(2\varphi_1^A + 2\varphi_2^A - 2\varphi_3^B - 2\varphi_4^B) \rangle \rangle}}, \quad (15)$$

$$v_{5,32}^A = \frac{\langle \langle \cos(5\varphi_1^A - 3\varphi_2^B - 2\varphi_3^B) \rangle \rangle}{\sqrt{\langle \langle \cos(3\varphi_1^A + 2\varphi_2^A - 3\varphi_3^B - 2\varphi_4^B) \rangle \rangle}}, \quad (16)$$

$$v_{6,222}^A = \frac{\langle \langle \cos(6\varphi_1^A - 2\varphi_2^B - 2\varphi_3^B - 2\varphi_4^B) \rangle \rangle}{\sqrt{\langle \langle \cos(2\varphi_1^A + 2\varphi_2^A + 2\varphi_3^A - 2\varphi_4^B - 2\varphi_5^B - 2\varphi_6^B) \rangle \rangle}}, \quad (17)$$

$$v_{6,33}^A = \frac{\langle \langle \cos(6\varphi_1^A - 3\varphi_2^B - 3\varphi_3^B) \rangle \rangle}{\sqrt{\langle \langle \cos(3\varphi_1^A + 3\varphi_2^A - 3\varphi_3^B - 3\varphi_4^B) \rangle \rangle}}. \quad (18)$$

Similarly, one can obtain $v_{n,mk}^B$ for sub-event B. The average of $v_{n,mk}^A$ and $v_{n,mk}^B$, defined as $v_{n,mk}$, quantifies the magnitude of the non-linear mode in higher order anisotropic flow, which can be written as [36]:

$$v_{4,22} = \frac{\langle v_4 v_2^2 \cos(4\Psi_4 - 4\Psi_2) \rangle}{\sqrt{\langle v_4^4 \rangle}} \approx \langle v_4 \cos(4\Psi_4 - 4\Psi_2) \rangle, \quad (19)$$

$$v_{5,32} = \frac{\langle v_5 v_3 v_2 \cos(5\Psi_5 - 3\Psi_3 - 2\Psi_2) \rangle}{\sqrt{\langle v_3^2 v_2^2 \rangle}} \approx \langle v_5 \cos(5\Psi_5 - 3\Psi_3 - 2\Psi_2) \rangle, \quad (20)$$

$$v_{6,222} = \frac{\langle v_6 v_2^3 \cos(6\Psi_6 - 6\Psi_2) \rangle}{\sqrt{\langle v_2^6 \rangle}} \approx \langle v_6 \cos(6\Psi_6 - 6\Psi_2) \rangle, \quad (21)$$

$$v_{6,33} = \frac{\langle v_6 v_3^2 \cos(6\Psi_6 - 6\Psi_3) \rangle}{\sqrt{\langle v_3^4 \rangle}} \approx \langle v_6 \cos(6\Psi_6 - 6\Psi_3) \rangle. \quad (22)$$

The approximation is valid if the correlation between lower ($n = 2, 3$) and higher ($n > 3$) flow coefficients is weak.

As can be seen in Eqs. (3)–(5), the calculation for V_6 is more complicated than V_4 and V_5 , and the exact expression for v_6^L is currently not available. Therefore, we only focus on the two non-linear modes of V_6 without discussing v_6^L . According to Eqs. (3) to (4), the magnitudes of the linear mode in higher order anisotropic flow can be calculated as:

$$v_4^L = \sqrt{v_4^2\{2\} - v_{4,22}^2}, \quad (23)$$

$$v_5^L = \sqrt{v_5^2\{2\} - v_{5,32}^2}. \quad (24)$$

The ratio of $v_{n,mk}$ to $v_n\{2\}$, denoted as $\rho_{n,mk}$, can be calculated as:

$$\rho_{4,22} = \frac{v_{4,22}}{v_4\{2\}} = \langle \cos(4\Psi_4 - 4\Psi_2) \rangle, \quad (25)$$

$$\rho_{5,32} = \frac{v_{5,32}}{v_5\{2\}} = \langle \cos(5\Psi_5 - 3\Psi_3 - 2\Psi_2) \rangle, \quad (26)$$

$$\rho_{6,222} = \frac{v_{6,222}}{v_6\{2\}} = \langle \cos(6\Psi_6 - 6\Psi_2) \rangle, \quad (27)$$

$$\rho_{6,33} = \frac{v_{6,33}}{v_6\{2\}} = \langle \cos(6\Psi_6 - 6\Psi_3) \rangle. \quad (28)$$

These observables measure the correlations between different order flow symmetry planes if the correlations between different order flow coefficients are weak. They are very similar to the so-called weighted event-plane correlations measured by the ATLAS Collaboration [33]. The differences are as follows: $\langle v_2^2 v_3^2 \rangle$ is used in Eq. (20) and (26), while $\langle v_2^2 \rangle \langle v_3^2 \rangle$ was used in [33], which did not consider the anti-correlations between v_2 and v_3 found in [27]. In addition, multi-particle correlations are used for v_2 and v_3 in the denominator of the observables, while two-particle correlations are used in the event-plane correlations which might be biased from fluctuations of v_2 and v_3 .

The non-linear mode coefficients $\chi_{n,mk}$ in Eqs. (3) to (5) are defined as:

$$\chi_{4,22} = \frac{v_{4,22}}{\sqrt{\langle v_4^4 \rangle}} \quad (29)$$

$$\chi_{5,32} = \frac{v_{5,32}}{\sqrt{\langle v_2^2 v_3^2 \rangle}} \quad (30)$$

$$\chi_{6,222} = \frac{v_{6,222}}{\sqrt{\langle v_2^6 \rangle}} \quad (31)$$

$$\chi_{6,33} = \frac{v_{6,33}}{\sqrt{\langle v_3^4 \rangle}}. \quad (32)$$

These quantify the contributions of the non-linear mode and are expected to be independent of v_2 or v_3 .

All of the observables above are based on 2- and multi-particle correlations, which can be obtained using the generic framework for anisotropic flow analyses introduced in Ref. [24].

3. Experimental setup and data analysis

The data samples analysed in this Letter were recorded by ALICE during the Pb–Pb runs of the LHC at a centre-of-mass energy of $\sqrt{s_{\text{NN}}} = 2.76$ TeV in 2010. Minimum bias Pb–Pb collision events were triggered by the coincidence of signals in the V0 detector [37,38], with an efficiency of 98.4% of the hadronic cross section [39]. The V0 detector is composed of two arrays of scintillator counters, V0-A and V0-C, which cover the pseudorapidity ranges $2.8 < \eta < 5.1$ and $-3.7 < \eta < -1.7$, respectively. Beam background events were rejected using the timing information from the V0 and the Zero Degree Calorimeter (ZDC) [37] detectors and by correlating reconstructed clusters and tracklets with the Silicon Pixel Detectors (SPD). The fraction of pile-up events in the data sample is found to be negligible after applying dedicated pile-up removal criteria [40]. Only events with a reconstructed primary vertex within ± 10 cm from the nominal interaction point along the beam direction were used in this analysis. The primary vertex was estimated using tracks reconstructed by the Inner Tracking System (ITS) [37,41] and Time Projection Chamber (TPC) [37,42]. The collision centrality was determined from the measured V0 amplitude and centrality intervals were defined following the procedure described in [39]. About 13 million Pb–Pb events passed all of the event selection criteria.

Tracks reconstructed using the combined information from the TPC and ITS are used in this analysis. This combination ensures a high detection efficiency, optimum momentum resolution, and a minimum contribution from photon conversions and secondary charged particles produced either in the detector material or from weak decays. To reduce the contributions from secondaries, charged tracks were required to have a distance of closest approach to the primary vertex in the longitudinal (z) direction and transverse (xy) plane smaller than 3.2 cm and 2.4 cm, respectively. Additionally, tracks were required to have at least 70 TPC space points out of the maximum 159. The average χ^2 per degree of freedom of the track fit to the TPC space points was required to be below 2. In this study, tracks were selected in the pseudorapidity range $|\eta| < 0.8$ and the transverse momentum range $0.2 < p_T < 5.0$ GeV/ c .

4. Systematic uncertainties

Numerous sources of systematic uncertainty were investigated by varying the event and track selection as well as the uncertainty associated with the possible remaining non-flow effects in the analysis. The variation of the results with the collision centrality is calculated by alternatively using the TPC or SPD to estimate the event multiplicity and is found to be less than 3% for all observables. Results with opposite polarities of the magnetic field within the ALICE detector and with narrowing the nominal ± 10 cm range of the reconstructed vertex along the beam direction from the centre of the ALICE detector to 9, 8 and 7 cm do not show a difference of more than 2% compared to the default selection criteria for various measurements. The contributions from pile-up events to the final systematic uncertainty are found to be negligible. The sensitivity to the track selection criteria was explored by varying the number of TPC space points and by using tracks reconstructed in the TPC alone. Varying the number of TPC space points from 70 to 80, 90 and 100 out of a possible 158, results in a 1–3% variation of the results for v_n , within 1.5% for $\rho_{n,mk}$ and $\chi_{n,mk}$. Using TPC-only tracks leads to a difference of less than 14%, 17% and 8% for v_n , $\rho_{n,mk}$ and $\chi_{n,mk}$, respectively. Both effects were included in the evaluation of the systematic uncertainty. Several different approaches have been applied to estimate the effects of non-flow. These include the investigation of multi-particle correlations with various $|\Delta\eta|$ gaps, the application of the like-sign technique which correlates two particles with either all positive or negative charges and suppress such non-flow as due to resonance decays, as well as the calculations using HIJING Monte Carlo simulations [43], which do not include anisotropic flow. It was found that the possible remaining non-flow effects are less than 10.5%, 11% and 7% for v_n , $\rho_{n,mk}$ and $\chi_{n,mk}$, respectively. They are taken into account in the final systematic uncertainty. The systematic uncertainties evaluated for each source mentioned above were added in quadrature to obtain the total systematic uncertainty of the measurements.

5. Results and discussion

As discussed in Sec. 2, one can validate the assumption that linear and non-linear modes in higher order anisotropic flow are uncorrelated via Eqs. (7) and (8). These have been tested in A Multi-Phase Transport (AMPT) model [25] as well as in the hydrodynamic calculations [44]. Good agreement between left- and right-hand sides of Eqs. (7) and (8) is found for all centrality classes, independent of the initial conditions and the ideal or viscous fluid dynamics used in the calculations. Thus, it is crucial to check these equalities in data, to further confirm the assumption that the two components are uncorrelated and can be isolated independently. Fig. 1 confirms that the agreement observed

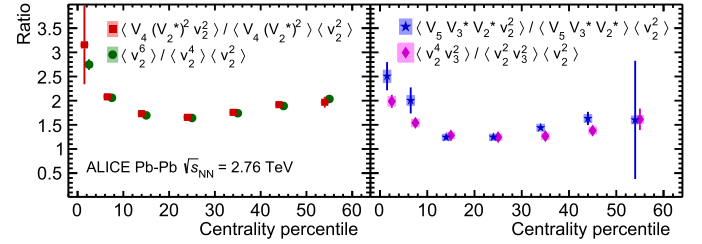


Fig. 1. Study of relationship between linear and non-linear modes in higher order anisotropic flow in Pb-Pb collisions at $\sqrt{s_{NN}} = 2.76$ TeV, according to Eqs. (7) and (8).

in theoretical calculations is also present in the data despite small deviations found in central collisions when testing Eqs. (8). Their centrality dependency are similar as the previous theoretical predictions [25,44]. The measurements support the assumption that higher order anisotropic flow V_n ($n > 3$) can be modeled as the sum of independent linear and non-linear modes.

The magnitudes of linear and non-linear modes in higher order anisotropic flow are reported as a function of collision centrality in Fig. 2. In this Letter, sub-events A and B are built in the pseudorapidity ranges $-0.8 < \eta < -0.4$ and $0.4 < \eta < 0.8$, respectively, which results in a pseudorapidity gap of $|\Delta\eta| > 0.8$ for all presented measurements. It can be seen that the linear mode v_4^L depends weakly on centrality and is the larger contribution to $v_4\{2\}$ for the centrality range 0–30%. The non-linear mode, $v_{4,22}$, increases monotonically as the centrality decreases and saturates around centrality percentile 50%, becoming the dominant source for centrality intervals above 40%. Similar trends of centrality dependence have been observed for V_5 , although $v_{5,32}$ becomes the dominant contribution in centrality percentile above 30%. Only two non-linear components $v_{6,222}$ and $v_{6,33}$ are discussed for V_6 . It is shown in Fig. 2 (right) that $v_{6,222}$ increases monotonically as the centrality decreases to centrality 50%, while $v_{6,33}$ has a weaker centrality dependence compared to $v_{6,222}$.

The linear and non-linear modes in higher order anisotropic flow were investigated by the ATLAS Collaboration [26] using a different approach based on ‘‘Event Shape Engineering’’ [45]. With this method one can utilise large fluctuations in the initial geometry of the system to select events corresponding to a specific initial shape. The conclusion is qualitatively consistent with what is reported here, although a direct comparison is not possible due to the different kinematic cuts (especially the integrated p_T range) used in the two measurements. The higher order anisotropic flow induced by lower order anisotropic flow were also measured using the event-plane method at the LHC [14,46]. However, the measurements of the non-linear mode presented in this Letter are based on the multi-particle correlations method with a $|\Delta\eta|$ gap. This method makes it easier to measure an observable like $v_{5,32}$, which is less straightforward to define using the event plane method [14,46]. In addition, as pointed out in [25,34,47], this new multi-particle correlations method should strongly suppress short-range (in pseudorapidity) non-flow effects and provides a robust measurement without any dependence on the experimental acceptance. The measurements are compared to recent hydrodynamic calculations from a hybrid IP-Glasma + MUSIC + UrQMD model [48], in which realistic event-by-event initial conditions are used and the hydrodynamic evolution takes into account both shear and bulk viscosity. It is shown that this hydrodynamic calculation could describe quantitatively the total magnitudes of V_4 and V_6 , as well as the magnitudes of their linear and non-linear modes, while it slightly overestimates the results for V_5 .

The centrality dependence of $\rho_{n,mk}$, which quantifies the angular correlations between different order flow symmetry planes, is

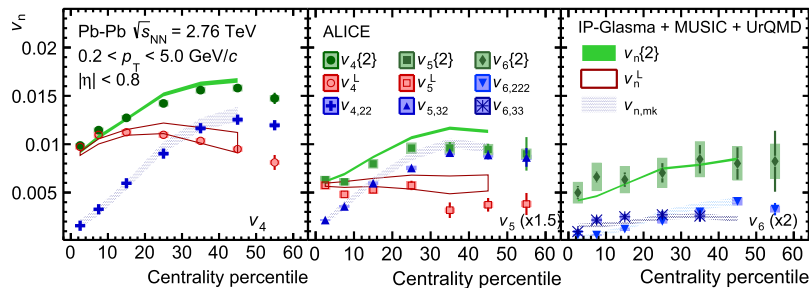


Fig. 2. Centrality dependence of v_4 (left), v_5 (middle) and v_6 (right) in Pb-Pb collisions at $\sqrt{s_{NN}} = 2.76$ TeV. Contributions from linear and non-linear modes are presented with open and solid markers, respectively. The hydrodynamic calculations from IP-Glasma + MUSIC + UrQMD [48] are shown for comparison.

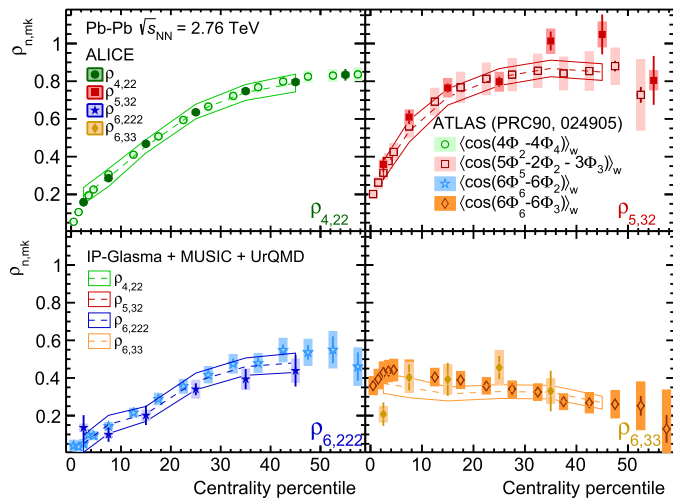


Fig. 3. Centrality dependence of $\rho_{n,mk}$ in Pb-Pb collisions at $\sqrt{s_{NN}} = 2.76$ TeV. ATLAS measurements based on the event-plane correlation [33] are presented with open markers. The hydrodynamic calculations from IP-Glasma + MUSIC + UrQMD [48] are shown with open bands. (For interpretation of the references to colour in this figure legend, the reader is referred to the web version of this article.)

presented in Fig. 3. It is observed that $\rho_{4,22}$ increases from central to peripheral collisions, which suggests that the correlations between Ψ_2 and Ψ_4 are stronger in peripheral than in central collisions. It implies that V_4^{NL} tends to align with V_4 in more peripheral collisions. The results of $\rho_{6,33}$, which measures the correlation of Ψ_3 and Ψ_6 , do not exhibit a strong centrality dependence within the statistical uncertainties. As mentioned above, $\rho_{4,22}$ and $\rho_{6,33}$ are similar to the previous “event-plane correlation” measurements $\langle \cos(4\Phi_4 - 4\Phi_2) \rangle_w$ and $\langle \cos(6\Phi_6 - 6\Phi_3) \rangle_w$ in [33]. The comparisons between measurements of these observables are also presented in Fig. 3. The results are compatible with each other, despite the different kinematic ranges used by ATLAS and this analysis. It should be also noted that the measurements of $\rho_{n,mk}$ presented in this Letter show the symmetry plane correlations at mid-pseudorapidity $|\eta| < 0.8$ while ATLAS measured the symmetry plane correlations using $-4.8 < \eta < -0.5$ and $0.5 < \eta < 4.8$ for two-plane correlations, and using $-2.7 < \eta < -0.5$, $0.5 < \eta < 2.7$ and $3.3 < |\eta| < 4.8$ for 3-plane correlations [33]. Previous investigations suggest that there might be η -dependent fluctuations of the flow symmetry plane and the flow magnitude [49,50]. As a consequence, one might expect a difference when measuring the correlations of flow symmetry planes from different pseudorapidity regions. However, Fig. 3 shows good agreement between the ALICE and ATLAS measurements. Therefore, no obvious indication that the flow symmetry plane varies with η can be deduced from this comparison. It is noticeable in Fig. 3 that the $\rho_{5,32}$ measurement seems slightly higher than the $\langle \cos(5\Phi_5 - 3\Phi_3 - 2\Phi_2) \rangle_w$ measurement. This is mainly due to a

small difference between the definitions of the observable as introduced in Sec. 2: the term $\langle v_2^2 v_3^2 \rangle^{1/2}$ is used in $\rho_{5,32}$, whereas $\langle v_2^2 \rangle^{1/2} \langle v_3^2 \rangle^{1/2}$ is used in the “event-plane correlations” [33]. Considering the known anti-correlations between v_2 and v_3 [26,27], $\langle v_2^2 v_3^2 \rangle^{1/2}$ could be up to 10% lower than $\langle v_2^2 \rangle^{1/2} \langle v_3^2 \rangle^{1/2}$ depending on the centrality class [27], leading to a slightly larger $\rho_{5,32}$ than $\langle \cos(5\Phi_5 - 3\Phi_3 - 2\Phi_2) \rangle_w$ from ATLAS.

It has been observed in hydrodynamic and transport model calculations that the symmetry plane correlations, e.g. correlations of second and fourth order symmetry planes, change sign during the system evolution [29,30,32]. The measured flow symmetry plane correlations could be nicely explained by the combination of contributions from linear and non-linear modes in higher order anisotropic flow [30]. This indicates that the flow symmetry plane correlation $\rho_{n,mk}$ carries important information about the dynamic evolution of the created system. In addition, the model calculations suggest that stronger initial symmetry plane correlations are reflected in stronger correlations between the flow symmetry planes in the final state [29,32]. And a larger value of η/s of the QGP leads to weaker flow symmetry plane correlations in the final state. As pointed out in [29], the hydrodynamic calculations from VISH2 + 1 using Monte Carlo Glauber (MC-Glb) or Monte Carlo Kharzeev-Levin-Nardi (MC-KLN) initial conditions can only describe qualitatively the trends of the centrality dependence of the event-plane correlation measurements by ATLAS. It is therefore expected that these hydrodynamic calculations cannot describe the presented ALICE measurements. Fig. 3 shows that the hydrodynamic calculations from IP-Glasma + MUSIC + UrQMD [48] reproduce nicely the measurements of symmetry plane correlations $\rho_{n,mk}$. The measurements of $\rho_{n,mk}$ presented in this Letter, together with the comparison to hydrodynamic calculations, should place constraints on the initial conditions and η/s of the QGP in hydrodynamic calculations.

Fig. 4 presents the measurements of the non-linear mode coefficients as a function of collision centrality. It is observed that $\chi_{4,22}$ and $\chi_{6,222}$ decrease modestly from central to mid-central collisions, and stay almost constant from mid-central to more peripheral collisions. For $\chi_{5,32}$ and $\chi_{6,33}$ strong centrality dependence is not observed either. Thus, the dramatic increase of $v_{n,mk}$ shown in Fig. 2 appears to be mainly due to the increase of v_2 and/or v_3 from central to peripheral collisions and not the increase of the non-linear mode coefficient. It is also noteworthy that the relationship of $\chi_{4,22} \sim \chi_{6,33} \approx \frac{\chi_{5,32}}{2}$ is approximately valid, as predicted by hydrodynamic calculations [34]. The comparisons to event-by-event viscous hydrodynamic calculations from VISH2 + 1 [44] and from IP-Glasma + MUSIC + UrQMD [48] are also presented in Fig. 4. VISH2 + 1 shows that $\chi_{4,22}$ calculations with MC-Glb initial conditions are larger than those with MC-KLN initial conditions, i.e. $\chi_{4,22}$ depends on the initial conditions. At the same time,

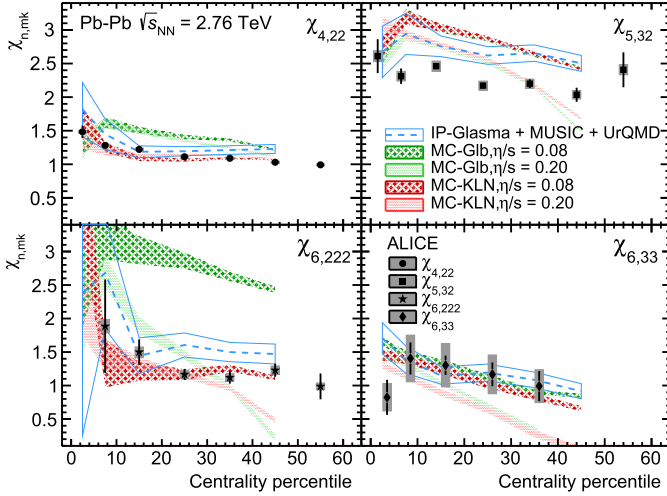


Fig. 4. Centrality dependence of χ in Pb–Pb collisions at $\sqrt{s_{NN}} = 2.76$ TeV. Hydrodynamic calculations from VISH2 + 1 [44] are shown in shaded areas and the one from IP-Glasma + MUSIC + UrQMD [48] are shown with open bands. (For interpretation of the references to colour in this figure legend, the reader is referred to the web version of this article.)

the curves with different η/s values for VISH2 + 1 are very similar, indicating that $\chi_{4,22}$ is insensitive to η/s . The measurements favour IP-Glasma and MC-KLN over MC-Glb initial conditions regardless of η/s . This suggests that the $\chi_{4,22}$ measurement can be used to constrain the initial conditions, with less concern of the setting of $\eta/s(T)$ in hydrodynamic calculations than previous flow observables.

It was predicted that $\chi_{6,222} < \chi_{6,33}$ based on the ideal hydrodynamic calculation using smooth initial Gaussian density profiles [34], whereas an opposite prediction was obtained in the ideal hydrodynamic calculation evolving genuinely bumpy initial conditions obtained from a Monte Carlo sampling of the initial nucleon positions in the colliding nuclei [44]. It is seen in Fig. 4 that $\chi_{6,222} \sim \chi_{6,33}$ within the current uncertainties. The data are not able to discriminate the different predictions in [34] and [44]. Hydrodynamic calculations using MC-KLN and IP-Glasma initial conditions give better descriptions of $\chi_{6,222}$, compared to the ones using MC-Glb initial conditions. For $\chi_{5,32}$ none of the combinations of initial conditions and η/s in the hydrodynamic calculations agree quantitatively with data. This might be due to the current difficulty of describing the anti-correlations between v_2 and v_3 in hydrodynamic calculations [27,51], which are involved in the calculation of $\chi_{5,32}$. Furthermore, VISH2 + 1 calculations show that $\chi_{5,32}$ and $\chi_{6,33}$ are very weakly sensitive to the initial conditions, but decrease as η/s increases. The investigation with the VISH2 + 1 hydrodynamic framework shows that the sensitivity of $\chi_{5,32}$ and $\chi_{6,33}$ to η/s is not due to sensitivity to shear viscous effects during the buildup of hydrodynamic flow. Instead, as found in [44], it is due to the η/s at freeze-out. The measurements of $\chi_{5,32}$ and $\chi_{6,33}$ do not further constrain the η/s during system evolution, however, they provide unique information on η/s at freeze-out which was poorly known and cannot be obtained from other anisotropic flow related observables. Further improvement of model calculations on correlations between different order flow coefficients are necessary to better understand the comparison of $\chi_{5,32}$ obtained from data and hydrodynamic calculations. The $\chi_{6,33}$ results are consistent with hydrodynamic calculations from VISH2 + 1 with MC-KLN initial conditions using $\eta/s = 0.08$ and IP-Glasma + MUSIC + UrQMD with a $\eta/s = 0.095$. It is shown that $\chi_{5,32}$ and $\chi_{6,33}$ have a weak centrality dependence if a smaller η/s is used in the hydrodynamic calculations. Such a weak

centrality dependence of $\chi_{5,32}$ and $\chi_{6,33}$ is observed in data as well. The measurements presented here suggest a small η/s value at freeze-out, which can be useful to constrain the temperature dependence of the shear viscosity over entropy density ratio, $\eta/s(T)$, in the development of hydrodynamic frameworks. These results suggest that future tuning of the parameterisations of $\eta/s(T)$ in hydrodynamic frameworks using the presented measurements is necessary.

6. Summary

The linear and non-linear modes in higher order anisotropic flow generation were studied with 2- and multi-particle correlations in Pb–Pb collisions at $\sqrt{s_{NN}} = 2.76$ TeV. The results presented in this Letter show that higher order anisotropic flow can be isolated into two independent contributions: the component that arises from a non-linear response of the system to the lower order initial anisotropy coefficients ε_2 and/or ε_3 , and a linear mode which is driven by linear response of the system to the same order cumulant-defined anisotropy coefficient. A weak centrality dependence is observed for the contributions from linear mode whereas the contributions from non-linear mode increase dramatically as the collision centrality decreases, and it becomes the dominant source in higher order anisotropic flow in mid-central to peripheral collisions. It is shown that this is mainly due to the increase of lower order flow coefficients v_2 and v_3 . The correlations between different flow symmetry planes are measured. The results are compatible with the previous “event-plane correlation” measurements, and can be quantitatively described by calculations using the IP-Glasma + MUSIC + UrQMD framework. Furthermore, non-linear mode coefficients, which have different sensitivities to the shear viscosity over entropy density ratio η/s and the initial conditions, are presented in this Letter. Comparisons to hydrodynamic calculations suggest that the data is described better by hydrodynamic calculations with smaller η/s . In addition, the MC-Glb initial condition is disfavoured by the presented results.

Measurements of linear and non-linear modes in higher order anisotropic flow and their comparison to hydrodynamic calculations provide more precise constraints on the initial conditions and temperature dependence of η/s . These results could also offer new insights into the geometry of the fluctuating initial state and into the dynamical evolution of the strongly interacting medium produced in relativistic heavy-ion collisions at the LHC.

Acknowledgements

The ALICE Collaboration would like to thank all its engineers and technicians for their invaluable contributions to the construction of the experiment and the CERN accelerator teams for the outstanding performance of the LHC complex. The ALICE Collaboration gratefully acknowledges the resources and support provided by all Grid centres and the Worldwide LHC Computing Grid (WLCG) collaboration. The ALICE Collaboration acknowledges the following funding agencies for their support in building and running the ALICE detector: A. I. Alikhanyan National Science Laboratory (Yerevan Physics Institute) Foundation (ANSL), State Committee of Science and World Federation of Scientists (WFS), Armenia; Austrian Academy of Sciences and Österreichische Nationalstiftung für Forschung, Technologie und Entwicklung, Austria; Ministry of Communications and High Technologies, National Nuclear Research Center, Azerbaijan; Conselho Nacional de Desenvolvimento Científico e Tecnológico (CNPq), Universidade Federal do Rio Grande do Sul (UFRGS), Financiadora de Estudos e Projetos (Finep) and Fundação de Amparo à Pesquisa do Estado de São Paulo (FAPESP),

Brazil; Ministry of Science & Technology of China (MSTC), National Natural Science Foundation of China (NSFC) and Ministry of Education of China (MOEC), China; Ministry of Science, Education and Sports and Croatian Science Foundation, Croatia; Ministry of Education, Youth and Sports of the Czech Republic, Czech Republic; The Danish Council for Independent Research – Natural Sciences, the Carlsberg Foundation and Danish National Research Foundation (DNRF), Denmark; Helsinki Institute of Physics (HIP), Finland; Commissariat à l’Energie Atomique (CEA) and Institut National de Physique Nucléaire et de Physique des Particules (IN2P3) and Centre National de la Recherche Scientifique (CNRS), France; Bundesministerium für Bildung, Wissenschaft, Forschung und Technologie (BMBF) and GSI Helmholtzzentrum für Schwerionenforschung GmbH, Germany; General Secretariat for Research and Technology, Ministry of Education, Research and Religions, Greece; National Research, Development and Innovation Office, Hungary; Department of Atomic Energy, Government of India (DAE) and Council of Scientific and Industrial Research (CSIR), New Delhi, India; Indonesian Institute of Science, Indonesia; Centro Fermi - Museo Storico della Fisica e Centro Studi e Ricerche Enrico Fermi and Istituto Nazionale di Fisica Nucleare (INFN), Italy; Institute for Innovative Science and Technology, Nagasaki Institute of Applied Science (IIST), Japan Society for the Promotion of Science (JSPS) KAKENHI and Japanese Ministry of Education, Culture, Sports, Science and Technology (MEXT), Japan; Consejo Nacional de Ciencia y Tecnología (CONACYT), through Fondo de Cooperación Internacional en Ciencia y Tecnología (FONCICYT) and Dirección General de Asuntos del Personal Académico (DGAPA), Mexico; Nederlandse Organisatie voor Wetenschappelijk Onderzoek (NWO), Netherlands; The Research Council of Norway, Norway; Commission on Science and Technology for Sustainable Development in the South (COMSATS), Pakistan; Pontificia Universidad Católica del Perú, Peru; Ministry of Science and Higher Education and National Science Centre, Poland; Korea Institute of Science and Technology Information and National Research Foundation of Korea (NRF), Republic of Korea; Ministry of Education and Scientific Research, Institute of Atomic Physics and Romanian National Agency for Science, Technology and Innovation, Romania; Joint Institute for Nuclear Research (JINR), Ministry of Education and Science of the Russian Federation and National Research Centre Kurchatov Institute, Russia; Ministry of Education, Science, Research and Sport of the Slovak Republic, Slovakia; National Research Foundation of South Africa, South Africa; Centro de Aplicaciones Tecnológicas y Desarrollo Nuclear (CEADEN), Cubaenergía, Cuba; Ministerio de Ciencia e Innovación and Centro de Investigaciones Energéticas, Medioambientales y Tecnológicas (CIEMAT), Spain; Swedish Research Council (VR) and Knut & Alice Wallenberg Foundation (KAW), Sweden; European Organization for Nuclear Research, Switzerland; National Science and Technology Development Agency (NSDTA), Suranaree University of Technology (SUT) and Office of the Higher Education Commission under NRU project of Thailand, Thailand; Turkish Atomic Energy Agency (TAEK), Turkey; National Academy of Sciences of Ukraine, Ukraine; Science and Technology Facilities Council (STFC), United Kingdom; National Science Foundation of the United States of America (NSF) and United States Department of Energy, Office of Nuclear Physics (DOE NP), United States of America.

References

- [1] E.V. Shuryak, Quark–gluon plasma and hadronic production of leptons, photons and pions, *Phys. Lett. B* 78 (1978) 150, *Yad. Fiz.* 28 (1978) 796.
- [2] E.V. Shuryak, Quantum chromodynamics and the theory of superdense matter, *Phys. Rep.* 61 (1980) 71–158.
- [3] J.-Y. Ollitrault, Anisotropy as a signature of transverse collective flow, *Phys. Rev. D* 46 (1992) 229–245.
- [4] S.A. Voloshin, A.M. Poskanzer, R. Snellings, Collective phenomena in non-central nuclear collisions, arXiv:0809.2949 [nucl-ex].
- [5] U. Heinz, R. Snellings, Collective flow and viscosity in relativistic heavy-ion collisions, *Annu. Rev. Nucl. Part. Sci.* 63 (2013) 123–151, arXiv:1301.2826 [nucl-th].
- [6] S. Pratt, E. Sangaline, P. Sorensen, H. Wang, Constraining the equation of state of super-hadronic matter from heavy-ion collisions, *Phys. Rev. Lett.* 114 (2015) 202301, arXiv:1501.04042 [nucl-th].
- [7] H. Song, Y. Zhou, K. Gajdosova, Collective flow and hydrodynamics in large and small systems at the LHC, *Nucl. Sci. Tech.* 28 (7) (2017) 99, arXiv:1703.00670 [nucl-th].
- [8] P. Kovtun, D.T. Son, A.O. Starinets, Viscosity in strongly interacting quantum field theories from black hole physics, *Phys. Rev. Lett.* 94 (2005) 111601, arXiv:hep-th/0405231.
- [9] S. Voloshin, Y. Zhang, Flow study in relativistic nuclear collisions by Fourier expansion of Azimuthal particle distributions, *Z. Phys. C* 70 (1996) 665–672, arXiv:hep-ph/9407282.
- [10] A.M. Poskanzer, S.A. Voloshin, Methods for analyzing anisotropic flow in relativistic nuclear collisions, *Phys. Rev. C* 58 (1998) 1671–1678, arXiv:nucl-ex/9805001.
- [11] B. Alver, G. Roland, Collision geometry fluctuations and triangular flow in heavy-ion collisions, *Phys. Rev. C* 81 (2010) 054905, arXiv:1003.0194 [nucl-th], *Phys. Rev. C* 82 (2010) 039903 (Erratum).
- [12] ALICE Collaboration, K. Aamodt, et al., Higher harmonic anisotropic flow measurements of charged particles in Pb–Pb collisions at $\sqrt{s_{NN}} = 2.76$ TeV, *Phys. Rev. Lett.* 107 (2011) 032301, arXiv:1105.3865 [nucl-ex].
- [13] ATLAS Collaboration, G. Aad, et al., Measurement of the azimuthal anisotropy for charged particle production in $\sqrt{s_{NN}} = 2.76$ TeV lead–lead collisions with the ATLAS detector, *Phys. Rev. C* 86 (2012) 014907, arXiv:1203.3087 [hep-ex].
- [14] CMS Collaboration, S. Chatrchyan, et al., Measurement of higher-order harmonic azimuthal anisotropy in PbPb collisions at $\sqrt{s_{NN}} = 2.76$ TeV, *Phys. Rev. C* 89 (4) (2014) 044906, arXiv:1310.8651 [nucl-ex].
- [15] ALICE Collaboration, J. Adam, et al., Anisotropic flow of charged particles in Pb–Pb collisions at $\sqrt{s_{NN}} = 5.02$ TeV, *Phys. Rev. Lett.* 116 (13) (2016) 132302, arXiv:1602.01119 [nucl-ex].
- [16] B.H. Alver, C. Gombeaud, M. Luzum, J.-Y. Ollitrault, Triangular flow in hydrodynamics and transport theory, *Phys. Rev. C* 82 (2010) 034913, arXiv:1007.5469 [nucl-th].
- [17] Z. Qiu, C. Shen, U. Heinz, Hydrodynamic elliptic and triangular flow in Pb–Pb collisions at $\sqrt{s} = 2.76$ A TeV, *Phys. Lett. B* 707 (2012) 151–155, arXiv:1110.3033 [nucl-th].
- [18] H. Niemi, G.S. Denicol, H. Holopainen, P. Huovinen, Event-by-event distributions of azimuthal asymmetries in ultrarelativistic heavy-ion collisions, *Phys. Rev. C* 87 (5) (2013) 054901, arXiv:1212.1008 [nucl-th].
- [19] H. Song, S.A. Bass, U. Heinz, T. Hirano, C. Shen, 200 A GeV Au + Au collisions serve a nearly perfect quark–gluon liquid, *Phys. Rev. Lett.* 106 (2011) 192301, arXiv:1011.2783, *Phys. Rev. Lett.* 109 (2012) 139904 (Erratum).
- [20] F.G. Gardim, J. Noronha-Hostler, M. Luzum, F. Grassi, Effects of viscosity on the mapping of initial to final state in heavy ion collisions, *Phys. Rev. C* 91 (3) (2015) 034902, arXiv:1411.2574 [nucl-th].
- [21] J. Fu, Centrality dependence of mapping the hydrodynamic response to the initial geometry in heavy-ion collisions, *Phys. Rev. C* 92 (2) (2015) 024904.
- [22] D. Teaney, L. Yan, Non linearities in the harmonic spectrum of heavy ion collisions with ideal and viscous hydrodynamics, *Phys. Rev. C* 86 (2012) 044908, arXiv:1206.1905 [nucl-th].
- [23] F.G. Gardim, F. Grassi, M. Luzum, J.-Y. Ollitrault, Mapping the hydrodynamic response to the initial geometry in heavy-ion collisions, *Phys. Rev. C* 85 (2012) 024908, arXiv:1111.6538 [nucl-th].
- [24] A. Bilandzic, C.H. Christensen, K. Gulbrandsen, A. Hansen, Y. Zhou, Generic framework for anisotropic flow analyses with multiparticle azimuthal correlations, *Phys. Rev. C* 89 (6) (2014) 064904, arXiv:1312.3572 [nucl-ex].
- [25] R.S. Bhalerao, J.-Y. Ollitrault, S. Pal, Characterizing flow fluctuations with moments, *Phys. Lett. B* 742 (2015) 94–98, arXiv:1411.5160 [nucl-th].
- [26] ATLAS Collaboration, G. Aad, et al., Measurement of the correlation between flow harmonics of different order in lead–lead collisions at $\sqrt{s_{NN}} = 2.76$ TeV with the ATLAS detector, *Phys. Rev. C* 92 (3) (2015) 034903, arXiv:1504.01289 [hep-ex].
- [27] ALICE Collaboration, J. Adam, et al., Correlated event-by-event fluctuations of flow harmonics in Pb–Pb collisions at $\sqrt{s_{NN}} = 2.76$ TeV, *Phys. Rev. Lett.* 117 (2016) 182301, arXiv:1604.07663 [nucl-ex].
- [28] Y. Zhou, Review of anisotropic flow correlations in ultrarelativistic heavy-ion collisions, *Adv. High Energy Phys.* 2016 (2016) 9365637, arXiv:1607.05613 [nucl-ex].
- [29] Z. Qiu, U. Heinz, Hydrodynamic event-plane correlations in Pb + Pb collisions at $\sqrt{s} = 2.76$ A TeV, *Phys. Lett. B* 717 (2012) 261–265, arXiv:1208.1200 [nucl-th].
- [30] D. Teaney, L. Yan, Event-plane correlations and hydrodynamic simulations of heavy ion collisions, *Phys. Rev. C* 90 (2) (2014) 024902, arXiv:1312.3689 [nucl-th].

- [31] H. Niemi, K.J. Eskola, R. Paatelainen, Event-by-event fluctuations in a perturbative QCD + saturation + hydrodynamics model: determining QCD matter shear viscosity in ultrarelativistic heavy-ion collisions, *Phys. Rev. C* 93 (2) (2016) 024907, arXiv:1505.02677 [hep-ph].
- [32] Y. Zhou, K. Xiao, Z. Feng, F. Liu, R. Snellings, Anisotropic distributions in a multiphase transport model, *Phys. Rev. C* 93 (3) (2016) 034909, arXiv:1508.03306 [nucl-ex].
- [33] ATLAS Collaboration, G. Aad, et al., Measurement of event-plane correlations in $\sqrt{s_{NN}} = 2.76$ TeV lead–lead collisions with the ATLAS detector, *Phys. Rev. C* 90 (2) (2014) 024905, arXiv:1403.0489 [hep-ex].
- [34] L. Yan, J.-Y. Ollitrault, v_4, v_5, v_6, v_7 : nonlinear hydrodynamic response versus LHC data, *Phys. Lett. B* 744 (2015) 82–87, arXiv:1502.02502 [nucl-th].
- [35] J. Qian, U. Heinz, R. He, L. Huo, Differential flow correlations in relativistic heavy-ion collisions, *Phys. Rev. C* 95 (5) (2017) 054908, arXiv:1703.04077 [nucl-th].
- [36] R.S. Bhalerao, J.-Y. Ollitrault, S. Pal, Event-plane correlators, *Phys. Rev. C* 88 (2013) 024909, arXiv:1307.0980 [nucl-th].
- [37] ALICE Collaboration, K. Aamodt, et al., The ALICE experiment at the CERN LHC, *J. Instrum.* 3 (2008) S08002.
- [38] ALICE Collaboration, E. Abbas, et al., Performance of the ALICE VZERO system, *J. Instrum.* 8 (2013) P10016, arXiv:1306.3130 [nucl-ex].
- [39] ALICE Collaboration, B. Abelev, et al., Centrality determination of Pb–Pb collisions at $\sqrt{s_{NN}} = 2.76$ TeV with ALICE, *Phys. Rev. C* 88 (4) (2013) 044909, arXiv:1301.4361 [nucl-ex].
- [40] ALICE Collaboration, B.B. Abelev, et al., Performance of the ALICE experiment at the CERN LHC, *Int. J. Mod. Phys. A* 29 (2014) 1430044, arXiv:1402.4476 [nucl-ex].
- [41] ALICE Collaboration, K. Aamodt, et al., Alignment of the ALICE inner tracking system with cosmic-ray tracks, *J. Instrum.* 5 (2010) P03003, arXiv:1001.0502 [physics.ins-det].
- [42] J. Alme, et al., The ALICE TPC, a large 3-dimensional tracking device with fast readout for ultra-high multiplicity events, *Nucl. Instrum. Methods Phys. Res., Sect. A, Accel. Spectrom. Detect. Assoc. Equip.* 622 (2010) 316–367, arXiv:1001.1950 [physics.ins-det].
- [43] M. Gyulassy, X.-N. Wang, HIJING 1.0: a Monte Carlo program for parton and particle production in high-energy hadronic and nuclear collisions, *Comput. Phys. Commun.* 83 (1994) 307, arXiv:nucl-th/9502021.
- [44] J. Qian, U.W. Heinz, J. Liu, Mode-coupling effects in anisotropic flow in heavy-ion collisions, *Phys. Rev. C* 93 (6) (2016) 064901, arXiv:1602.02813 [nucl-th].
- [45] J. Schukraft, A. Timmins, S.A. Voloshin, Ultra-relativistic nuclear collisions: event shape engineering, *Phys. Lett. B* 719 (2013) 394–398, arXiv:1208.4563 [nucl-ex].
- [46] ALICE Collaboration, B. Abelev, et al., Anisotropic flow of charged hadrons, pions and (anti-)protons measured at high transverse momentum in Pb–Pb collisions at $\sqrt{s_{NN}} = 2.76$ TeV, *Phys. Lett. B* 719 (2013) 18–28, arXiv:1205.5761 [nucl-ex].
- [47] M. Luzum, J.-Y. Ollitrault, Eliminating experimental bias in anisotropic-flow measurements of high-energy nuclear collisions, *Phys. Rev. C* 87 (4) (2013) 044907, arXiv:1209.2323 [nucl-ex].
- [48] S. McDonald, C. Shen, F. Fillion-Gourdeau, S. Jeon, C. Gale, Hydrodynamic predictions for Pb + Pb collisions at 5.02 A TeV, arXiv:1609.02958 [hep-ph].
- [49] CMS Collaboration, V. Khachatryan, et al., Evidence for transverse momentum and pseudorapidity dependent event plane fluctuations in PbPb and pPb collisions, *Phys. Rev. C* 92 (3) (2015) 034911, arXiv:1503.01692 [nucl-ex].
- [50] L.-G. Pang, G.-Y. Qin, V. Roy, X.-N. Wang, G.-L. Ma, Longitudinal decorrelation of anisotropic flows in heavy-ion collisions at the CERN Large Hadron Collider, *Phys. Rev. C* 91 (4) (2015) 044904, arXiv:1410.8690 [nucl-th].
- [51] X. Zhu, Y. Zhou, H. Xu, H. Song, Correlations of flow harmonics in 2.76 A TeV Pb–Pb collisions, *Phys. Rev. C* 95 (4) (2017) 044902, arXiv:1608.05305 [nucl-th].

ALICE Collaboration

S. Acharya¹³⁹, D. Adamová⁹⁶, J. Adolfsson³⁴, M.M. Aggarwal¹⁰¹, G. Aglieri Rinella³⁵, M. Agnello³¹, N. Agrawal⁴⁸, Z. Ahammed¹³⁹, N. Ahmad¹⁷, S.U. Ahn⁸⁰, S. Aiola¹⁴³, A. Akindinov⁶⁵, S.N. Alam¹³⁹, J.L.B. Alba¹¹⁴, D.S.D. Albuquerque¹²⁵, D. Aleksandrov⁹², B. Alessandro⁵⁹, R. Alfaro Molina⁷⁵, A. Alici^{54,12,27}, A. Alkin³, J. Alme²², T. Alt⁷¹, L. Altenkamper²², I. Altsybeev¹³⁸, C. Alves Garcia Prado¹²⁴, M. An⁷, C. Andrei⁸⁹, D. Andreou³⁵, H.A. Andrews¹¹³, A. Andronic¹⁰⁹, V. Anguelov¹⁰⁶, C. Anson⁹⁹, T. Antičić¹¹⁰, F. Antinori⁵⁷, P. Antonioli⁵⁴, R. Anwar¹²⁷, L. Aphecetche¹¹⁷, H. Appelshäuser⁷¹, S. Arcelli²⁷, R. Arnaldi⁵⁹, O.W. Arnold^{107,36}, I.C. Arsene²¹, M. Arslanok¹⁰⁶, B. Audurier¹¹⁷, A. Augustinus³⁵, R. Averbeck¹⁰⁹, M.D. Azmi¹⁷, A. Badalà⁵⁶, Y.W. Baek^{61,79}, S. Bagnasco⁵⁹, R. Bailhache⁷¹, R. Bala¹⁰³, A. Baldisseri⁷⁶, M. Ball⁴⁵, R.C. Baral⁶⁸, A.M. Barbano²⁶, R. Barbera²⁸, F. Barile^{33,53}, L. Barioglio²⁶, G.G. Barnaföldi¹⁴², L.S. Barnby^{95,113}, V. Barret⁸², P. Bartalini⁷, K. Barth³⁵, E. Bartsch⁷¹, M. Basile²⁷, N. Bastid⁸², S. Basu^{141,139}, B. Bathen⁷², G. Batigne¹¹⁷, A. Batista Camejo⁸², B. Batyunya⁷⁸, P.C. Batzing²¹, I.G. Bearden⁹³, H. Beck¹⁰⁶, C. Bedda⁶⁴, N.K. Behera⁶¹, I. Belikov¹³⁵, F. Bellini²⁷, H. Bello Martinez², R. Bellwied¹²⁷, L.G.E. Beltran¹²³, V. Belyaev⁸⁵, G. Bencedi¹⁴², S. Beole²⁶, A. Bercuci⁸⁹, Y. Berdnikov⁹⁸, D. Berenyi¹⁴², R.A. Bertens¹³⁰, D. Berzano³⁵, L. Betev³⁵, A. Bhasin¹⁰³, I.R. Bhat¹⁰³, A.K. Bhati¹⁰¹, B. Bhattacharjee⁴⁴, J. Bhom¹²¹, L. Bianchi¹²⁷, N. Bianchi⁵¹, C. Bianchin¹⁴¹, J. Bielčik³⁹, J. Bielčíková⁹⁶, A. Bilandžić^{36,107}, G. Biro¹⁴², R. Biswas⁴, S. Biswas⁴, J.T. Blair¹²², D. Blau⁹², C. Blume⁷¹, G. Boca¹³⁶, F. Bock^{106,84,35}, A. Bogdanov⁸⁵, L. Boldizsár¹⁴², M. Bombara⁴⁰, G. Bonomi¹³⁷, M. Bonora³⁵, J. Book⁷¹, H. Borel⁷⁶, A. Borissov¹⁹, M. Borri¹²⁹, E. Botta²⁶, C. Bourjau⁹³, P. Braun-Munzinger¹⁰⁹, M. Bregant¹²⁴, T.A. Broker⁷¹, T.A. Browning¹⁰⁸, M. Broz³⁹, E.J. Brucken⁴⁶, E. Bruna⁵⁹, G.E. Bruno³³, D. Budnikov¹¹¹, H. Buesching⁷¹, S. Bufalino³¹, P. Buhler¹¹⁶, P. Buncic³⁵, O. Busch¹³³, Z. Buthelezi⁷⁷, J.B. Butt¹⁵, J.T. Buxton¹⁸, J. Cabala¹¹⁹, D. Caffarri^{35,94}, H. Caines¹⁴³, A. Caliva⁶⁴, E. Calvo Villar¹¹⁴, P. Camerini²⁵, A.A. Capon¹¹⁶, F. Carena³⁵, W. Carena³⁵, F. Carnesecchi^{27,12}, J. Castillo Castellanos⁷⁶, A.J. Castro¹³⁰, E.A.R. Casula^{24,55}, C. Ceballos Sanchez⁹, P. Cerello⁵⁹, S. Chandra¹³⁹, B. Chang¹²⁸, S. Chapeland³⁵, M. Chartier¹²⁹, J.L. Charvet⁷⁶, S. Chattopadhyay¹³⁹, S. Chattopadhyay¹¹², A. Chauvin^{107,36}, M. Cherney⁹⁹, C. Cheshkov¹³⁴, B. Cheynis¹³⁴, V. Chibante Barroso³⁵, D.D. Chinellato¹²⁵, S. Cho⁶¹, P. Chochula³⁵, K. Choi¹⁹, M. Chojnacki⁹³, S. Choudhury¹³⁹, T. Chowdhury⁸², P. Christakoglou⁹⁴, C.H. Christensen⁹³, P. Christiansen³⁴, T. Chujo¹³³, S.U. Chung¹⁹, C. Cicalo⁵⁵, L. Cifarelli^{12,27}, F. Cindolo⁵⁴, J. Cleymans¹⁰², F. Colamaria³³, D. Colella^{66,35}, A. Collu⁸⁴, M. Colocci²⁷, M. Concas^{59,ii}, G. Conesa Balbastre⁸³,

Z. Conesa del Valle⁶², M.E. Connors^{143,iii}, J.G. Contreras³⁹, T.M. Cormier⁹⁷, Y. Corrales Morales⁵⁹, I. Cortés Maldonado², P. Cortese³², M.R. Cosentino¹²⁶, F. Costa³⁵, S. Costanza¹³⁶, J. Crkovská⁶², P. Crochet⁸², E. Cuautle⁷³, L. Cunqueiro⁷², T. Dahms^{36,107}, A. Dainese⁵⁷, M.C. Danisch¹⁰⁶, A. Danu⁶⁹, D. Das¹¹², I. Das¹¹², S. Das⁴, A. Dash⁹⁰, S. Dash⁴⁸, S. De^{124,49}, A. De Caro³⁰, G. de Cataldo⁵³, C. de Conti¹²⁴, J. de Cuveland⁴², A. De Falco²⁴, D. De Gruttola^{30,12}, N. De Marco⁵⁹, S. De Pasquale³⁰, R.D. De Souza¹²⁵, H.F. Degenhardt¹²⁴, A. Deisting^{109,106}, A. Deloff⁸⁸, C. Deplano⁹⁴, P. Dhankher⁴⁸, D. Di Bari³³, A. Di Mauro³⁵, P. Di Nezza⁵¹, B. Di Ruzza⁵⁷, M.A. Diaz Corchero¹⁰, T. Dietel¹⁰², P. Dillenseger⁷¹, R. Divià³⁵, Ø. Djuvsland²², A. Dobrin³⁵, D. Domenicis Gimenez¹²⁴, B. Dönigus⁷¹, O. Dordic²¹, L.V.V. Doremalen⁶⁴, T. Drozhzhova⁷¹, A.K. Dubey¹³⁹, A. Dubla¹⁰⁹, L. Ducroux¹³⁴, A.K. Duggal¹⁰¹, P. Dupieux⁸², R.J. Ehlers¹⁴³, D. Elia⁵³, E. Endress¹¹⁴, H. Engel⁷⁰, E. Epple¹⁴³, B. Erazmus¹¹⁷, F. Erhardt¹⁰⁰, B. Espagnon⁶², S. Esumi¹³³, G. Eulisse³⁵, J. Eum¹⁹, D. Evans¹¹³, S. Evdokimov¹¹⁵, L. Fabbietti^{36,107}, J. Faivre⁸³, A. Fantoni⁵¹, M. Fasel^{84,97}, L. Feldkamp⁷², A. Feliciello⁵⁹, G. Feofilov¹³⁸, J. Ferencei⁹⁶, A. Fernández Téllez², E.G. Ferreira¹⁶, A. Ferretti²⁶, A. Festanti²⁹, V.J.G. Feuillard^{82,76}, J. Figiel¹²¹, M.A.S. Figueredo¹²⁴, S. Filchagin¹¹¹, D. Finogeev⁶³, F.M. Fionda²⁴, E.M. Fiore³³, M. Floris³⁵, S. Foertsch⁷⁷, P. Foka¹⁰⁹, S. Fokin⁹², E. Fragiaco⁶⁰, A. Francescon³⁵, A. Francisco¹¹⁷, U. Frankendorf¹⁰⁹, G.G. Fronze²⁶, U. Fuchs³⁵, C. Furget⁸³, A. Furs⁶³, M. Fusco Girard³⁰, J.J. Gaardhøje⁹³, M. Gagliardi²⁶, A.M. Gago¹¹⁴, K. Gajdosova⁹³, M. Gallio²⁶, C.D. Galvan¹²³, P. Ganoti⁸⁷, C. Gao⁷, C. Garabatos¹⁰⁹, E. Garcia-Solis¹³, K. Garg²⁸, P. Garg⁴⁹, C. Gargiulo³⁵, P. Gasik^{107,36}, E.F. Gauger¹²², M.B. Gay Ducati⁷⁴, M. Germain¹¹⁷, J. Ghosh¹¹², P. Ghosh¹³⁹, S.K. Ghosh⁴, P. Gianotti⁵¹, P. Giubellino^{109,59,35}, P. Giubilato²⁹, E. Gladysz-Dziadus¹²¹, P. Glässel¹⁰⁶, D.M. Gómez Coral⁷⁵, A. Gomez Ramirez⁷⁰, A.S. Gonzalez³⁵, V. Gonzalez¹⁰, P. González-Zamora¹⁰, S. Gorbunov⁴², L. Görlich¹²¹, S. Gotovac¹²⁰, V. Grabski⁷⁵, L.K. Graczykowski¹⁴⁰, K.L. Graham¹¹³, L. Greiner⁸⁴, A. Grelli⁶⁴, C. Grigoras³⁵, V. Grigoriev⁸⁵, A. Grigoryan¹, S. Grigoryan⁷⁸, N. Grion⁶⁰, J.M. Gronefeld¹⁰⁹, F. Grosa³¹, J.F. Grosse-Oetringhaus³⁵, R. Grosso¹⁰⁹, L. Gruber¹¹⁶, F. Guber⁶³, R. Guernane⁸³, B. Guerzoni²⁷, K. Gulbrandsen⁹³, T. Gunji¹³², A. Gupta¹⁰³, R. Gupta¹⁰³, I.B. Guzman², R. Haake³⁵, C. Hadjidakis⁶², H. Hamagaki^{86,132}, G. Hamar¹⁴², J.C. Hamon¹³⁵, J.W. Harris¹⁴³, A. Harton¹³, H. Hassan⁸³, D. Hatzifotiadou^{12,54}, S. Hayashi¹³², S.T. Heckel⁷¹, E. Hellbär⁷¹, H. Helstrup³⁷, A. Herghelegiu⁸⁹, G. Herrera Corral¹¹, F. Herrmann⁷², B.A. Hess¹⁰⁵, K.F. Hetland³⁷, H. Hillemanns³⁵, C. Hills¹²⁹, B. Hippolyte¹³⁵, J. Hladky⁶⁷, B. Hohlweger¹⁰⁷, D. Horak³⁹, S. Hornung¹⁰⁹, R. Hosokawa^{133,83}, P. Hristov³⁵, C. Hughes¹³⁰, T.J. Humanic¹⁸, N. Hussain⁴⁴, T. Hussain¹⁷, D. Hutter⁴², D.S. Hwang²⁰, S.A. Iga Buitron⁷³, R. Ilkaev¹¹¹, M. Inaba¹³³, M. Ippolitov^{85,92}, M. Irfan¹⁷, V. Isakov⁶³, M. Ivanov¹⁰⁹, V. Ivanov⁹⁸, V. Izucheev¹¹⁵, B. Jacak⁸⁴, N. Jacazio²⁷, P.M. Jacobs⁸⁴, M.B. Jadhav⁴⁸, S. Jadlovská¹¹⁹, J. Jadlovsky¹¹⁹, S. Jaelani⁶⁴, C. Jahnke³⁶, M.J. Jakubowska¹⁴⁰, M.A. Janik¹⁴⁰, P.H.S.Y. Jayarathna¹²⁷, C. Jena⁹⁰, S. Jena¹²⁷, M. Jercic¹⁰⁰, R.T. Jimenez Bustamante¹⁰⁹, P.G. Jones¹¹³, A. Jusko¹¹³, P. Kalinak⁶⁶, A. Kalweit³⁵, J.H. Kang¹⁴⁴, V. Kaplin⁸⁵, S. Kar¹³⁹, A. Karasu Uysal⁸¹, O. Karavichev⁶³, T. Karavicheva⁶³, L. Karayan^{106,109}, E. Karpechev⁶³, U. Keschull⁷⁰, R. Keidel¹⁴⁵, D.L.D. Keijdener⁶⁴, M. Keil³⁵, B. Ketzer⁴⁵, Z. Khabanova⁹⁴, P. Khan¹¹², S.A. Khan¹³⁹, A. Khanzadeev⁹⁸, Y. Kharlov¹¹⁵, A. Khatun¹⁷, A. Khuntia⁴⁹, M.M. Kielbowicz¹²¹, B. Kileng³⁷, D. Kim¹⁴⁴, D.W. Kim⁴³, D.J. Kim¹²⁸, H. Kim¹⁴⁴, J.S. Kim⁴³, J. Kim¹⁰⁶, M. Kim⁶¹, M. Kim¹⁴⁴, S. Kim²⁰, T. Kim¹⁴⁴, S. Kirsch⁴², I. Kisel⁴², S. Kiselev⁶⁵, A. Kisiel¹⁴⁰, G. Kiss¹⁴², J.L. Klay⁶, C. Klein⁷¹, J. Klein³⁵, C. Klein-Bösing⁷², S. Klewin¹⁰⁶, A. Kluge³⁵, M.L. Knichel¹⁰⁶, A.G. Knospe¹²⁷, C. Kobdaj¹¹⁸, M. Kofarago¹⁴², T. Kollegger¹⁰⁹, A. Kolojvari¹³⁸, V. Kondratiev¹³⁸, N. Kondratyeva⁸⁵, E. Kondratyuk¹¹⁵, A. Konevskikh⁶³, M. Konyushikhin¹⁴¹, M. Kopicik¹¹⁹, M. Kour¹⁰³, C. Kouzinopoulos³⁵, O. Kovalenko⁸⁸, V. Kovalenko¹³⁸, M. Kowalski¹²¹, G. Koyithatta Meethalevedu⁴⁸, I. Králik⁶⁶, A. Kravčáková⁴⁰, M. Krivda^{66,113}, F. Krizek⁹⁶, E. Kryshen⁹⁸, M. Krzewicki⁴², A.M. Kubera¹⁸, V. Kučera⁹⁶, C. Kuhn¹³⁵, P.G. Kuijer⁹⁴, A. Kumar¹⁰³, J. Kumar⁴⁸, L. Kumar¹⁰¹, S. Kumar⁴⁸, S. Kundu⁹⁰, P. Kurashvili⁸⁸, A. Kurepin⁶³, A.B. Kurepin⁶³, A. Kuryakin¹¹¹, S. Kuschpil⁹⁶, M.J. Kweon⁶¹, Y. Kwon¹⁴⁴, S.L. La Pointe⁴², P. La Rocca²⁸, C. Lagana Fernandes¹²⁴, Y.S. Lai⁸⁴, I. Lakomov³⁵, R. Langoy⁴¹, K. Lapidus¹⁴³, C. Lara⁷⁰, A. Lardeux^{76,21}, A. Lattuca²⁶, E. Laudi³⁵, R. Lavicka³⁹, L. Lazaridis³⁵, R. Lea²⁵, L. Leardini¹⁰⁶, S. Lee¹⁴⁴, F. Lehas⁹⁴, S. Lehner¹¹⁶, J. Lehrbach⁴², R.C. Lemmon⁹⁵, V. Lenti⁵³, E. Leogrande⁶⁴, I. León Monzón¹²³, P. Lévai¹⁴², S. Li⁷, X. Li¹⁴, J. Lien⁴¹, R. Lietava¹¹³, B. Lim¹⁹, S. Lindal²¹, V. Lindenstruth⁴², S.W. Lindsay¹²⁹, C. Lippmann¹⁰⁹, M.A. Lisa¹⁸, V. Litichevskiy⁴⁶, H.M. Ljunggren³⁴, W.J. Llope¹⁴¹, D.F. Lodato⁶⁴,

P.I. Loenne²², V. Loginov⁸⁵, C. Loizides⁸⁴, P. Loncar¹²⁰, X. Lopez⁸², E. López Torres⁹, A. Lowe¹⁴², P. Luettig⁷¹, M. Lunardon²⁹, G. Luparello²⁵, M. Lupi³⁵, T.H. Lutz¹⁴³, A. Maevskaya⁶³, M. Mager³⁵, S. Mahajan¹⁰³, S.M. Mahmood²¹, A. Maire¹³⁵, R.D. Majka¹⁴³, M. Malaev⁹⁸, L. Malinina^{78,iv}, D. Mal'Kevich⁶⁵, P. Malzacher¹⁰⁹, A. Mamonov¹¹¹, V. Manko⁹², F. Manso⁸², V. Manzari⁵³, Y. Mao⁷, M. Marchisone^{77,131}, J. Mareš⁶⁷, G.V. Margagliotti²⁵, A. Margotti⁵⁴, J. Margutti⁶⁴, A. Marín¹⁰⁹, C. Markert¹²², M. Marquard⁷¹, N.A. Martin¹⁰⁹, P. Martinengo³⁵, J.A.L. Martinez⁷⁰, M.I. Martínez², G. Martínez García¹¹⁷, M. Martinez Pedreira³⁵, A. Mas¹²⁴, S. Masciocchi¹⁰⁹, M. Maserà²⁶, A. Masoni⁵⁵, E. Masson¹¹⁷, A. Mastroserio³³, A.M. Mathis^{107,36}, A. Matyja^{121,130}, C. Mayer¹²¹, J. Mazer¹³⁰, M. Mazzilli³³, M.A. Mazzoni⁵⁸, F. Meddi²³, Y. Melikyan⁸⁵, A. Menchaca-Rocha⁷⁵, E. Meninno³⁰, J. Mercado Pérez¹⁰⁶, M. Meres³⁸, S. Mhlanga¹⁰², Y. Miake¹³³, M.M. Mieskolainen⁴⁶, D. Mihaylov¹⁰⁷, D.L. Mihaylov¹⁰⁷, K. Mikhaylov^{65,78}, L. Milano⁸⁴, J. Milosevic²¹, A. Mischke⁶⁴, A.N. Mishra⁴⁹, D. Miśkowiec¹⁰⁹, J. Mitra¹³⁹, C.M. Mitu⁶⁹, N. Mohammadi⁶⁴, B. Mohanty⁹⁰, M. Mohisin Khan^{17,v}, E. Montes¹⁰, D.A. Moreira De Godoy⁷², L.A.P. Moreno², S. Moretto²⁹, A. Morreale¹¹⁷, A. Morsch³⁵, V. Muccifora⁵¹, E. Mudnic¹²⁰, D. Mühlheim⁷², S. Muhuri¹³⁹, M. Mukherjee^{4,139}, J.D. Mulligan¹⁴³, M.G. Munhoz¹²⁴, K. Munning⁴⁵, R.H. Munzer⁷¹, H. Murakami¹³², S. Murray⁷⁷, L. Musa³⁵, J. Musinsky⁶⁶, C.J. Myers¹²⁷, J.W. Myrcha¹⁴⁰, B. Naik⁴⁸, R. Nair⁸⁸, B.K. Nandi⁴⁸, R. Nania^{12,54}, E. Nappi⁵³, A. Narayan⁴⁸, M.U. Naru¹⁵, H. Natal da Luz¹²⁴, C. Nattrass¹³⁰, S.R. Navarro², K. Nayak⁹⁰, R. Nayak⁴⁸, T.K. Nayak¹³⁹, S. Nazarenko¹¹¹, A. Nedosekin⁶⁵, R.A. Negrao De Oliveira³⁵, L. Nellen⁷³, S.V. Nesbo³⁷, F. Ng¹²⁷, M. Nicassio¹⁰⁹, M. Niculescu⁶⁹, J. Niedziela³⁵, B.S. Nielsen⁹³, S. Nikolaev⁹², S. Nikulin⁹², V. Nikulin⁹⁸, A. Nobuhiro⁴⁷, F. Noferini^{12,54}, P. Nomokonov⁷⁸, G. Nooren⁶⁴, J.C.C. Noris², J. Norman¹²⁹, A. Nyanin⁹², J. Nystrand²², H. Oeschler^{106,i}, S. Oh¹⁴³, A. Ohlson^{106,35}, T. Okubo⁴⁷, L. Olah¹⁴², J. Oleniacz¹⁴⁰, A.C. Oliveira Da Silva¹²⁴, M.H. Oliver¹⁴³, J. Onderwaater¹⁰⁹, C. Oppedisano⁵⁹, R. Orava⁴⁶, M. Oravec¹¹⁹, A. Ortiz Velasquez⁷³, A. Oskarsson³⁴, J. Otwinowski¹²¹, K. Oyama⁸⁶, Y. Pachmayer¹⁰⁶, V. Pacik⁹³, D. Pagano¹³⁷, P. Pagano³⁰, G. Paić⁷³, P. Palni⁷, J. Pan¹⁴¹, A.K. Pandey⁴⁸, S. Panebianco⁷⁶, V. Papikyan¹, G.S. Pappalardo⁵⁶, P. Pareek⁴⁹, J. Park⁶¹, S. Parmar¹⁰¹, A. Passfeld⁷², S.P. Pathak¹²⁷, V. Paticchio⁵³, R.N. Patra¹³⁹, B. Paul⁵⁹, H. Pei⁷, T. Peitzmann⁶⁴, X. Peng⁷, L.G. Pereira⁷⁴, H. Pereira Da Costa⁷⁶, D. Peresunko^{85,92}, E. Perez Lezama⁷¹, V. Peskov⁷¹, Y. Pestov⁵, V. Petráček³⁹, V. Petrov¹¹⁵, M. Petrovici⁸⁹, C. Petta²⁸, R.P. Pezzi⁷⁴, S. Piano⁶⁰, M. Pikna³⁸, P. Pillot¹¹⁷, L.O.D.L. Pimentel⁹³, O. Pinazza^{54,35}, L. Pinsky¹²⁷, D.B. Piyarathna¹²⁷, M. Płoskoń⁸⁴, M. Planinic¹⁰⁰, F. Pliquett⁷¹, J. Pluta¹⁴⁰, S. Pochybova¹⁴², P.L.M. Podesta-Lerma¹²³, M.G. Poghosyan⁹⁷, B. Polichtchouk¹¹⁵, N. Poljak¹⁰⁰, W. Poonsawat¹¹⁸, A. Pop⁸⁹, H. Poppenborg⁷², S. Porteboeuf-Houssais⁸², J. Porter⁸⁴, V. Pozdniakov⁷⁸, S.K. Prasad⁴, R. Preghenella^{54,35}, F. Prino⁵⁹, C.A. Pruneau¹⁴¹, I. Pshenichnov⁶³, M. Puccio²⁶, G. Puudu²⁴, P. Pujahari¹⁴¹, V. Punin¹¹¹, J. Putschke¹⁴¹, A. Rachevski⁶⁰, S. Raha⁴, S. Rajput¹⁰³, J. Rak¹²⁸, A. Rakotozafindrabe⁷⁶, L. Ramello³², F. Rami¹³⁵, D.B. Rana¹²⁷, R. Raniwala¹⁰⁴, S. Raniwala¹⁰⁴, S.S. Räsänen⁴⁶, B.T. Rascanu⁷¹, D. Rathee¹⁰¹, V. Ratza⁴⁵, I. Ravasenga³¹, K.F. Read^{97,130}, K. Redlich^{88,vi}, A. Rehman²², P. Reichelt⁷¹, F. Reidt³⁵, X. Ren⁷, R. Renfordt⁷¹, A.R. Reolon⁵¹, A. Reshetin⁶³, K. Reygers¹⁰⁶, V. Riabov⁹⁸, R.A. Ricci⁵², T. Richert⁶⁴, M. Richter²¹, P. Riedler³⁵, W. Riegler³⁵, F. Riggi²⁸, C. Ristea⁶⁹, M. Rodríguez Cahuantzi², K. Røed²¹, E. Rogochaya⁷⁸, D. Rohr^{42,35}, D. Röhrich²², P.S. Rokita¹⁴⁰, F. Ronchetti⁵¹, E.D. Rosas⁷³, P. Rosnet⁸², A. Rossi²⁹, A. Rotondi¹³⁶, F. Roukoutakis⁸⁷, A. Roy⁴⁹, C. Roy¹³⁵, P. Roy¹¹², A.J. Rubio Montero¹⁰, O.V. Rueda⁷³, R. Rui²⁵, R. Russo²⁶, A. Rustamov⁹¹, E. Ryabinkin⁹², Y. Ryabov⁹⁸, A. Rybicki¹²¹, S. Saarinen⁴⁶, S. Sadhu¹³⁹, S. Sadvovsky¹¹⁵, K. Šafařík³⁵, S.K. Saha¹³⁹, B. Sahlmuller⁷¹, B. Sahoo⁴⁸, P. Sahoo⁴⁹, R. Sahoo⁴⁹, S. Sahoo⁶⁸, P.K. Sahu⁶⁸, J. Saini¹³⁹, S. Sakai^{51,133}, M.A. Saleh¹⁴¹, J. Salzwedel¹⁸, S. Sambyal¹⁰³, V. Samsonov^{85,98}, A. Sandoval⁷⁵, D. Sarkar¹³⁹, N. Sarkar¹³⁹, P. Sarma⁴⁴, M.H.P. Sas⁶⁴, E. Scapparone⁵⁴, F. Scarlassara²⁹, R.P. Scharenberg¹⁰⁸, H.S. Scheid⁷¹, C. Schiaua⁸⁹, R. Schicker¹⁰⁶, C. Schmidt¹⁰⁹, H.R. Schmidt¹⁰⁵, M.O. Schmidt¹⁰⁶, M. Schmidt¹⁰⁵, S. Schuchmann¹⁰⁶, J. Schukraft³⁵, Y. Schutz^{35,135,117}, K. Schwarz¹⁰⁹, K. Schweda¹⁰⁹, G. Scioli²⁷, E. Scomparin⁵⁹, R. Scott¹³⁰, M. Šešćik⁴⁰, J.E. Seger⁹⁹, Y. Sekiguchi¹³², D. Sekihata⁴⁷, I. Selyuzhenkov^{109,85}, K. Senosi⁷⁷, S. Senyukov^{3,35,135}, E. Serradilla^{75,10}, P. Sett⁴⁸, A. Sevcenco⁶⁹, A. Shabanov⁶³, A. Shabetai¹¹⁷, R. Shahoyan³⁵, W. Shaikh¹¹², A. Shangaraev¹¹⁵, A. Sharma¹⁰¹, A. Sharma¹⁰³, M. Sharma¹⁰³, M. Sharma¹⁰³, N. Sharma^{130,101}, A.I. Sheikh¹³⁹, K. Shigaki⁴⁷, Q. Shou⁷, K. Shtejer^{26,9}, Y. Sibiriak⁹², S. Siddhanta⁵⁵, K.M. Sielewicz³⁵, T. Siemiarz⁸⁸, D. Silvermyr³⁴, C. Silvestre⁸³, G. Simatovic¹⁰⁰, G. Simonetti³⁵, R. Singaraju¹³⁹,

R. Singh⁹⁰, V. Singhal¹³⁹, T. Sinha¹¹², B. Sitar³⁸, M. Sitta³², T.B. Skaali²¹, M. Slupecki¹²⁸, N. Smirnov¹⁴³, R.J.M. Snellings⁶⁴, T.W. Snellman¹²⁸, J. Song¹⁹, M. Song¹⁴⁴, F. Soramel²⁹, S. Sorensen¹³⁰, F. Sozzi¹⁰⁹, E. Spiriti⁵¹, I. Sputowska¹²¹, B.K. Srivastava¹⁰⁸, J. Stachel¹⁰⁶, I. Stan⁶⁹, P. Stankus⁹⁷, E. Stenlund³⁴, D. Stocco¹¹⁷, P. Strmen³⁸, A.A.P. Suaide¹²⁴, T. Sugitate⁴⁷, C. Suire⁶², M. Suleymanov¹⁵, M. Suljic²⁵, R. Sultanov⁶⁵, M. Šumbera⁹⁶, S. Sumowidagdo⁵⁰, K. Suzuki¹¹⁶, S. Swain⁶⁸, A. Szabo³⁸, I. Szarka³⁸, A. Szczepankiewicz¹⁴⁰, U. Tabassam¹⁵, J. Takahashi¹²⁵, G.J. Tambave²², N. Tanaka¹³³, M. Tarhini⁶², M. Tariq¹⁷, M.G. Tarzila⁸⁹, A. Tauro³⁵, G. Tejada Muñoz², A. Telesca³⁵, K. Terasaki¹³², C. Terrevoli²⁹, B. Teyssier¹³⁴, D. Thakur⁴⁹, S. Thakur¹³⁹, D. Thomas¹²², R. Tieulent¹³⁴, A. Tikhonov⁶³, A.R. Timmins¹²⁷, A. Toia⁷¹, S. Tripathy⁴⁹, S. Trogolo²⁶, G. Trombetta³³, L. Tropp⁴⁰, V. Trubnikov³, W.H. Trzaska¹²⁸, B.A. Trzeciak⁶⁴, T. Tsuji¹³², A. Tumkin¹¹¹, R. Turrisi⁵⁷, T.S. Tveter²¹, K. Ullaland²², E.N. Umaka¹²⁷, A. Uras¹³⁴, G.L. Usai²⁴, A. Utrobicic¹⁰⁰, M. Vala^{66,119}, J. Van Der Maarel⁶⁴, J.W. Van Hoorne³⁵, M. van Leeuwen⁶⁴, T. Vanat⁹⁶, P. Vande Vyvre³⁵, D. Varga¹⁴², A. Vargas², M. Vargyas¹²⁸, R. Varma⁴⁸, M. Vasileiou⁸⁷, A. Vasiliev⁹², A. Vauthier⁸³, O. Vázquez Doce^{107,36}, V. Vechernin¹³⁸, A.M. Veen⁶⁴, A. Velure²², E. Vercellin²⁶, S. Vergara Limón², R. Vernet⁸, R. Vértesi¹⁴², L. Vickovic¹²⁰, S. Vigolo⁶⁴, J. Viinikainen¹²⁸, Z. Vilakazi¹³¹, O. Villalobos Baillie¹¹³, A. Villatoro Tello², A. Vinogradov⁹², L. Vinogradov¹³⁸, T. Virgili³⁰, V. Vislavicius³⁴, A. Vodopyanov⁷⁸, M.A. Völkl^{106,105}, K. Voloshin⁶⁵, S.A. Voloshin¹⁴¹, G. Volpe³³, B. von Haller³⁵, I. Vorobyev^{36,107}, D. Voscek¹¹⁹, D. Vranic^{35,109}, J. Vrláková⁴⁰, B. Wagner²², J. Wagner¹⁰⁹, H. Wang⁶⁴, M. Wang⁷, D. Watanabe¹³³, Y. Watanabe¹³², M. Weber¹¹⁶, S.G. Weber¹⁰⁹, D.F. Weiser¹⁰⁶, S.C. Wenzel³⁵, J.P. Wessels⁷², U. Westerhoff⁷², A.M. Whitehead¹⁰², J. Wiechula⁷¹, J. Wikne²¹, G. Wilk⁸⁸, J. Wilkinson¹⁰⁶, G.A. Willems⁷², M.C.S. Williams⁵⁴, E. Willsher¹¹³, B. Windelband¹⁰⁶, W.E. Witt¹³⁰, S. Yalcin⁸¹, K. Yamakawa⁴⁷, P. Yang⁷, S. Yano⁴⁷, Z. Yin⁷, H. Yokoyama^{133,83}, I-K. Yoo^{35,19}, J.H. Yoon⁶¹, V. Yurchenko³, V. Zaccolo^{59,93}, A. Zaman¹⁵, C. Zampolli³⁵, H.J.C. Zanoli¹²⁴, N. Zardoshti¹¹³, A. Zarochentsev¹³⁸, P. Závada⁶⁷, N. Zaviyalov¹¹¹, H. Zbroszczyk¹⁴⁰, M. Zhalov⁹⁸, H. Zhang^{22,7}, X. Zhang⁷, Y. Zhang⁷, C. Zhang⁶⁴, Z. Zhang^{7,82}, C. Zhao²¹, N. Zhigareva⁶⁵, D. Zhou⁷, Y. Zhou⁹³, Z. Zhou²², H. Zhu²², J. Zhu^{117,7}, X. Zhu⁷, A. Zichichi^{12,27}, A. Zimmermann¹⁰⁶, M.B. Zimmermann^{35,72}, G. Zinovjev³, J. Zmeskal¹¹⁶, S. Zou⁷

¹ A.I. Alikhanyan National Science Laboratory (Yerevan Physics Institute) Foundation, Yerevan, Armenia

² Benemérita Universidad Autónoma de Puebla, Puebla, Mexico

³ Bogolyubov Institute for Theoretical Physics, Kiev, Ukraine

⁴ Bose Institute, Department of Physics and Centre for Astroparticle Physics and Space Science (CAPSS), Kolkata, India

⁵ Budker Institute for Nuclear Physics, Novosibirsk, Russia

⁶ California Polytechnic State University, San Luis Obispo, CA, United States

⁷ Central China Normal University, Wuhan, China

⁸ Centre de Calcul de l'IN2P3, Villeurbanne, Lyon, France

⁹ Centro de Aplicaciones Tecnológicas y Desarrollo Nuclear (CEADEN), Havana, Cuba

¹⁰ Centro de Investigaciones Energéticas Medioambientales y Tecnológicas (CIEMAT), Madrid, Spain

¹¹ Centro de Investigación y de Estudios Avanzados (CINVESTAV), Mexico City and Mérida, Mexico

¹² Centro Fermi – Museo Storico della Fisica e Centro Studi e Ricerche “Enrico Fermi”, Rome, Italy

¹³ Chicago State University, Chicago, IL, United States

¹⁴ China Institute of Atomic Energy, Beijing, China

¹⁵ COMSATS Institute of Information Technology (CIIT), Islamabad, Pakistan

¹⁶ Departamento de Física de Partículas and IGFAE, Universidad de Santiago de Compostela, Santiago de Compostela, Spain

¹⁷ Department of Physics, Aligarh Muslim University, Aligarh, India

¹⁸ Department of Physics, Ohio State University, Columbus, OH, United States

¹⁹ Department of Physics, Pusan National University, Pusan, South Korea

²⁰ Department of Physics, Sejong University, Seoul, South Korea

²¹ Department of Physics, University of Oslo, Oslo, Norway

²² Department of Physics and Technology, University of Bergen, Bergen, Norway

²³ Dipartimento di Fisica dell'Università ‘La Sapienza’ and Sezione INFN, Rome, Italy

²⁴ Dipartimento di Fisica dell'Università and Sezione INFN, Cagliari, Italy

²⁵ Dipartimento di Fisica dell'Università and Sezione INFN, Trieste, Italy

²⁶ Dipartimento di Fisica dell'Università and Sezione INFN, Turin, Italy

²⁷ Dipartimento di Fisica e Astronomia dell'Università and Sezione INFN, Bologna, Italy

²⁸ Dipartimento di Fisica e Astronomia dell'Università and Sezione INFN, Catania, Italy

²⁹ Dipartimento di Fisica e Astronomia dell'Università and Sezione INFN, Padova, Italy

³⁰ Dipartimento di Fisica ‘E.R. Caianiello’ dell'Università and Gruppo Collegato INFN, Salerno, Italy

³¹ Dipartimento DISAT del Politecnico and Sezione INFN, Turin, Italy

³² Dipartimento di Scienze e Innovazione Tecnologica dell'Università del Piemonte Orientale and INFN Sezione di Torino, Alessandria, Italy

³³ Dipartimento Interateneo di Fisica ‘M. Merlin’ and Sezione INFN, Bari, Italy

³⁴ Division of Experimental High Energy Physics, University of Lund, Lund, Sweden

³⁵ European Organization for Nuclear Research (CERN), Geneva, Switzerland

³⁶ Excellence Cluster Universe, Technische Universität München, Munich, Germany

³⁷ Faculty of Engineering, Bergen University College, Bergen, Norway

³⁸ Faculty of Mathematics, Physics and Informatics, Comenius University, Bratislava, Slovakia

³⁹ Faculty of Nuclear Sciences and Physical Engineering, Czech Technical University in Prague, Prague, Czech Republic

- 40 Faculty of Science, P.J. Šafárik University, Košice, Slovakia
- 41 Faculty of Technology, Buskerud and Vestfold University College, Tonsberg, Norway
- 42 Frankfurt Institute for Advanced Studies, Johann Wolfgang Goethe-Universität Frankfurt, Frankfurt, Germany
- 43 Gangneung-Wonju National University, Gangneung, South Korea
- 44 Gauhati University, Department of Physics, Guwahati, India
- 45 Helmholtz-Institut für Strahlen- und Kernphysik, Rheinische Friedrich-Wilhelms-Universität Bonn, Bonn, Germany
- 46 Helsinki Institute of Physics (HIP), Helsinki, Finland
- 47 Hiroshima University, Hiroshima, Japan
- 48 Indian Institute of Technology Bombay (IIT), Mumbai, India
- 49 Indian Institute of Technology Indore, Indore, India
- 50 Indonesian Institute of Sciences, Jakarta, Indonesia
- 51 INFN, Laboratori Nazionali di Frascati, Frascati, Italy
- 52 INFN, Laboratori Nazionali di Legnaro, Legnaro, Italy
- 53 INFN, Sezione di Bari, Bari, Italy
- 54 INFN, Sezione di Bologna, Bologna, Italy
- 55 INFN, Sezione di Cagliari, Cagliari, Italy
- 56 INFN, Sezione di Catania, Catania, Italy
- 57 INFN, Sezione di Padova, Padova, Italy
- 58 INFN, Sezione di Roma, Rome, Italy
- 59 INFN, Sezione di Torino, Turin, Italy
- 60 INFN, Sezione di Trieste, Trieste, Italy
- 61 Inha University, Incheon, South Korea
- 62 Institut de Physique Nucléaire d'Orsay (IPNO), Université Paris-Sud, CNRS-IN2P3, Orsay, France
- 63 Institute for Nuclear Research, Academy of Sciences, Moscow, Russia
- 64 Institute for Subatomic Physics of Utrecht University, Utrecht, Netherlands
- 65 Institute for Theoretical and Experimental Physics, Moscow, Russia
- 66 Institute of Experimental Physics, Slovak Academy of Sciences, Košice, Slovakia
- 67 Institute of Physics, Academy of Sciences of the Czech Republic, Prague, Czech Republic
- 68 Institute of Physics, Bhubaneswar, India
- 69 Institute of Space Science (ISS), Bucharest, Romania
- 70 Institut für Informatik, Johann Wolfgang Goethe-Universität Frankfurt, Frankfurt, Germany
- 71 Institut für Kernphysik, Johann Wolfgang Goethe-Universität Frankfurt, Frankfurt, Germany
- 72 Institut für Kernphysik, Westfälische Wilhelms-Universität Münster, Münster, Germany
- 73 Instituto de Ciencias Nucleares, Universidad Nacional Autónoma de México, Mexico City, Mexico
- 74 Instituto de Física, Universidade Federal do Rio Grande do Sul (UFRGS), Porto Alegre, Brazil
- 75 Instituto de Física, Universidad Nacional Autónoma de México, Mexico City, Mexico
- 76 IRFU, CEA, Université Paris-Saclay, Saclay, France
- 77 iThemba LABS, National Research Foundation, Somerset West, South Africa
- 78 Joint Institute for Nuclear Research (JINR), Dubna, Russia
- 79 Konkuk University, Seoul, South Korea
- 80 Korea Institute of Science and Technology Information, Daejeon, South Korea
- 81 KTO Karatay University, Konya, Turkey
- 82 Laboratoire de Physique Corpusculaire (LPC), Clermont Université, Université Blaise Pascal, CNRS-IN2P3, Clermont-Ferrand, France
- 83 Laboratoire de Physique Subatomique et de Cosmologie, Université Grenoble-Alpes, CNRS-IN2P3, Grenoble, France
- 84 Lawrence Berkeley National Laboratory, Berkeley, CA, United States
- 85 Moscow Engineering Physics Institute, Moscow, Russia
- 86 Nagasaki Institute of Applied Science, Nagasaki, Japan
- 87 National and Kapodistrian University of Athens, Physics Department, Athens, Greece
- 88 National Centre for Nuclear Studies, Warsaw, Poland
- 89 National Institute for Physics and Nuclear Engineering, Bucharest, Romania
- 90 National Institute of Science Education and Research, Bhubaneswar, India
- 91 National Nuclear Research Center, Baku, Azerbaijan
- 92 National Research Centre Kurchatov Institute, Moscow, Russia
- 93 Niels Bohr Institute, University of Copenhagen, Copenhagen, Denmark
- 94 Nikhef, Nationaal instituut voor subatomaire fysica, Amsterdam, Netherlands
- 95 Nuclear Physics Group, STFC Daresbury Laboratory, Daresbury, United Kingdom
- 96 Nuclear Physics Institute, Academy of Sciences of the Czech Republic, Řež u Prahy, Czech Republic
- 97 Oak Ridge National Laboratory, Oak Ridge, TN, United States
- 98 Petersburg Nuclear Physics Institute, Gatchina, Russia
- 99 Physics Department, Creighton University, Omaha, NE, United States
- 100 Physics department, Faculty of science, University of Zagreb, Zagreb, Croatia
- 101 Physics Department, Panjab University, Chandigarh, India
- 102 Physics Department, University of Cape Town, Cape Town, South Africa
- 103 Physics Department, University of Jammu, Jammu, India
- 104 Physics Department, University of Rajasthan, Jaipur, India
- 105 Physikalisches Institut, Eberhard Karls Universität Tübingen, Tübingen, Germany
- 106 Physikalisches Institut, Ruprecht-Karls-Universität Heidelberg, Heidelberg, Germany
- 107 Physik Department, Technische Universität München, Munich, Germany
- 108 Purdue University, West Lafayette, IN, United States
- 109 Research Division and ExtreMe Matter Institute EMMI, GSI Helmholtzzentrum für Schwerionenforschung GmbH, Darmstadt, Germany
- 110 Rudjer Bošković Institute, Zagreb, Croatia
- 111 Russian Federal Nuclear Center (VNIIEF), Sarov, Russia
- 112 Saha Institute of Nuclear Physics, Kolkata, India
- 113 School of Physics and Astronomy, University of Birmingham, Birmingham, United Kingdom
- 114 Sección Física, Departamento de Ciencias, Pontificia Universidad Católica del Perú, Lima, Peru
- 115 SSC IHEP of NRC Kurchatov institute, Protvino, Russia
- 116 Stefan Meyer Institut für Subatomare Physik (SMI), Vienna, Austria
- 117 SUBATECH, IMT Atlantique, Université de Nantes, CNRS-IN2P3, Nantes, France
- 118 Suranaree University of Technology, Nakhon Ratchasima, Thailand

- ¹¹⁹ Technical University of Košice, Košice, Slovakia
¹²⁰ Technical University of Split FESB, Split, Croatia
¹²¹ The Henryk Niewodniczanski Institute of Nuclear Physics, Polish Academy of Sciences, Cracow, Poland
¹²² The University of Texas at Austin, Physics Department, Austin, TX, United States
¹²³ Universidad Autónoma de Sinaloa, Culiacán, Mexico
¹²⁴ Universidade de São Paulo (USP), São Paulo, Brazil
¹²⁵ Universidade Estadual de Campinas (UNICAMP), Campinas, Brazil
¹²⁶ Universidade Federal do ABC, Santo Andre, Brazil
¹²⁷ University of Houston, Houston, TX, United States
¹²⁸ University of Jyväskylä, Jyväskylä, Finland
¹²⁹ University of Liverpool, Liverpool, United Kingdom
¹³⁰ University of Tennessee, Knoxville, TN, United States
¹³¹ University of the Witwatersrand, Johannesburg, South Africa
¹³² University of Tokyo, Tokyo, Japan
¹³³ University of Tsukuba, Tsukuba, Japan
¹³⁴ Université de Lyon, Université Lyon 1, CNRS/IN2P3, IPN-Lyon, Villeurbanne, Lyon, France
¹³⁵ Université de Strasbourg, CNRS, IPHC UMR 7178, F-67000 Strasbourg, France
¹³⁶ Università degli Studi di Pavia, Pavia, Italy
¹³⁷ Università di Brescia, Brescia, Italy
¹³⁸ V. Fock Institute for Physics, St. Petersburg State University, St. Petersburg, Russia
¹³⁹ Variable Energy Cyclotron Centre, Kolkata, India
¹⁴⁰ Warsaw University of Technology, Warsaw, Poland
¹⁴¹ Wayne State University, Detroit, MI, United States
¹⁴² Wigner Research Centre for Physics, Hungarian Academy of Sciences, Budapest, Hungary
¹⁴³ Yale University, New Haven, CT, United States
¹⁴⁴ Yonsei University, Seoul, South Korea
¹⁴⁵ Zentrum für Technologietransfer und Telekommunikation (ZTT), Fachhochschule Worms, Worms, Germany

ⁱ Deceased.

ⁱⁱ Also at: Dipartimento DET del Politecnico di Torino, Turin, Italy.

ⁱⁱⁱ Also at: Georgia State University, Atlanta, Georgia, United States.

^{iv} Also at: M.V. Lomonosov Moscow State University, D.V. Skobeltsyn Institute of Nuclear, Physics, Moscow, Russia.

^v Also at: Department of Applied Physics, Aligarh Muslim University, Aligarh, India.

^{vi} Also at: Institute of Theoretical Physics, University of Wrocław, Poland.