

Analysis of the apparent nuclear modification in peripheral Pb-Pb collisions at 5.02 TeV

(ALICE Collaboration) Acharya, S.; ...; Antičić, Tome; ...; Erhardt, Filip; ...; Gotovac, Sven; ...; Jerčić, Marko; ...; ...

Source / Izvornik: **Physics Letters B**, 2019, 793, 420 - 432

Journal article, Published version

Rad u časopisu, Objavljena verzija rada (izdavačev PDF)

<https://doi.org/10.1016/j.physletb.2019.04.047>

Permanent link / Trajna poveznica: <https://urn.nsk.hr/urn:nbn:hr:217:424535>

Rights / Prava: [Attribution 4.0 International](#)/[Imenovanje 4.0 međunarodna](#)

Download date / Datum preuzimanja: **2025-01-01**



Repository / Repozitorij:

[Repository of the Faculty of Science - University of Zagreb](#)





Analysis of the apparent nuclear modification in peripheral Pb–Pb collisions at 5.02 TeV

ALICE Collaboration*



ARTICLE INFO

Article history:

Received 24 May 2018

Received in revised form 26 March 2019

Accepted 17 April 2019

Available online 23 April 2019

Editor: W.-D. Schlatter

ABSTRACT

Charged-particle spectra at midrapidity are measured in Pb–Pb collisions at the centre-of-mass energy per nucleon–nucleon pair $\sqrt{s_{NN}} = 5.02$ TeV and presented in centrality classes ranging from most central (0–5%) to most peripheral (95–100%) collisions. Possible medium effects are quantified using the nuclear modification factor (R_{AA}) by comparing the measured spectra with those from proton–proton collisions, scaled by the number of independent nucleon–nucleon collisions obtained from a Glauber model. At large transverse momenta ($8 < p_T < 20$ GeV/c), the average R_{AA} is found to increase from about 0.15 in 0–5% central to a maximum value of about 0.8 in 75–85% peripheral collisions, beyond which it falls off strongly to below 0.2 for the most peripheral collisions. Furthermore, R_{AA} initially exhibits a positive slope as a function of p_T in the 8–20 GeV/c interval, while for collisions beyond the 80% class the slope is negative. To reduce uncertainties related to event selection and normalization, we also provide the ratio of R_{AA} in adjacent centrality intervals. Our results in peripheral collisions are consistent with a PYTHIA-based model without nuclear modification, demonstrating that biases caused by the event selection and collision geometry can lead to the apparent suppression in peripheral collisions. This explains the unintuitive observation that R_{AA} is below unity in peripheral Pb–Pb, but equal to unity in minimum-bias p–Pb collisions despite similar charged-particle multiplicities.

© 2019 Conseil Européen pour la Recherche Nucléaire. Published by Elsevier B.V. This is an open access article under the CC BY license (<http://creativecommons.org/licenses/by/4.0/>). Funded by SCOAP³.

1. Introduction

Transport properties of the Quark-Gluon Plasma (QGP) can be extracted from measurements of observables in high-energy nucleus–nucleus (AA) collisions, which involve large momentum transfers, such as jets originating from hard parton–parton scatterings in the early stage of the collision. While propagating through the expanding medium, these hard partons lose energy due to medium-induced gluon radiation and collisional energy loss, a process known as “jet quenching” [1,2]. Due to the energy loss, the rate of high- p_T particles is expected to be suppressed relative to proton–proton collisions. The effect is typically quantified by the nuclear modification factor

$$R_{AA} = \frac{1}{\langle N_{\text{coll}} \rangle} \frac{dN_{\text{ch}}^{\text{AA}}/dp_T}{dN_{\text{ch}}^{\text{pp}}/dp_T} = \frac{1}{\langle T_{AA} \rangle} \frac{dN_{\text{ch}}^{\text{AA}}/dp_T}{d\sigma_{\text{ch}}^{\text{pp}}/dp_T}, \quad (1)$$

defined as the ratio of the per-event yields in AA and pp collisions normalized to an incoherent superposition of $\langle N_{\text{coll}} \rangle$ binary pp collisions. The average number of collisions $\langle N_{\text{coll}} \rangle$ is determined from

a Monte Carlo Glauber model [3–5] and related to the average nuclear overlap $\langle T_{AA} \rangle = \langle N_{\text{coll}} \rangle / \sigma_{\text{inel}}^{\text{NN}}$, where $\sigma_{\text{inel}}^{\text{NN}}$ is the total inelastic nucleon–nucleon cross section. The yields measured in AA collisions, as well as $\langle N_{\text{coll}} \rangle$, depend on the collision centrality, and R_{AA} is constructed to be unity in the absence of nuclear effects where particle production is dominated by hard processes. The collision centrality is expressed in percentiles of the total hadronic cross section, with the highest (lowest) centrality 0% (100%) referring to the most central (peripheral) collisions with zero (maximal) impact parameter. Experimentally, centrality is typically determined by ordering events according to multiplicity or energy deposition in a limited rapidity range and by fitting the corresponding distribution with a Glauber-based model of particle production [6].

Numerous measurements of R_{AA} reported by experiments at the Relativistic Heavy-Ion Collider (RHIC) [7–16] and at the Large Hadron Collider (LHC) [17–22] revealed that high- p_T particle production is suppressed strongly in central collisions, and that the suppression reduces with decreasing centrality. Furthermore, control measurements of possible nuclear modification arising from the initial state in d–Au and p–Pb collisions [23–28] and with electromagnetic probes in AA collisions [29–33] (which should not be affected by partonic matter) demonstrated that the observed suppression is due to final state interactions, such as parton energy loss. Contrary to expectations, R_{AA} was also found to be below

* E-mail address: alice-publications@cern.ch.

unity at high p_T in peripheral collisions, reaching an approximately constant value of about 0.80 above 3 GeV/c in 80–92% Au–Au collisions at $\sqrt{s_{NN}} = 0.2$ TeV [16] and about 0.75 above 10 GeV/c in 70–90% Pb–Pb collisions at $\sqrt{s_{NN}} = 5.02$ TeV [21]. In a final-state dominated scenario, such differences relative to unity imply a large jet quenching parameter for peripheral collisions, up to an order of magnitude larger than for cold nuclear matter [34], and consequently raise expectations of the relevance of parton energy loss even in small collision systems [35–37]. However, it has been pointed out recently [38] that event selection and geometry biases – just like those discussed for p–Pb collisions [39] – can cause an apparent suppression of R_{AA} in peripheral collisions, even in the absence of nuclear effects, while self-normalized coincidence observables [40,41] are not affected.

The impact parameter of individual NN collisions is correlated to the overall collision geometry leading to an NN impact parameter bias in the transverse plane [42], for peripheral collisions the NN impact parameter is biased towards larger values. Centrality classification based on multiplicity can bias the mean multiplicity of individual nucleon–nucleon (NN) collisions, and hence the yield of hard processes in AA collisions due to correlated soft and hard particle production, amplifying the inherent NN impact parameter bias. The presence of the multiplicity bias in peripheral Pb–Pb collisions was already demonstrated in Ref. [39] showing the averaged multiplicity of the Glauber–NBD fit is lower than the average number of ancestors times the mean multiplicity of NBD (left panel of figure 8 in Ref. [39]). In the present paper, we aim to study its relevance on charged-particle spectra in Pb–Pb collisions at $\sqrt{s_{NN}} = 5.02$ TeV, in 20 centrality classes ranging from 0–5% to 95–100% collisions. The spectra at midrapidity are measured in the range $0.15 < p_T < 30$ GeV/c except for the 95–100% class, where it is $0.15 < p_T < 20$ GeV/c. Using the charged-particle spectra from pp collisions at the same energy [22], we construct the nuclear-modification factor and study the centrality dependence of its average at high p_T , as well as its slope at low and high p_T . To reduce uncertainties related to event selection and normalization, which are particularly large for peripheral collisions, we also provide the ratio of R_{AA} in adjacent centrality intervals, defined as

$$R_{+1} \equiv R_{+1}^i = \frac{R_{AA}^i}{R_{AA}^{i+1}} = \frac{\langle N_{\text{coll}} \rangle^{i+1}}{\langle N_{\text{coll}} \rangle^i} \frac{dN_{\text{ch}}^{AA,i}/dp_T}{dN_{\text{ch}}^{AA,i+1}/dp_T}, \quad (2)$$

where $i + 1$ denotes a 5% more central centrality class than i . The definition of R_{+1} corresponds approximately to the change of $\log R_{AA}$ with centrality, and its value would be constant for an exponential dependence.

Similar to R_{AA} , we quantify the centrality dependence of the average R_{+1} at high p_T , as well as its slope at low and at high p_T . Where possible, the results are compared to a PYTHIA-based model of independent pp collisions without nuclear modification [38]. The remainder of the paper is structured as follows: Section 2 describes the experimental setup. Section 3 describes the charged particle measurement with emphasis on corrections and uncertainties related to the most peripheral collisions. Section 4 describes the results. Section 5 provides a summary of our findings.

2. Experimental setup

The ALICE detector is described in detail in Ref. [43], and a summary of its performance can be found in Ref. [44]. Charged-particle reconstruction at midrapidity is based on tracking information from the Inner Tracking System (ITS) and the Time Projection Chamber (TPC), both located inside a solenoidal magnetic field of 0.5 T parallel to the beam axis.

The ITS [45] consists of three sub-detectors, each composed of two layers to measure the trajectories of charged particles and to reconstruct primary vertices. The two innermost layers are the Silicon Pixel Detectors (SPD), the middle two layers are Silicon Drift Detectors (SDD), the outer two layers are Silicon Strip Detectors (SSD).

The TPC [46] is a large (90 m^3) cylindrical drift detector. It covers a pseudorapidity range of $|\eta| < 0.9$ over full azimuth, providing up to 159 reconstructed space points per track. Charged particles originating from the primary vertex can be reconstructed down to $p_T \approx 100$ MeV/c. The relative p_T resolution depends on momentum, is approximately 4% at 0.15 GeV/c, 1% at 1 GeV/c and increases linearly approaching 4% at 50 GeV/c.

The pp and Pb–Pb collision data at $\sqrt{s_{NN}} = 5.02$ TeV were recorded in 2015. In total, about $110 \cdot 10^6$ pp and $25 \cdot 10^6$ Pb–Pb events satisfying the minimum bias trigger and a number of offline event selection criteria were used in the analysis. The minimum-bias trigger required a signal in both, the V0-A and V0-C, scintillator arrays, covering $2.8 < \eta < 5.1$ and $-3.7 < \eta < -1.7$, respectively [47]. Beam background events were rejected efficiently by exploiting the timing signals in the V0 detectors, and in Pb–Pb collisions also by using the two Zero Degree Calorimeters (ZDCs). The latter are positioned close to beam rapidity on both sides of the interaction point.

3. Data analysis

The measurements of charged-particle spectra in pp and Pb–Pb collisions at $\sqrt{s_{NN}} = 5.02$ TeV are described in detail in Ref. [22].

The collision point or primary event vertex was determined from reconstructed tracks. If no vertex was found using tracks, the vertex reconstruction was performed using track segments constructed from the two innermost layers of the ITS. Events with a reconstructed vertex within ± 10 cm from the centre of the detector along the beam direction are used to ensure a uniform acceptance and reconstruction efficiency at midrapidity.

Primary charged particles [48] were measured in the kinematic range of $|\eta| < 0.8$ and $0.15 < p_T < 30$ GeV/c. The detector simulations were performed using the PYTHIA [49] and HIJING [50] Monte Carlo event generators with GEANT3 [51] for modelling the detector response. Track-level corrections include acceptance, efficiency, purity and p_T resolution, which were obtained using an improved method tuned on data to reduce the systematic uncertainties related to particle species dependence (see Ref. [22] for details). Events are classified in percentiles of the hadronic cross-section using the sum of the amplitudes of the V0-A and V0-C signals (VOM estimator) [6]. The absolute scale of the centrality is defined by the range of 0–90% centrality in which a Glauber-based multiplicity model is fitted to the VOM distribution. The lower centrality limit of 90% of this range with its corresponding VOM signal is denoted the anchor point (AP). The multiplicity for each particle source is modelled with a negative binomial distribution, where the effective number of independent particle production sources is described by a linear combination of the number of participants (N_{part}) and collisions (N_{coll}). The AP was shifted by $\pm 0.5\%$, leading to a systematic uncertainty in the normalization of the spectra of up to 6.7% for the 85–90% centrality class. Unlike previous measurements in Pb–Pb collisions, the analysis was not limited to 0–90% most central events, where effects of trigger inefficiency and contamination by electromagnetic processes are negligible, but also included the 90–100% most peripheral collisions. The VOM value corresponding to 95% of the hadronic cross section was determined by selecting either 95% of the events given by the Glauber–NBD parametrization, or the number of events in the 0–90% centrality class multiplied by the factor 95/90, where

the latter is used as a variation to assess the systematic uncertainty of the approach. The difference on the measured yields between the two ways was assigned as additional systematic uncertainty. For the centrality class 90–95% (95–100%) the combined uncertainty amounts to a fully correlated part of 10.8% (11.7%) on the normalization of the spectra and a 2.9% (4.6%) residual effect on the shape.

The trigger and event-vertex reconstruction efficiency and the related systematic uncertainties for peripheral Pb–Pb collisions were estimated from simulations using HIJING and PYTHIA including single- and double-diffractive processes, but ignoring possible differences from nuclear effects. The VOM distribution in the simulations was reweighted with the measured VOM distribution. The combined efficiency was found to be 0.985 ± 0.015 for the 90–95% and 0.802 ± 0.057 for the 95–100% centrality classes, respectively, while fully efficient for more central collisions. In addition, in the most peripheral bin a p_T -dependent signal loss of up to 14.7% at low p_T is corrected for. To account for diffractive processes in this correction and its systematic uncertainty, two limiting scenarios have been considered: a) the signal loss is assumed to be as in pp collisions in the VOM range of the 95–100% bin; b) only the fraction of events with a single nucleon–nucleon collision are corrected for assuming the signal loss from minimum-bias pp collisions.

Contamination of the peripheral bins by electromagnetic interactions was studied in the data by removing all events with small energy deposits in the neutron ZDCs. The resulting change of the spectrum with the requirements of at least a five-neutron equivalent energy in both neutron ZDCs amounts to 5% for the 95–100% centrality class, 3% for the 90–95% class and 2% for the 80–85% and 85–90% classes and is assigned as systematic uncertainty. To account for contamination of the trigger from events without reconstructed vertex, those events are removed from the analysis and the resulting change is assigned as systematic uncertainty on the normalization (6.8% in the 95–100% class and 0.5% in the 90–95% class).

Systematic uncertainties related to vertex selection, track selection, secondary-particle contamination, primary-particle composition, p_T resolution, material budget and tracking efficiency were estimated as described in Ref. [22] and are assigned as bin-by-bin uncertainties. The systematic uncertainties related to the centrality selection were estimated by a comparison of the p_T spectra when the limits of the centrality classes are shifted due to an uncertainty of $\pm 0.5\%$ in the fraction of the hadronic cross section used in the analysis. They are split into two parts: one part that is fully correlated between the p_T bins assigned as a normalization uncertainty plus an additional part taking into account residual differences in the spectral shape assigned as a bin-by-bin uncertainty. The overall normalization uncertainty of R_{AA} contains the uncertainty related to the centrality selection, the uncertainty of N_{coll} , the uncertainty of the trigger efficiency, the uncertainty of the trigger contamination and the normalization uncertainty of the pp reference spectrum added in quadrature. Note that most uncertainties are correlated to a large extent between adjacent centrality bins leading to reduced uncertainties in R_{+1} .

Ordering events according to multiplicity introduces a bias relative to using the impact parameter in Glauber-based particle production models. It is expected that part of the bias introduced by the ordering can be cancelled in R_{AA} , when N_{coll} is also obtained in the same way as in the data. The difference relative to averaging over impact parameter is quantified in Fig. 1, which shows the ratio of $\langle N_{coll} \rangle$ by slicing either in multiplicity (estimated using the VOM amplitude) $\langle N_{coll}^{mult} \rangle$ or impact parameter $\langle N_{coll}^{geo} \rangle$, as carried out so far at the LHC. The difference is below 5% up to 80%

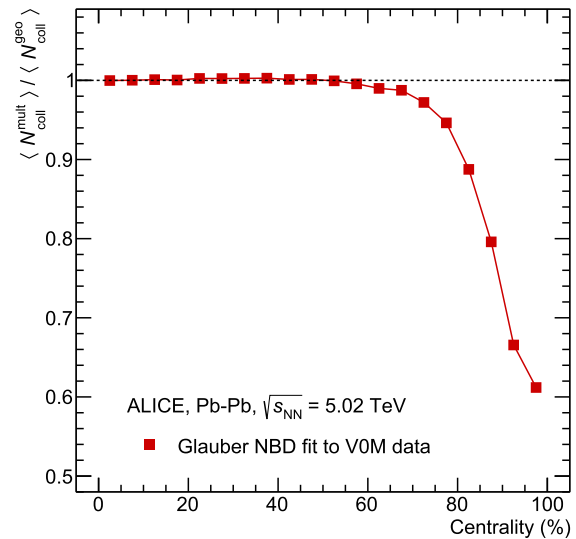


Fig. 1. Ratio of number of collisions determined by slicing in multiplicity (N_{coll}^{mult}) divided by the number of collisions determined directly from the impact parameter (N_{coll}^{geo}).

Table 1

Summary of the average N_{part} , N_{coll} , T_{AA} for all centrality classes obtained by slicing the VOM amplitude distribution instead of the impact parameter. All uncertainties listed are systematic uncertainties. Statistical uncertainties are negligible.

Centrality class	$\langle N_{part} \rangle$	$\langle N_{coll} \rangle$	$\langle T_{AA} \rangle$ (mb $^{-1}$)
0–5%	382.3 ± 2.4	1752 ± 28	25.92 ± 0.37
5–10%	329.1 ± 5.0	1367 ± 37	20.22 ± 0.52
10–15%	281.1 ± 5.2	1080 ± 26	15.98 ± 0.36
15–20%	239.4 ± 5.2	850 ± 26	12.57 ± 0.37
20–25%	202.7 ± 4.6	662 ± 25	9.79 ± 0.36
25–30%	170.8 ± 3.1	513 ± 16	7.58 ± 0.22
30–35%	142.5 ± 3.0	390 ± 13	5.77 ± 0.18
35–40%	118.0 ± 2.1	293.4 ± 7.4	4.34 ± 0.11
40–45%	96.3 ± 2.0	215.2 ± 6.4	3.184 ± 0.095
45–50%	77.5 ± 1.5	154.8 ± 4.0	2.290 ± 0.066
50–55%	61.29 ± 0.86	109.0 ± 1.8	1.612 ± 0.033
55–60%	47.43 ± 0.59	74.1 ± 1.4	1.096 ± 0.026
60–65%	35.84 ± 0.67	49.2 ± 1.2	0.728 ± 0.020
65–70%	26.19 ± 0.56	31.6 ± 1.1	0.468 ± 0.018
70–75%	18.60 ± 0.40	19.89 ± 0.77	0.294 ± 0.012
75–80%	12.78 ± 0.32	12.19 ± 0.46	0.1803 ± 0.0075
80–85%	8.50 ± 0.23	7.22 ± 0.30	0.1068 ± 0.0048
85–90%	5.45 ± 0.11	4.12 ± 0.13	0.0609 ± 0.0021
90–95%	3.31 ± 0.19	2.18 ± 0.16	0.0323 ± 0.0024
95–100%	2.24 ± 0.11	1.223 ± 0.096	0.0181 ± 0.0014

centrality, and then increases strongly up to 40% for more peripheral classes. The average quantities for a centrality class, such as the number of participants N_{part} , the number of binary collisions N_{coll} and the nuclear overlap function T_{AA} , were obtained by averaging over the VOM multiplicity intervals, and are summarized in Table 1. For the calculation of R_{AA} and R_{+1} we use only those multiplicity averaged quantities. As before [5,6], the uncertainties on the mean were obtained by changing the various ingredients of the Glauber MC model by one standard deviation. The resulting relative uncertainties on the mean are below 6%, however in particular for peripheral collisions the widths of the respective distributions are significantly larger.

The charged particle multiplicity $dN_{ch}/d\eta$ and the average transverse momentum $\langle p_T \rangle$ for all centrality intervals are listed in Table 2, values given for $dN_{ch}/d\eta$ and $\langle p_T \rangle_{>0}$ are extrapolated to $p_T = 0$ using a modified Hagedorn function fitted to the data, as described in Ref. [52].

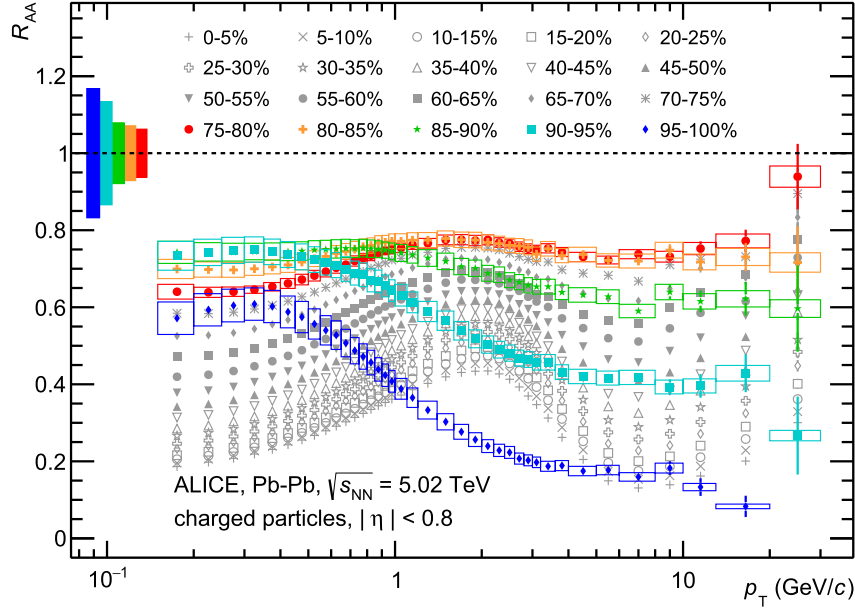


Fig. 2. Nuclear-modification factor versus p_T for charged particles at midrapidity in Pb–Pb collisions at $\sqrt{s_{NN}} = 5.02$ TeV for 5%-wide centrality classes. The filled, coloured markers are for the five most peripheral classes, with the corresponding global uncertainties denoted close to $p_T = 0.1$ GeV/c. Vertical error bars denote statistical uncertainties, while the boxes denote the systematic uncertainties. For visibility, the uncertainties are only drawn for the peripheral classes.

Table 2

Summary of the average $dN_{ch}/d\eta$ and $\langle p_T \rangle$ in $|\eta| < 0.8$ for all centrality classes. While $\langle p_T \rangle_{>0.15}$ is averaged over the measured range $0.15 < p_T < 10$ GeV/c, $\langle p_T \rangle_{>0}$ is extrapolated to $p_T = 0$. All uncertainties listed are systematic uncertainties. Statistical uncertainties are negligible.

Centrality class	$dN_{ch}/d\eta$	$\langle p_T \rangle_{>0.15}$ (GeV/c)	$\langle p_T \rangle_{>0}$ (GeV/c)
0–5%	1910 ± 49	0.729 ± 0.010	0.681 ± 0.010
5–10%	1547 ± 40	0.731 ± 0.010	0.683 ± 0.010
10–15%	1273 ± 30	0.732 ± 0.009	0.683 ± 0.009
15–20%	1048 ± 25	0.733 ± 0.009	0.683 ± 0.009
20–25%	863 ± 19	0.730 ± 0.009	0.678 ± 0.008
25–30%	703 ± 16	0.727 ± 0.009	0.676 ± 0.008
30–35%	568 ± 13	0.723 ± 0.008	0.671 ± 0.008
35–40%	453 ± 11	0.719 ± 0.008	0.666 ± 0.008
40–45%	356.6 ± 8.4	0.710 ± 0.008	0.657 ± 0.008
45–50%	275.1 ± 6.8	0.704 ± 0.008	0.650 ± 0.007
50–55%	208.5 ± 5.6	0.695 ± 0.008	0.640 ± 0.008
55–60%	154.1 ± 4.5	0.687 ± 0.008	0.631 ± 0.007
60–65%	111.4 ± 3.5	0.676 ± 0.007	0.619 ± 0.007
65–70%	78.0 ± 2.8	0.667 ± 0.007	0.609 ± 0.007
70–75%	53.1 ± 2.1	0.659 ± 0.007	0.599 ± 0.007
75–80%	34.9 ± 1.6	0.650 ± 0.008	0.589 ± 0.007
80–85%	22.0 ± 1.4	0.636 ± 0.014	0.575 ± 0.013
85–90%	12.87 ± 0.98	0.612 ± 0.014	0.551 ± 0.013
90–95%	6.46 ± 0.78	0.574 ± 0.017	0.516 ± 0.015
95–100%	2.71 ± 0.51	0.524 ± 0.031	0.471 ± 0.028

4. Results

Fig. 2 presents the nuclear-modification factor, given in Eq. (1), versus p_T for charged particles at midrapidity in Pb–Pb collisions at $\sqrt{s_{NN}} = 5.02$ TeV for 5%-wide centrality classes. The focus of the presented analysis is mainly on the peripheral classes, which for convenience are displayed in filled, coloured symbols with their corresponding global uncertainties of about 10–20% denoted at $p_T \sim 0.1$ GeV/c. As usual, if not otherwise stated, vertical error bars denote statistical uncertainties, while the boxes denote the systematic uncertainties.

From central to peripheral collisions R_{AA} increases, which in particular above about 10 GeV/c can be understood as the progressive reduction of medium-induced parton energy loss. Furthermore, the shape is similar from the most central up to the 80–85%

centrality class, namely an increase at low p_T , a maximum around 2–3 GeV/c, related to radial flow, then a decrease with a local minimum at about 7 GeV/c, followed by a mild increase. Above 80–85% centrality, the evolution is different as already at low p_T the slope is negative and R_{AA} decreases monotonously with increasing p_T . The change in behaviour seems to occur in the 75–85% interval, since the 80–85% R_{AA} values appear to be the same or even lower than those of the 75–80% interval. For the most peripheral classes, the reduction of the nuclear modification factor with increasing p_T is qualitatively similar to the one observed for low multiplicity p–Pb [39] collisions, indicating that the underlying bias towards more peripheral collisions with a reduced rate of hard scatterings per nucleon–nucleon collisions is the same. If instead of using N_{coll}^{mult} , we had used N_{coll}^{geo} in the normalization of R_{AA} , the results for peripheral collisions above 80% would be even lower, namely by the ratio quantified in Fig. 1.

To quantify these observations we provide in Fig. 3 the average R_{AA} at high p_T (within $8 < p_T < 20$ GeV/c), which increases smoothly from most central up to 70–75% centrality and drops strongly beyond the 80–85% centrality class. The data are compared to the high p_T limit of a PYTHIA-based model (HG-PYTHIA) [38], which for every binary nucleon–nucleon collision superimposes a number of PYTHIA events incoherently without nuclear modification. The essential feature of the model is that particle production per nucleon–nucleon collision originates from a fluctuating number of multiple partonic interactions depending on the nucleon–nucleon impact parameter. Despite the fact that HG-PYTHIA is a rather simple approach, for 75–80% and more peripheral collisions, it describes the average R_{AA} relatively well suggesting that the apparent suppression for peripheral collisions is not caused by parton energy loss, but rather by the event selection criteria imposed to determine the centrality of the collisions. The data are significantly lower than the model calculation for the most peripheral centrality classes, possibly due to a significant contribution of diffraction, which is not modelled in HG-PYTHIA. The slope of a linear fit to R_{AA} performed for $8 < p_T < 20$ GeV/c, the region where the R_{AA} in central collisions rises after its minimum, is shown in Fig. 4 as a function of centrality. This high- p_T slope is positive and initially increasing mildly before decreas-

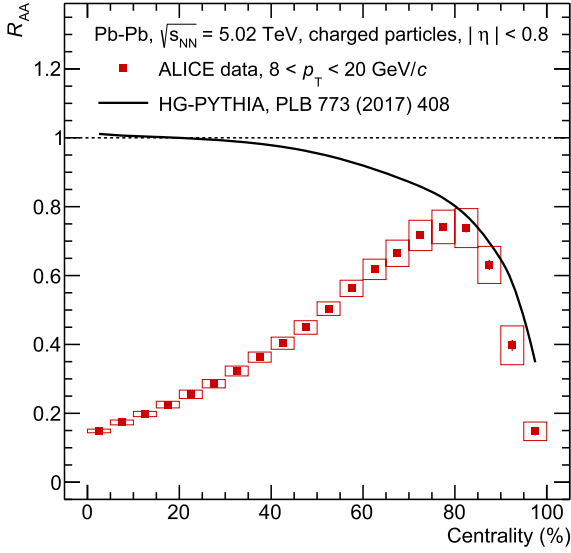


Fig. 3. Average R_{AA} for $8 < p_T < 20$ GeV/c versus centrality percentile in Pb–Pb collisions at $\sqrt{s_{NN}} = 5.02$ TeV compared to predictions from HG-PYTHIA [38]. Vertical error bars denote statistical uncertainties, while the boxes denote the systematic uncertainties.

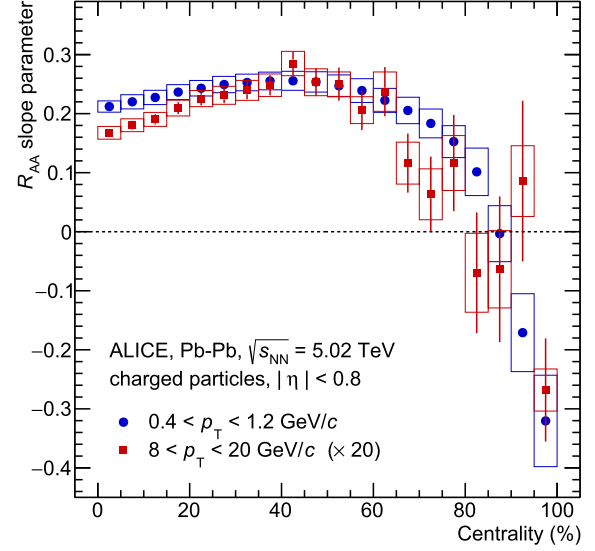


Fig. 4. Slope of R_{AA} at low p_T (in $0.4 < p_T < 1.2$ GeV/c) and at high p_T (in $8 < p_T < 20$ GeV/c) scaled by factor 15 for visibility versus centrality percentile in Pb–Pb collisions at $\sqrt{s_{NN}} = 5.02$ TeV. Vertical error bars denote statistical uncertainties, while the boxes denote the systematic uncertainties.

ing with decreasing centrality up to about 80% centrality, beyond which it is close to zero, and then even is negative in the highest centrality class. At low to intermediate p_T (within 0.4–1.2 GeV/c), the regime which is strongly influenced by the hydrodynamic expansion, the R_{AA} exhibits another rise. The slope extracted in the p_T range 0.4–1.2 GeV/c is also shown in Fig. 4. The R_{AA} at low and high p_T is consistent with being linearly dependent on p_T in the chosen fit ranges, resulting χ^2/NDF are below unity. While the absolute values of the slopes are very different (note the normalisation), the shape of the centrality dependence of the slope at low p_T is remarkably similar to that extracted at high p_T . This hints at a close correlation between these two regimes, possibly induced by the geometry or density dependence of parton energy loss

the one hand and collective expansion on the other hand. In peripheral collisions, in particular above 90% centrality, the low p_T slope is negative, indicating that the very peripheral events are increasingly softer.

In order to study the shape evolution of R_{AA} in more detail, we compute the ratio of adjacent centrality intervals, as given by Eq. (2). In this way a large part of the global uncertainties as well as of the systematic uncertainties cancel. Fig. 5 presents R_{+1} versus p_T for charged particles at midrapidity in Pb–Pb collisions at $\sqrt{s_{NN}} = 5.02$ TeV for 5%-wide centrality classes. As for R_{AA} the peripheral collisions are displayed in colour, with their corresponding global uncertainties, which are significantly smaller than for R_{AA} except for the most peripheral class, denoted around 0.1 on the

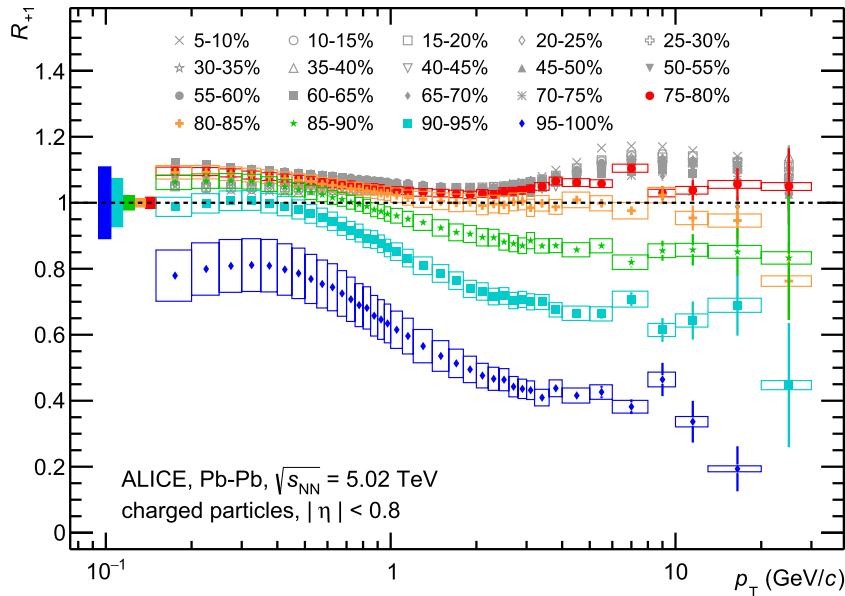


Fig. 5. R_{+1} versus p_T for charged particles at midrapidity in Pb–Pb collisions at $\sqrt{s_{NN}} = 5.02$ TeV. R_{+1} is defined as the ratio of N_{coll} normalized spectra for a given centrality class relative to the 5% more central class, see Eq. (2). The filled, coloured markers are for the 5 most peripheral classes, with the corresponding global uncertainties denoted close to $p_T = 0.1$ GeV/c on the p_T -axis. Vertical error bars denote statistical uncertainties, while the boxes denote the systematic uncertainties. For visibility, the uncertainties are only drawn for the peripheral classes.

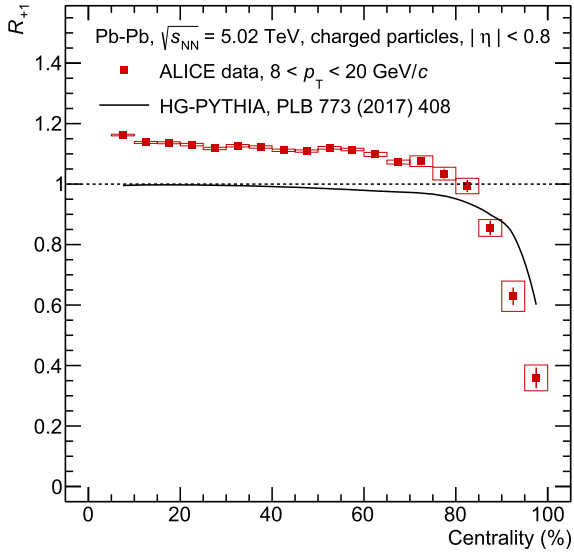


Fig. 6. Average R_{+1} for $8 < p_T < 20$ GeV/c versus centrality percentile in Pb–Pb collisions at $\sqrt{s_{NN}} = 5.02$ TeV compared to predictions from HG-PYTHIA [38]. Vertical error bars denote statistical uncertainties, while the boxes denote the systematic uncertainties.

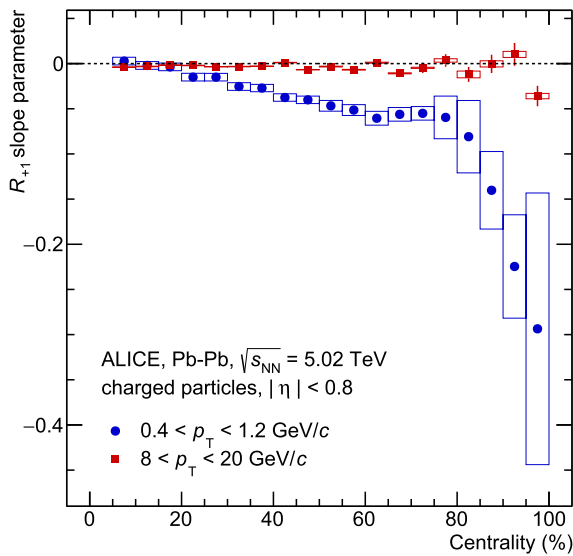


Fig. 7. Slope of R_{+1} at low p_T (in $0.4 < p_T < 1.2$ GeV/c) and at high p_T (in $8 < p_T < 20$ GeV/c) versus centrality percentile in Pb–Pb collisions at $\sqrt{s_{NN}} = 5.02$ TeV. Vertical error bars denote statistical uncertainties, while the boxes denote the systematic uncertainties.

abscissa. The ratio is found to be nearly identical for 0–5% central to 70–75% peripheral collisions (14 curves) within 10%. In addition, in this centrality range, the ratio is only slightly p_T -dependent, although explained typically by distinct mechanism (radial flow at low p_T and energy loss at high p_T). For more peripheral collisions, however, the R_{+1} changes significantly and reduces to about 0.4 for most peripheral collisions. While the quenching power of the medium apparently only gradually changes for about 75% of the Pb–Pb cross-section, the sudden drop for more than 75% peripheral collisions can hardly be explained by an increase in quenching.

The evolution of the R_{+1} at high p_T with centrality is characterized by taking the average R_{+1} for $8 < p_T < 20$ GeV/c, shown in Fig. 6. The average is about 1.14, slightly decreasing with decreasing centrality and beyond 75% centrality falls strongly, similar to predictions from HG-PYTHIA. An approximate constant value for

R_{+1} up to about 60% centrality implies an exponential dependence on centrality.

Fig. 7 shows the slope of a linear fit to the low momentum region (0.4–1.2 GeV/c) and the high-momentum region ($8 < p_T < 20$ GeV/c) of R_{+1} . In the chosen fit ranges, the R_{+1} can be fitted by a linear function with $\chi^2/\text{NDF} < 1$. At low momentum, the slope of R_{+1} exhibits a mild centrality dependence, related to the reduced strength of radial flow, dropping strongly for peripheral collisions above 80%, as expected from ordering events according to multiplicity. At high momentum, the slope is non-zero, -0.0031 ± 0.0006 , and within the uncertainties not dependent on centrality.

5. Summary

Charged-particle spectra at midrapidity were measured in Pb–Pb collisions at a centre-of-mass energy per nucleon pair of $\sqrt{s_{NN}} = 5.02$ TeV and presented in centrality classes ranging from the most central (0–5%) to the most peripheral (95–100%) collisions. Measurements beyond the 90% peripheral collisions at the LHC are presented for the first time. For a consistent treatment of the most peripheral collisions the number of binary collisions was calculated from a Glauber model in intervals of multiplicity rather than in impact parameter (Fig. 1). Possible medium effects were quantified by comparing the measured spectra with those from proton–proton collisions normalized by the number of independent nucleon–nucleon collisions obtained from a Glauber model (Fig. 2). At large transverse momenta ($8 < p_T < 20$ GeV/c), the average R_{AA} increases from about 0.15 in the 0–5% most central collisions to a maximum value of about 0.8 in the 75–85% peripheral collisions, beyond which it strongly falls off to below 0.2 for the most peripheral collisions (Fig. 3). Furthermore, R_{AA} initially exhibits a positive slope as a function of p_T in the 8–20 GeV/c interval, while for collisions beyond the 80% class the slope is negative (Fig. 4). The shape of the slope extracted at low p_T , within 0.4–1.2 GeV/c, is remarkably similar, indicating that there may be a close correlation between these two regimes. To reduce uncertainties related to event selection and normalization, the ratio of R_{AA} in adjacent centrality intervals was measured (Fig. 5). Up to about 60% peripheral collisions, this ratio is fairly constant, even as a function of p_T . It then starts to decrease and finally, for centralities beyond 75%, it falls off strongly (Fig. 6) with its slopes at low and high momentum varying only mildly or not at all except for the most peripheral centrality intervals (Fig. 7).

The trends observed in peripheral collisions are consistent with a simple PYTHIA-based model without nuclear modification, demonstrating that biases caused by the event selection and collision geometry can lead to an apparent suppression in peripheral collisions. This explains the contradictory and hard to reconcile observation that R_{AA} is below unity in peripheral Pb–Pb, but equal to unity in minimum-bias p–Pb collisions despite similar charged-particle multiplicities. With a correct treatment of the biases a smooth transition between Pb–Pb and minimum-bias p–Pb collisions is expected without the need to involve parton energy loss in peripheral collisions. Without such treatment, the measurement and interpretation of R_{AA} in peripheral collisions, in particular above 80% centrality, have complications similar to p–Pb collisions, where the observable was named Q_{pPb} [39] to distinguish it from the unbiased nuclear modification factor.

Acknowledgements

The ALICE Collaboration would like to thank all its engineers and technicians for their invaluable contributions to the construction of the experiment and the CERN accelerator teams for the out-

standing performance of the LHC complex. The ALICE Collaboration gratefully acknowledges the resources and support provided by all Grid centres and the Worldwide LHC Computing Grid (WLCG) collaboration. The ALICE Collaboration acknowledges the following funding agencies for their support in building and running the ALICE detector: A. I. Alikhanyan National Science Laboratory (Yerevan Physics Institute) Foundation (ANSL), State Committee of Science and World Federation of Scientists (WFS), Armenia; Austrian Academy of Sciences and Nationalstiftung für Forschung, Technologie und Entwicklung, Austria; Ministry of Communications and High Technologies, National Nuclear Research Center, Azerbaijan; Conselho Nacional de Desenvolvimento Científico e Tecnológico (CNPq), Universidade Federal do Rio Grande do Sul (UFRGS), Financiadora de Estudos e Projetos (Finep) and Fundação de Amparo à Pesquisa do Estado de São Paulo (FAPESP), Brazil; Ministry of Science & Technology of China (MSTC), National Natural Science Foundation of China (NSFC) and Ministry of Education of China (MOEC), China; Ministry of Science and Education, Croatia; Ministry of Education, Youth and Sports of the Czech Republic, Czech Republic; The Danish Council for Independent Research – Natural Sciences, the Carlsberg Foundation and Danish National Research Foundation (DNRF), Denmark; Helsinki Institute of Physics (HIP), Finland; Commissariat à l’Energie Atomique (CEA) and Institut National de Physique Nucléaire et de Physique des Particules (IN2P3) and Centre National de la Recherche Scientifique (CNRS), France; Bundesministerium für Bildung, Wissenschaft, Forschung und Technologie (BMBF) and GSI Helmholtzzentrum für Schwerionenforschung GmbH, Germany; General Secretariat for Research and Technology, Ministry of Education, Research and Religions, Greece; National Research Development and Innovation Office, Hungary; Department of Atomic Energy, Government of India (DAE), Department of Science and Technology, Government of India (DST), University Grants Commission, Government of India (UGC) and Council of Scientific and Industrial Research (CSIR), India; Indonesian Institute of Sciences, Indonesia; Centro Fermi - Museo Storico della Fisica e Centro Studi e Ricerche Enrico Fermi and Istituto Nazionale di Fisica Nucleare (INFN), Italy; Institute for Innovative Science and Technology, Nagasaki Institute of Applied Science (IIST), Japan Society for the Promotion of Science (JSPS) KAKENHI and Japanese Ministry of Education, Culture, Sports, Science and Technology (MEXT), Japan; Consejo Nacional de Ciencia (CONACYT) y Tecnología, through Fondo de Cooperación Internacional en Ciencia y Tecnología (FONCICYT) and Dirección General de Asuntos del Personal Académico (DGAPA), Mexico; Nederlandse Organisatie voor Wetenschappelijk Onderzoek (NWO), Netherlands; The Research Council of Norway, Norway; Commission on Science and Technology for Sustainable Development in the South (COMSATS), Pakistan; Pontificia Universidad Católica del Perú, Peru; Ministry of Science and Higher Education and National Science Centre, Poland; Korea Institute of Science and Technology Information and National Research Foundation of Korea (NRF), Republic of Korea; Ministry of Education and Scientific Research, Institute of Atomic Physics and Romanian National Agency for Science, Technology and Innovation, Romania; Joint Institute for Nuclear Research (JINR), Ministry of Education and Science of the Russian Federation and National Research Centre Kurchatov Institute, Russia; Ministry of Education, Science, Research and Sport of the Slovak Republic, Slovakia; National Research Foundation of South Africa, South Africa; Centro de Aplicaciones Tecnológicas y Desarrollo Nuclear (CEADEN), Cubaenergía, Cuba and Centro de Investigaciones Energéticas, Medioambientales y Tecnológicas (CIEMAT), Spain; Swedish Research Council (VR) and Knut & Alice Wallenberg Foundation (KAW), Sweden; European Organization for Nuclear Research, Switzerland; National Science and Technology Development Agency (NSDTA), Suranaree University of Technology (SUT) and Office of the Higher Educa-

tion Commission under NRU project of Thailand, Thailand; Turkish Atomic Energy Agency (TAEK), Turkey; National Academy of Sciences of Ukraine, Ukraine; Science and Technology Facilities Council (STFC), United Kingdom; National Science Foundation of the United States of America (NSF) and United States Department of Energy, Office of Nuclear Physics (DOE NP), United States of America.

References

- [1] M. Gyulassy, M. Plumer, Jet quenching in dense matter, *Phys. Lett. B* 243 (1990) 432–438.
- [2] R. Baier, Y.L. Dokshitzer, S. Peigne, D. Schiff, Induced gluon radiation in a QCD medium, *Phys. Lett. B* 345 (1995) 277–286, arXiv:hep-ph/9411409 [hep-ph].
- [3] B. Alver, M. Baker, C. Loizides, P. Steinberg, The PHOBOS Glauber Monte Carlo, arXiv:0805.4411 [nucl-ex].
- [4] C. Loizides, J. Nagle, P. Steinberg, Improved version of the PHOBOS Glauber Monte Carlo, *SoftwareX* 1–2 (2015) 13–18, arXiv:1408.2549 [nucl-ex].
- [5] C. Loizides, J. Kamin, D. d’Enterria, Precision Monte Carlo Glauber predictions at present and future nuclear colliders, arXiv:1710.07098 [nucl-ex].
- [6] ALICE Collaboration, B. Abelev, et al., Centrality determination of Pb–Pb collisions at $\sqrt{s_{NN}} = 2.76$ TeV with ALICE, *Phys. Rev. C* 88 (4) (2013) 044909, arXiv:1301.4361 [nucl-ex].
- [7] PHENIX Collaboration, K. Adcox, et al., Suppression of hadrons with large transverse momentum in central Au–Au collisions at $\sqrt{s_{NN}} = 130$ GeV, *Phys. Rev. Lett.* 88 (2002) 022301, arXiv:nucl-ex/0109003 [nucl-ex].
- [8] STAR Collaboration, C. Adler, et al., Centrality dependence of high p_T hadron suppression in Au–Au collisions at $\sqrt{s_{NN}} = 130$ GeV, *Phys. Rev. Lett.* 89 (2002) 202301, arXiv:nucl-ex/0206011 [nucl-ex].
- [9] PHENIX Collaboration, K. Adcox, et al., Centrality dependence of the high p_T charged hadron suppression in Au–Au collisions at $\sqrt{s_{NN}} = 130$ GeV, *Phys. Lett. B* 561 (2003) 82–92, arXiv:nucl-ex/0207009 [nucl-ex].
- [10] PHENIX Collaboration, S.S. Adler, et al., Suppressed π^0 production at large transverse momentum in central Au–Au collisions at $\sqrt{s_{NN}} = 200$ GeV, *Phys. Rev. Lett.* 91 (2003) 072301, arXiv:nucl-ex/0304022 [nucl-ex].
- [11] STAR Collaboration, J. Adams, et al., Transverse momentum and collision energy dependence of high p_T hadron suppression in Au–Au collisions at ultra-relativistic energies, *Phys. Rev. Lett.* 91 (2003) 172302, arXiv:nucl-ex/0305015 [nucl-ex].
- [12] PHOBOS Collaboration, B.B. Back, et al., Charged hadron transverse momentum distributions in Au–Au collisions at $\sqrt{s_{NN}} = 200$ GeV, *Phys. Lett. B* 578 (2004) 297–303, arXiv:nucl-ex/0302015 [nucl-ex].
- [13] PHOBOS Collaboration, B. Alver, et al., System size and centrality dependence of charged hadron transverse momentum spectra in Au–Au and Cu–Cu collisions at $\sqrt{s_{NN}} = 62.4$ GeV and 200 GeV, *Phys. Rev. Lett.* 96 (2006) 212301, arXiv:nucl-ex/0512016 [nucl-ex].
- [14] PHENIX Collaboration, S.S. Adler, et al., A detailed study of high- p_T neutral pion suppression and azimuthal anisotropy in Au–Au collisions at $\sqrt{s_{NN}} = 200$ GeV, *Phys. Rev. C* 76 (2007) 034904, arXiv:nucl-ex/0611007 [nucl-ex].
- [15] PHENIX Collaboration, A. Adare, et al., Quantitative constraints on the opacity of hot partonic matter from semi-inclusive single high transverse momentum pion suppression in Au–Au collisions at $\sqrt{s_{NN}} = 200$ GeV, *Phys. Rev. C* 77 (2008) 064907, arXiv:0801.1665 [nucl-ex].
- [16] PHENIX Collaboration, A. Adare, et al., Neutral pion production with respect to centrality and reaction plane in Au–Au collisions at $\sqrt{s_{NN}} = 200$ GeV, *Phys. Rev. C* 87 (3) (2013) 034911, arXiv:1208.2254 [nucl-ex].
- [17] ALICE Collaboration, K. Aamodt, et al., Suppression of charged particle production at large transverse momentum in central Pb–Pb collisions at $\sqrt{s_{NN}} = 2.76$ TeV, *Phys. Lett. B* 696 (2011) 30–39, arXiv:1012.1004 [nucl-ex].
- [18] ALICE Collaboration, B. Abelev, et al., Centrality dependence of charged particle production at large transverse momentum in Pb–Pb collisions at $\sqrt{s_{NN}} = 2.76$ TeV, *Phys. Lett. B* 720 (2013) 52–62, arXiv:1208.2711 [hep-ex].
- [19] CMS Collaboration, S. Chatrchyan, et al., Study of high- p_T charged particle suppression in Pb–Pb compared to pp collisions at $\sqrt{s_{NN}} = 2.76$ TeV, *Eur. Phys. J. C* 72 (2012) 1945, arXiv:1202.2554 [nucl-ex].
- [20] ATLAS Collaboration, G. Aad, et al., Measurement of charged-particle spectra in Pb–Pb collisions at $\sqrt{s_{NN}} = 2.76$ TeV with the ATLAS detector at the LHC, *J. High Energy Phys.* 09 (2015) 050, arXiv:1504.04337 [hep-ex].
- [21] CMS Collaboration, V. Khachatryan, et al., Charged-particle nuclear modification factors in Pb–Pb and p–Pb collisions at $\sqrt{s_{NN}} = 5.02$ TeV, *J. High Energy Phys.* 04 (2017) 039, arXiv:1611.01664 [nucl-ex].
- [22] ALICE Collaboration, S. Acharya, et al., Transverse momentum spectra and nuclear modification factors of charged particles in pp, p–Pb and Pb–Pb collisions at the LHC, *J. High Energy Phys.* 11 (2018) 013, arXiv:1802.09145 [nucl-ex].
- [23] BRAHMS Collaboration, I. Arsene, et al., Transverse momentum spectra in Au–Au and d–Au collisions at $\sqrt{s_{NN}} = 200$ GeV and the pseudorapidity dependence of high p_T suppression, *Phys. Rev. Lett.* 91 (2003) 072305, arXiv:nucl-ex/0307003 [nucl-ex].

- [24] STAR Collaboration, J. Adams, et al., Evidence from d–Au measurements for final state suppression of high p_T hadrons in Au–Au collisions at RHIC, *Phys. Rev. Lett.* 91 (2003) 072304, arXiv:nucl-ex/0306024 [nucl-ex].
- [25] ALICE Collaboration, B. Abelev, et al., Transverse momentum distribution and nuclear modification factor of charged particles in p–Pb collisions at $\sqrt{s_{NN}} = 5.02$ TeV, *Phys. Rev. Lett.* 110 (8) (2013) 082302, arXiv:1210.4520 [nucl-ex].
- [26] ALICE Collaboration, B.B. Abelev, et al., Transverse momentum dependence of inclusive primary charged-particle production in p–Pb collisions at $\sqrt{s_{NN}} = 5.02$ TeV, *Eur. Phys. J. C* 74 (9) (2014) 3054, arXiv:1405.2737 [nucl-ex].
- [27] CMS Collaboration, V. Khachatryan, et al., Nuclear effects on the transverse momentum spectra of charged particles in p–Pb collisions at $\sqrt{s_{NN}} = 5.02$ TeV, *Eur. Phys. J. C* 75 (5) (2015) 237, arXiv:1502.05387 [nucl-ex].
- [28] ATLAS Collaboration, G. Aad, et al., Transverse momentum, rapidity, and centrality dependence of inclusive charged-particle production in $\sqrt{s_{NN}} = 5.02$ TeV p–Pb collisions measured by the ATLAS experiment, *Phys. Lett. B* 763 (2016) 313–336, arXiv:1605.06436 [hep-ex].
- [29] CMS Collaboration, S. Chatrchyan, et al., Study of Z boson production in Pb–Pb collisions at $\sqrt{s_{NN}} = 2.76$ TeV, *Phys. Rev. Lett.* 106 (2011) 212301, arXiv:1102.5435 [nucl-ex].
- [30] PHENIX Collaboration, S. Afanasiev, et al., Measurement of direct photons in Au–Au collisions at $\sqrt{s_{NN}} = 200$ GeV, *Phys. Rev. Lett.* 109 (2012) 152302, arXiv:1205.5759 [nucl-ex].
- [31] CMS Collaboration, S. Chatrchyan, et al., Measurement of isolated photon production in pp and Pb–Pb collisions at $\sqrt{s_{NN}} = 2.76$ TeV, *Phys. Lett. B* 710 (2012) 256–277, arXiv:1201.3093 [nucl-ex].
- [32] CMS Collaboration, S. Chatrchyan, et al., Study of W boson production in Pb–Pb and pp collisions at $\sqrt{s_{NN}} = 2.76$ TeV, *Phys. Lett. B* 715 (2012) 66–87, arXiv:1205.6334 [nucl-ex].
- [33] ATLAS Collaboration, G. Aad, et al., Centrality, rapidity and transverse momentum dependence of isolated prompt photon production in lead–lead collisions at $\sqrt{s_{NN}} = 2.76$ TeV measured with the ATLAS detector, *Phys. Rev. C* 93 (3) (2016) 034914, arXiv:1506.08552 [hep-ex].
- [34] A. Dainese, C. Loizides, G. Paic, Leading-particle suppression in high energy nucleus–nucleus collisions, *Eur. Phys. J. C* 38 (2005) 461–474, arXiv:hep-ph/0406201 [hep-ph].
- [35] X. Zhang, J. Liao, Jet quenching and its azimuthal anisotropy in A and possibly high multiplicity p–A and d–Au collisions, arXiv:1311.5463 [nucl-th].
- [36] K. Tywoniuk, Is there jet quenching in p–Pb?, *Nucl. Phys. A* 926 (2014) 85–91.
- [37] C. Shen, C. Park, J.-F. Paquet, G.S. Denicol, S. Jeon, C. Gale, Direct photon production and jet energy-loss in small systems, *Nucl. Phys. A* 956 (2016) 741–744, arXiv:1601.03070 [hep-ph].
- [38] C. Loizides, A. Morsch, Absence of jet quenching in peripheral nucleus–nucleus collisions, *Phys. Lett. B* 773 (2017) 408–411, arXiv:1705.08856 [nucl-ex].
- [39] ALICE Collaboration, J. Adam, et al., Centrality dependence of particle production in p–Pb collisions at $\sqrt{s_{NN}} = 5.02$ TeV, *Phys. Rev. C* 91 (6) (2015) 064905, arXiv:1412.6828 [nucl-ex].
- [40] ALICE Collaboration, J. Adam, et al., Measurement of jet quenching with semi-inclusive hadron–jet distributions in central Pb–Pb collisions at $\sqrt{s_{NN}} = 2.76$ TeV, *J. High Energy Phys.* 09 (2015) 170, arXiv:1506.03984 [nucl-ex].
- [41] ALICE Collaboration, S. Acharya, et al., Constraints on jet quenching in p–Pb collisions at $\sqrt{s_{NN}} = 5.02$ TeV measured by the event-activity dependence of semi-inclusive hadron–jet distributions, *Phys. Lett. B* 783 (2018) 95–113, arXiv:1712.05603 [nucl-ex].
- [42] J. Jia, Influence of the nucleon–nucleon collision geometry on the determination of the nuclear modification factor for nucleon–nucleus and nucleus–nucleus collisions, *Phys. Lett. B* 681 (2009) 320–325, arXiv:0907.4175 [nucl-th].
- [43] ALICE Collaboration, K. Aamodt, et al., The ALICE experiment at the CERN LHC, *J. Instrum.* 3 (2008) S08002.
- [44] ALICE Collaboration, B.B. Abelev, et al., Performance of the ALICE experiment at the CERN LHC, *Int. J. Mod. Phys. A* 29 (2014) 1430044, arXiv:1402.4476 [nucl-ex].
- [45] ALICE Collaboration, K. Aamodt, et al., Alignment of the ALICE inner tracking system with cosmic-ray tracks, *J. Instrum.* 5 (2010) P03003, arXiv:1001.0502 [physics.ins-det].
- [46] J. Alme, et al., The ALICE TPC, a large 3-dimensional tracking device with fast readout for ultra-high multiplicity events, *Nucl. Instrum. Methods A* 622 (2010) 316–367, arXiv:1001.1950 [physics.ins-det].
- [47] ALICE Collaboration, E. Abbas, et al., Performance of the ALICE VZERO system, *J. Instrum.* 8 (2013) P10016, arXiv:1306.3130 [nucl-ex].
- [48] ALICE Collaboration, The ALICE definition of primary particles, <https://cds.cern.ch/record/2270008>.
- [49] T. Sjostrand, S. Mrenna, P.Z. Skands, PYTHIA 6.4 physics and manual, *J. High Energy Phys.* 05 (2006) 026, arXiv:hep-ph/0603175 [hep-ph].
- [50] X.-N. Wang, M. Gyulassy, HIJING: a Monte Carlo model for multiple jet production in pp, p–A and A collisions, *Phys. Rev. D* 44 (1991) 3501–3516.
- [51] R. Brun, F. Carminati, S. Giani, GEANT Detector Description and Simulation Tool, CERN Program Library Long Write-up, W5013, 1994.
- [52] ALICE Collaboration, S. Acharya, et al., Transverse momentum spectra and nuclear modification factors of charged particles in Xe–Xe collisions at $\sqrt{s_{NN}} = 5.44$ TeV, arXiv:1805.04399 [nucl-ex].

ALICE Collaboration

S. Acharya¹³⁹, F.T. Acosta²⁰, D. Adamová⁹³, J. Adolfsson⁸⁰, M.M. Aggarwal⁹⁸, G. Aglieri Rinella³⁴, M. Agnello³¹, N. Agrawal⁴⁸, Z. Ahammed¹³⁹, S.U. Ahn⁷⁶, S. Aiola¹⁴⁴, A. Akindinov⁶⁴, M. Al-Turany¹⁰⁴, S.N. Alam¹³⁹, D.S.D. Albuquerque¹²¹, D. Aleksandrov⁸⁷, B. Alessandro⁵⁸, R. Alfaro Molina⁷², Y. Ali¹⁵, A. Alici^{10,27,53}, A. Alkin², J. Alme²², T. Alt⁶⁹, L. Altenkamper²², I. Altsybeev¹¹¹, M.N. Anaam⁶, C. Andrei⁴⁷, D. Andreou³⁴, H.A. Andrews¹⁰⁸, A. Andronic^{142,104}, M. Angeletti³⁴, V. Anguelov¹⁰², C. Anson¹⁶, T. Antičić¹⁰⁵, F. Antinori⁵⁶, P. Antonioli⁵³, R. Anwar¹²⁵, N. Apadula⁷⁹, L. Aphecetche¹¹³, H. Appelshäuser⁶⁹, S. Arcelli²⁷, R. Arnaldi⁵⁸, O.W. Arnold^{103,116}, I.C. Arsene²¹, M. Arslandok¹⁰², A. Augustinus³⁴, R. Auerbach¹⁰⁴, M.D. Azmi¹⁷, A. Badalà⁵⁵, Y.W. Baek^{60,40}, S. Bagnasco⁵⁸, R. Bailhache⁶⁹, R. Bala⁹⁹, A. Baldisseri¹³⁵, M. Ball⁴², R.C. Baral⁸⁵, A.M. Barbano²⁶, R. Barbera²⁸, F. Barile⁵², L. Barioglio²⁶, G.G. Barnaföldi¹⁴³, L.S. Barnby⁹², V. Barret¹³², P. Bartalini⁶, K. Barth³⁴, E. Bartsch⁶⁹, N. Bastid¹³², S. Basu¹⁴¹, G. Batigne¹¹³, B. Batyunya⁷⁵, P.C. Batzing²¹, J.L. Bazo Alba¹⁰⁹, I.G. Bearden⁸⁸, H. Beck¹⁰², C. Bedda⁶³, N.K. Behera⁶⁰, I. Belikov¹³⁴, F. Bellini³⁴, H. Bello Martinez⁴⁴, R. Bellwied¹²⁵, L.G.E. Beltran¹¹⁹, V. Belyaev⁹¹, G. Bencedi¹⁴³, S. Beole²⁶, A. Bercuci⁴⁷, Y. Berdnikov⁹⁶, D. Berenyi¹⁴³, R.A. Bertens¹²⁸, D. Berzano^{34,58}, L. Betev³⁴, P.P. Bhaduri¹³⁹, A. Bhasin⁹⁹, I.R. Bhat⁹⁹, H. Bhatt⁴⁸, B. Bhattacharjee⁴¹, J. Bhom¹¹⁷, A. Bianchi²⁶, L. Bianchi¹²⁵, N. Bianchi⁵¹, J. Bielčik³⁷, J. Bielčiková⁹³, A. Bilandzic^{116,103}, G. Biro¹⁴³, R. Biswas³, S. Biswas³, J.T. Blair¹¹⁸, D. Blau⁸⁷, C. Blume⁶⁹, G. Boca¹³⁷, F. Bock³⁴, A. Bogdanov⁹¹, L. Boldizsár¹⁴³, M. Bombara³⁸, G. Bonomi¹³⁸, M. Bonora³⁴, H. Borel¹³⁵, A. Borissov¹⁴², M. Borri¹²⁷, E. Botta²⁶, C. Bourjau⁸⁸, L. Bratrud⁶⁹, P. Braun-Munzinger¹⁰⁴, M. Bregant¹²⁰, T.A. Broker⁶⁹, M. Broz³⁷, E.J. Brucken⁴³, E. Bruna⁵⁸, G.E. Bruno^{34,33}, D. Budnikov¹⁰⁶, H. Buesching⁶⁹, S. Bufalino³¹, P. Buhler¹¹², P. Buncic³⁴, O. Busch^{131,i}, Z. Buthelezi⁷³, J.B. Butt¹⁵, J.T. Buxton⁹⁵, J. Cabala¹¹⁵, D. Caffarri⁸⁹, H. Caines¹⁴⁴, A. Caliva¹⁰⁴,

E. Calvo Villar¹⁰⁹, R.S. Camacho⁴⁴, P. Camerini²⁵, A.A. Capon¹¹², F. Carena³⁴, W. Carena³⁴,
 F. Carnesecchi^{27,10}, J. Castillo Castellanos¹³⁵, A.J. Castro¹²⁸, E.A.R. Casula⁵⁴, C. Ceballos Sanchez⁸,
 S. Chandra¹³⁹, B. Chang¹²⁶, W. Chang⁶, S. Chapeland³⁴, M. Chartier¹²⁷, S. Chattopadhyay¹³⁹,
 S. Chattopadhyay¹⁰⁷, A. Chauvin^{103,116}, C. Cheshkov¹³³, B. Cheynis¹³³, V. Chibante Barroso³⁴,
 D.D. Chinellato¹²¹, S. Cho⁶⁰, P. Chochula³⁴, T. Chowdhury¹³², P. Christakoglou⁸⁹, C.H. Christensen⁸⁸,
 P. Christiansen⁸⁰, T. Chujo¹³¹, S.U. Chung¹⁸, C. Cicalo⁵⁴, L. Cifarelli^{10,27}, F. Cindolo⁵³, J. Cleymans¹²⁴,
 F. Colamaria⁵², D. Colella^{65,52}, A. Collu⁷⁹, M. Colocci²⁷, M. Concas^{58,ii}, G. Conesa Balbastre⁷⁸,
 Z. Conesa del Valle⁶¹, J.G. Contreras³⁷, T.M. Cormier⁹⁴, Y. Corrales Morales⁵⁸, P. Cortese³²,
 M.R. Cosentino¹²², F. Costa³⁴, S. Costanza¹³⁷, J. Crkovská⁶¹, P. Crochet¹³², E. Cuautele⁷⁰,
 L. Cunqueiro^{142,94}, T. Dahms^{103,116}, A. Dainese⁵⁶, S. Dani⁶⁶, M.C. Danisch¹⁰², A. Danu⁶⁸, D. Das¹⁰⁷,
 I. Das¹⁰⁷, S. Das³, A. Dash⁸⁵, S. Dash⁴⁸, S. De⁴⁹, A. De Caro³⁰, G. de Cataldo⁵², C. de Conti¹²⁰,
 J. de Cuveland³⁹, A. De Falco²⁴, D. De Gruttola^{10,30}, N. De Marco⁵⁸, S. De Pasquale³⁰, R.D. De Souza¹²¹,
 H.F. Degenhardt¹²⁰, A. Deisting^{104,102}, A. Deloff⁸⁴, S. Delsanto²⁶, C. Deplano⁸⁹, P. Dhankher⁴⁸,
 D. Di Bari³³, A. Di Mauro³⁴, B. Di Ruzza⁵⁶, R.A. Diaz⁸, T. Dietel¹²⁴, P. Dillenseger⁶⁹, Y. Ding⁶,
 R. Divià³⁴, Ø. Djuvsland²², A. Dobrin³⁴, D. Domenicis Gimenez¹²⁰, B. Dönigus⁶⁹, O. Dordic²¹,
 L.V.R. Doremalen⁶³, A.K. Dubey¹³⁹, A. Dubla¹⁰⁴, L. Ducroux¹³³, S. Dudi⁹⁸, A.K. Duggal⁹⁸,
 M. Dukhishyam⁸⁵, P. Dupieux¹³², R.J. Ehlers¹⁴⁴, D. Elia⁵², E. Endress¹⁰⁹, H. Engel⁷⁴, E. Epple¹⁴⁴,
 B. Erasmus¹¹³, F. Erhardt⁹⁷, M.R. Ersdal²², B. Espagnon⁶¹, G. Eulisse³⁴, J. Eum¹⁸, D. Evans¹⁰⁸,
 S. Evdokimov⁹⁰, L. Fabbietti^{103,116}, M. Faggin²⁹, J. Faivre⁷⁸, A. Fantoni⁵¹, M. Fasel⁹⁴, L. Feldkamp¹⁴²,
 A. Feliciello⁵⁸, G. Feofilov¹¹¹, A. Fernández Téllez⁴⁴, A. Ferretti²⁶, A. Festanti³⁴, V.J.G. Feuillard¹⁰²,
 J. Figiel¹¹⁷, M.A.S. Figueredo¹²⁰, S. Filchagin¹⁰⁶, D. Finogeev⁶², F.M. Fionda²², G. Fiorenza⁵², F. Flor¹²⁵,
 M. Floris³⁴, S. Foertsch⁷³, P. Foka¹⁰⁴, S. Fokin⁸⁷, E. Fragiaco⁵⁹, A. Francescon³⁴, A. Francisco¹¹³,
 U. Frankenfeld¹⁰⁴, G.G. Fronze²⁶, U. Fuchs³⁴, C. Furget⁷⁸, A. Furs⁶², M. Fusco Girard³⁰, J.J. Gaardhøje⁸⁸,
 M. Gagliardi²⁶, A.M. Gago¹⁰⁹, K. Gajdosova⁸⁸, M. Gallio²⁶, C.D. Galvan¹¹⁹, P. Ganoti⁸³, C. Garabatos¹⁰⁴,
 E. Garcia-Solis¹¹, K. Garg²⁸, C. Gargiulo³⁴, P. Gasik^{116,103}, E.F. Gauger¹¹⁸, M.B. Gay Ducati⁷¹,
 M. Germain¹¹³, J. Ghosh¹⁰⁷, P. Ghosh¹³⁹, S.K. Ghosh³, P. Gianotti⁵¹, P. Giubellino^{104,58}, P. Giubilato²⁹,
 P. Glässel¹⁰², D.M. Gómez Coral⁷², A. Gomez Ramirez⁷⁴, V. Gonzalez¹⁰⁴, P. González-Zamora⁴⁴,
 S. Gorbunov³⁹, L. Görlich¹¹⁷, S. Gotovac³⁵, V. Grabski⁷², L.K. Graczykowski¹⁴⁰, K.L. Graham¹⁰⁸,
 L. Greiner⁷⁹, A. Grelli⁶³, C. Grigoras³⁴, V. Grigoriev⁹¹, A. Grigoryan¹, S. Grigoryan⁷⁵, J.M. Gronefeld¹⁰⁴,
 F. Grosa³¹, J.F. Grosse-Oetringhaus³⁴, R. Grosso¹⁰⁴, R. Guernane⁷⁸, B. Guerzoni²⁷, M. Guittiere¹¹³,
 K. Gulbrandsen⁸⁸, T. Gunji¹³⁰, A. Gupta⁹⁹, R. Gupta⁹⁹, I.B. Guzman⁴⁴, R. Haake³⁴, M.K. Habib¹⁰⁴,
 C. Hadjidakis⁶¹, H. Hamagaki⁸¹, G. Hamar¹⁴³, M. Hamid⁶, J.C. Hamon¹³⁴, R. Hannigan¹¹⁸,
 M.R. Haque⁶³, A. Harlanderova¹⁰⁴, J.W. Harris¹⁴⁴, A. Harton¹¹, H. Hassan⁷⁸, D. Hatzifotiadou^{53,10},
 S. Hayashi¹³⁰, S.T. Heckel⁶⁹, E. Hellbär⁶⁹, H. Helstrup³⁶, A. Herghelegiu⁴⁷, E.G. Hernandez⁴⁴,
 G. Herrera Corral⁹, F. Herrmann¹⁴², K.F. Hetland³⁶, T.E. Hilden⁴³, H. Hillemanns³⁴, C. Hills¹²⁷,
 B. Hippolyte¹³⁴, B. Hohlweger¹⁰³, D. Horak³⁷, S. Hornung¹⁰⁴, R. Hosokawa^{131,78}, J. Hota⁶⁶, P. Hristov³⁴,
 C. Huang⁶¹, C. Hughes¹²⁸, P. Huhn⁶⁹, T.J. Humanic⁹⁵, H. Hushnud¹⁰⁷, N. Hussain⁴¹, T. Hussain¹⁷,
 D. Hutter³⁹, D.S. Hwang¹⁹, J.P. Iddon¹²⁷, S.A. Iga Buitron⁷⁰, R. Ilkaev¹⁰⁶, M. Inaba¹³¹, M. Ippolitov⁸⁷,
 M.S. Islam¹⁰⁷, M. Ivanov¹⁰⁴, V. Ivanov⁹⁶, V. Izucheev⁹⁰, B. Jacak⁷⁹, N. Jacazio²⁷, P.M. Jacobs⁷⁹,
 M.B. Jadhav⁴⁸, S. Jadlovská¹¹⁵, J. Jadlovsky¹¹⁵, S. Jaelani⁶³, C. Jahnke^{120,116}, M.J. Jakubowska¹⁴⁰,
 M.A. Janik¹⁴⁰, C. Jena⁸⁵, M. Jercic⁹⁷, O. Jevons¹⁰⁸, R.T. Jimenez Bustamante¹⁰⁴, M. Jin¹²⁵, P.G. Jones¹⁰⁸,
 A. Jusko¹⁰⁸, P. Kalinak⁶⁵, A. Kalweit³⁴, J.H. Kang¹⁴⁵, V. Kaplin⁹¹, S. Kar⁶, A. Karasu Uysal⁷⁷,
 O. Karavichev⁶², T. Karavicheva⁶², P. Karczmarczyk³⁴, E. Karpechev⁶², U. Keschull⁷⁴, R. Keidel⁴⁶,
 D.L.D. Keijdener⁶³, M. Keil³⁴, B. Ketzer⁴², Z. Khabanova⁸⁹, A.M. Khan⁶, S. Khan¹⁷, S.A. Khan¹³⁹,
 A. Khanzadeev⁹⁶, Y. Kharlov⁹⁰, A. Khatun¹⁷, A. Khuntia⁴⁹, M.M. Kielbowicz¹¹⁷, B. Kileng³⁶, B. Kim¹³¹,
 D. Kim¹⁴⁵, D.J. Kim¹²⁶, E.J. Kim¹³, H. Kim¹⁴⁵, J.S. Kim⁴⁰, J. Kim¹⁰², M. Kim^{60,102}, S. Kim¹⁹, T. Kim¹⁴⁵,
 T. Kim¹⁴⁵, S. Kirsch³⁹, I. Kisel³⁹, S. Kiselev⁶⁴, A. Kisiel¹⁴⁰, J.L. Klay⁵, C. Klein⁶⁹, J. Klein^{34,58},
 C. Klein-Bösing¹⁴², S. Klewin¹⁰², A. Kluge³⁴, M.L. Knichel³⁴, A.G. Knospe¹²⁵, C. Kobdaj¹¹⁴,
 M. Kofarago¹⁴³, M.K. Köhler¹⁰², T. Kollegger¹⁰⁴, N. Kondratyeva⁹¹, E. Kondratyuk⁹⁰, A. Konevskikh⁶²,
 P.J. Konopka³⁴, M. Konyushikhin¹⁴¹, O. Kovalenko⁸⁴, V. Kovalenko¹¹¹, M. Kowalski¹¹⁷, I. Králik⁶⁵,
 A. Kravčáková³⁸, L. Kreis¹⁰⁴, M. Krivda^{65,108}, F. Krizek⁹³, M. Krüger⁶⁹, E. Kryshen⁹⁶, M. Krzewicki³⁹,
 A.M. Kubera⁹⁵, V. Kučera^{93,60}, C. Kuhn¹³⁴, P.G. Kuijer⁸⁹, J. Kumar⁴⁸, L. Kumar⁹⁸, S. Kumar⁴⁸,

S. Kundu⁸⁵, P. Kurashvili⁸⁴, A. Kurepin⁶², A.B. Kurepin⁶², A. Kuryakin¹⁰⁶, S. Kushpil⁹³, J. Kvapil¹⁰⁸, M.J. Kweon⁶⁰, Y. Kwon¹⁴⁵, S.L. La Pointe³⁹, P. La Rocca²⁸, Y.S. Lai⁷⁹, I. Lakomov³⁴, R. Langoy¹²³, K. Lapidus¹⁴⁴, A. Lardeux²¹, P. Larionov⁵¹, E. Laudi³⁴, R. Lavicka³⁷, R. Lea²⁵, L. Leardini¹⁰², S. Lee¹⁴⁵, F. Lehas⁸⁹, S. Lehner¹¹², J. Lehrbach³⁹, R.C. Lemmon⁹², I. León Monzón¹¹⁹, P. Lévai¹⁴³, X. Li¹², X.L. Li⁶, J. Lien¹²³, R. Lietava¹⁰⁸, B. Lim¹⁸, S. Lindal²¹, V. Lindenstruth³⁹, S.W. Lindsay¹²⁷, C. Lippmann¹⁰⁴, M.A. Lisa⁹⁵, V. Litichevskiy⁴³, A. Liu⁷⁹, H.M. Ljunggren⁸⁰, W.J. Llope¹⁴¹, D.F. Lodato⁶³, V. Loginov⁹¹, C. Loizides^{94,79}, P. Loncar³⁵, X. Lopez¹³², E. López Torres⁸, A. Lowe¹⁴³, P. Luettig⁶⁹, J.R. Luhder¹⁴², M. Lunardon²⁹, G. Luparello⁵⁹, M. Lupi³⁴, A. Maevskaya⁶², M. Mager³⁴, S.M. Mahmood²¹, A. Maire¹³⁴, R.D. Majka¹⁴⁴, M. Malaev⁹⁶, Q.W. Malik²¹, L. Malinina^{75,iii}, D. Mal'Kevich⁶⁴, P. Malzacher¹⁰⁴, A. Mamonov¹⁰⁶, V. Manko⁸⁷, F. Manso¹³², V. Manzari⁵², Y. Mao⁶, M. Marchisone^{129,73,133}, J. Mareš⁶⁷, G.V. Margagliotti²⁵, A. Margotti⁵³, J. Margutti⁶³, A. Marín¹⁰⁴, C. Markert¹¹⁸, M. Marquard⁶⁹, N.A. Martin¹⁰⁴, P. Martinengo³⁴, J.L. Martinez¹²⁵, M.I. Martínez⁴⁴, G. Martínez García¹¹³, M. Martinez Pedreira³⁴, S. Masciocchi¹⁰⁴, M. Maserà²⁶, A. Masoni⁵⁴, L. Massacrier⁶¹, E. Masson¹¹³, A. Mastroserio^{52,136}, A.M. Mathis^{116,103}, P.F.T. Matuoka¹²⁰, A. Matyja^{117,128}, C. Mayer¹¹⁷, M. Mazzilli³³, M.A. Mazzoni⁵⁷, F. Meddi²³, Y. Melikyan⁹¹, A. Menchaca-Rocha⁷², E. Meninno³⁰, J. Mercado Pérez¹⁰², M. Meres¹⁴, C.S. Meza¹⁰⁹, S. Mhlanga¹²⁴, Y. Miale¹³¹, L. Micheletti²⁶, M.M. Mieskolainen⁴³, D.L. Mihaylov¹⁰³, K. Mikhaylov^{64,75}, A. Mischke⁶³, A.N. Mishra⁷⁰, D. Miśkowiec¹⁰⁴, J. Mitra¹³⁹, C.M. Mitu⁶⁸, N. Mohammadi³⁴, A.P. Mohanty⁶³, B. Mohanty⁸⁵, M. Mohisin Khan^{17,iv}, D.A. Moreira De Godoy¹⁴², L.A.P. Moreno⁴⁴, S. Moretto²⁹, A. Morreale¹¹³, A. Morsch³⁴, T. Mrnjavac³⁴, V. Muccifora⁵¹, E. Mudnic³⁵, D. Mühlheim¹⁴², S. Muhuri¹³⁹, M. Mukherjee³, J.D. Mulligan¹⁴⁴, M.G. Munhoz¹²⁰, K. Munning⁴², M.I.A. Munoz⁷⁹, R.H. Munzer⁶⁹, H. Murakami¹³⁰, S. Murray⁷³, L. Musa³⁴, J. Musinsky⁶⁵, C.J. Myers¹²⁵, J.W. Myrcha¹⁴⁰, B. Naik⁴⁸, R. Nair⁸⁴, B.K. Nandi⁴⁸, R. Nania^{53,10}, E. Nappi⁵², A. Narayan⁴⁸, M.U. Naru¹⁵, A.F. Nassirpour⁸⁰, H. Natal da Luz¹²⁰, C. Natrass¹²⁸, S.R. Navarro⁴⁴, K. Nayak⁸⁵, R. Nayak⁴⁸, T.K. Nayak¹³⁹, S. Nazarenko¹⁰⁶, R.A. Negrao De Oliveira^{69,34}, L. Nellen⁷⁰, S.V. Nesbo³⁶, G. Neskovic³⁹, F. Ng¹²⁵, M. Nicassio¹⁰⁴, J. Niedziela^{140,34}, B.S. Nielsen⁸⁸, S. Nikolaev⁸⁷, S. Nikulin⁸⁷, V. Nikulin⁹⁶, F. Noferini^{10,53}, P. Nomokonov⁷⁵, G. Nooren⁶³, J.C.C. Noris⁴⁴, J. Norman⁷⁸, A. Nyanin⁸⁷, J. Nystrand²², H. Oh¹⁴⁵, A. Ohlson¹⁰², J. Oleniacz¹⁴⁰, A.C. Oliveira Da Silva¹²⁰, M.H. Oliver¹⁴⁴, J. Onderwaater¹⁰⁴, C. Oppedisano⁵⁸, R. Orava⁴³, M. Oravec¹¹⁵, A. Ortiz Velasquez⁷⁰, A. Oskarsson⁸⁰, J. Otwinowski¹¹⁷, K. Oyama⁸¹, Y. Pachmayer¹⁰², V. Pacik⁸⁸, D. Pagano¹³⁸, G. Paic⁷⁰, P. Palni⁶, J. Pan¹⁴¹, A.K. Pandey⁴⁸, S. Panebianco¹³⁵, V. Papikyan¹, P. Pareek⁴⁹, J. Park⁶⁰, J.E. Parkkila¹²⁶, S. Parmar⁹⁸, A. Passfeld¹⁴², S.P. Pathak¹²⁵, R.N. Patra¹³⁹, B. Paul⁵⁸, H. Pei⁶, T. Peitzmann⁶³, X. Peng⁶, L.G. Pereira⁷¹, H. Pereira Da Costa¹³⁵, D. Peresunko⁸⁷, E. Perez Lezama⁶⁹, V. Peskov⁶⁹, Y. Pestov⁴, V. Petráček³⁷, M. Petrovici⁴⁷, C. Petta²⁸, R.P. Pezzi⁷¹, S. Piano⁵⁹, M. Pikna¹⁴, P. Pillot¹¹³, L.O.D.L. Pimentel⁸⁸, O. Pinazza^{53,34}, L. Pinsky¹²⁵, S. Pisano⁵¹, D.B. Piyarathna¹²⁵, M. Płoskoń⁷⁹, M. Planinic⁹⁷, F. Pliquett⁶⁹, J. Pluta¹⁴⁰, S. Pochybova¹⁴³, P.L.M. Podesta-Lerma¹¹⁹, M.G. Poghosyan⁹⁴, B. Polichtchouk⁹⁰, N. Poljak⁹⁷, W. Poonsawat¹¹⁴, A. Pop⁴⁷, H. Poppenborg¹⁴², S. Porteboeuf-Houssais¹³², V. Pozdniakov⁷⁵, S.K. Prasad³, R. Preghenella⁵³, F. Prino⁵⁸, C.A. Pruneau¹⁴¹, I. Pshenichnov⁶², M. Puccio²⁶, V. Punin¹⁰⁶, J. Putschke¹⁴¹, S. Raha³, S. Rajput⁹⁹, J. Rak¹²⁶, A. Rakotozafindrabe¹³⁵, L. Ramello³², F. Rami¹³⁴, R. Raniwala¹⁰⁰, S. Raniwala¹⁰⁰, S.S. Räsänen⁴³, B.T. Rascanu⁶⁹, V. Ratza⁴², I. Ravasenga³¹, K.F. Read^{128,94}, K. Redlich^{84,v}, A. Rehman²², P. Reichelt⁶⁹, F. Reidt³⁴, X. Ren⁶, R. Renfordt⁶⁹, A. Reshetin⁶², J.-P. Revol¹⁰, K. Reygers¹⁰², V. Riabov⁹⁶, T. Richert⁶³, M. Richter²¹, P. Riedler³⁴, W. Riegler³⁴, F. Riggi²⁸, C. Ristea⁶⁸, S.P. Rode⁴⁹, M. Rodríguez Cahuantzi⁴⁴, K. Røed²¹, R. Rogalev⁹⁰, E. Rogochaya⁷⁵, D. Rohr³⁴, D. Röhrich²², P.S. Rokita¹⁴⁰, F. Ronchetti⁵¹, E.D. Rosas⁷⁰, K. Roslon¹⁴⁰, P. Rosnet¹³², A. Rossi²⁹, A. Rotondi¹³⁷, F. Roukoutakis⁸³, C. Roy¹³⁴, P. Roy¹⁰⁷, O.V. Rueda⁷⁰, R. Rui²⁵, B. Rumyantsev⁷⁵, A. Rustamov⁸⁶, E. Ryabinkin⁸⁷, Y. Ryabov⁹⁶, A. Rybicki¹¹⁷, S. Saarinen⁴³, S. Sadhu¹³⁹, S. Sadovskiy⁹⁰, K. Šafařík³⁴, S.K. Saha¹³⁹, B. Sahoo⁴⁸, P. Sahoo⁴⁹, R. Sahoo⁴⁹, S. Sahoo⁶⁶, P.K. Sahu⁶⁶, J. Saini¹³⁹, S. Sakai¹³¹, M.A. Saleh¹⁴¹, S. Sambyal⁹⁹, V. Samsonov^{96,91}, A. Sandoval⁷², A. Sarkar⁷³, D. Sarkar¹³⁹, N. Sarkar¹³⁹, P. Sarma⁴¹, M.H.P. Sas⁶³, E. Scapparone⁵³, F. Scarlassara²⁹, B. Schaefer⁹⁴, H.S. Scheid⁶⁹, C. Schiaua⁴⁷, R. Schicker¹⁰², C. Schmidt¹⁰⁴, H.R. Schmidt¹⁰¹, M.O. Schmidt¹⁰², M. Schmidt¹⁰¹, N.V. Schmidt^{94,69}, J. Schukraft³⁴, Y. Schutz^{34,134}, K. Schwarz¹⁰⁴, K. Schweda¹⁰⁴, G. Scioli²⁷, E. Scomparin⁵⁸, M. Šefčík³⁸, J.E. Seger¹⁶, Y. Sekiguchi¹³⁰, D. Sekihata⁴⁵,

I. Selyuzhenkov^{104,91}, S. Senyukov¹³⁴, E. Serradilla⁷², P. Sett⁴⁸, A. Sevcenco⁶⁸, A. Shabanov⁶², A. Shabetai¹¹³, R. Shahoyan³⁴, W. Shaikh¹⁰⁷, A. Shangaraev⁹⁰, A. Sharma⁹⁸, A. Sharma⁹⁹, M. Sharma⁹⁹, N. Sharma⁹⁸, A.I. Sheikh¹³⁹, K. Shigaki⁴⁵, M. Shimomura⁸², S. Shirinkin⁶⁴, Q. Shou^{6,110}, K. Shtejer²⁶, Y. Sibiriak⁸⁷, S. Siddhanta⁵⁴, K.M. Sielewicz³⁴, T. Siemarczuk⁸⁴, D. Silvermyr⁸⁰, G. Simatovic⁸⁹, G. Simonetti^{34,103}, R. Singaraju¹³⁹, R. Singh⁸⁵, R. Singh⁹⁹, V. Singhal¹³⁹, T. Sinha¹⁰⁷, B. Sitar¹⁴, M. Sitta³², T.B. Skaali²¹, M. Slupecki¹²⁶, N. Smirnov¹⁴⁴, R.J.M. Snellings⁶³, T.W. Snellman¹²⁶, J. Song¹⁸, F. Soramel²⁹, S. Sorensen¹²⁸, F. Sozzi¹⁰⁴, I. Sputowska¹¹⁷, J. Stachel¹⁰², I. Stan⁶⁸, P. Stankus⁹⁴, E. Stenlund⁸⁰, D. Stocco¹¹³, M.M. Storetvedt³⁶, P. Strmen¹⁴, A.A.P. Suaide¹²⁰, T. Sugitate⁴⁵, C. Suire⁶¹, M. Suleymanov¹⁵, M. Suljic^{34,25}, R. Sultanov⁶⁴, M. Šumbera⁹³, S. Sumowidagdo⁵⁰, K. Suzuki¹¹², S. Swain⁶⁶, A. Szabo¹⁴, I. Szarka¹⁴, U. Tabassam¹⁵, J. Takahashi¹²¹, G.J. Tambave²², N. Tanaka¹³¹, M. Tarhini¹¹³, M. Tariq¹⁷, M.G. Tarzila⁴⁷, A. Tauro³⁴, G. Tejada Muñoz⁴⁴, A. Telesca³⁴, C. Terrevoli²⁹, B. Teyssier¹³³, D. Thakur⁴⁹, S. Thakur¹³⁹, D. Thomas¹¹⁸, F. Thoresen⁸⁸, R. Tieulent¹³³, A. Tikhonov⁶², A.R. Timmins¹²⁵, A. Toia⁶⁹, N. Topilskaya⁶², M. Toppi⁵¹, S.R. Torres¹¹⁹, S. Tripathy⁴⁹, S. Trogolo²⁶, G. Trombetta³³, L. Tropp³⁸, V. Trubnikov², W.H. Trzaska¹²⁶, T.P. Trzcinski¹⁴⁰, B.A. Trzeciak⁶³, T. Tsuji¹³⁰, A. Tumkin¹⁰⁶, R. Turrisi⁵⁶, T.S. Tveter²¹, K. Ullaland²², E.N. Umaka¹²⁵, A. Uras¹³³, G.L. Usai²⁴, A. Utrobicic⁹⁷, M. Vala¹¹⁵, J.W. Van Hoorne³⁴, M. van Leeuwen⁶³, P. Vande Vyvre³⁴, D. Varga¹⁴³, A. Vargas⁴⁴, M. Vargyas¹²⁶, R. Varma⁴⁸, M. Vasileiou⁸³, A. Vasiliev⁸⁷, A. Vauthier⁷⁸, O. Vázquez Doce^{103,116}, V. Vechernin¹¹¹, A.M. Veen⁶³, E. Vercellin²⁶, S. Vergara Limón⁴⁴, L. Vermunt⁶³, R. Vernet⁷, R. Vértesi¹⁴³, L. Vickovic³⁵, J. Viinikainen¹²⁶, Z. Vilakazi¹²⁹, O. Villalobos Baillie¹⁰⁸, A. Villatoro Tello⁴⁴, A. Vinogradov⁸⁷, T. Virgili³⁰, V. Vislavicius^{88,80}, A. Vodopyanov⁷⁵, M.A. Völkl¹⁰¹, K. Voloshin⁶⁴, S.A. Voloshin¹⁴¹, G. Volpe³³, B. von Haller³⁴, I. Vorobyev^{116,103}, D. Voscek¹¹⁵, D. Vranic^{104,34}, J. Vrláková³⁸, B. Wagner²², H. Wang⁶³, M. Wang⁶, Y. Watanabe¹³¹, M. Weber¹¹², S.G. Weber¹⁰⁴, A. Wegrzynek³⁴, D.F. Weiser¹⁰², S.C. Wenzel³⁴, J.P. Wessels¹⁴², U. Westerhoff¹⁴², A.M. Whitehead¹²⁴, J. Wiechula⁶⁹, J. Wikne²¹, G. Wilk⁸⁴, J. Wilkinson⁵³, G.A. Willems^{142,34}, M.C.S. Williams⁵³, E. Willsher¹⁰⁸, B. Windelband¹⁰², W.E. Witt¹²⁸, R. Xu⁶, S. Yalcin⁷⁷, K. Yamakawa⁴⁵, S. Yano⁴⁵, Z. Yin⁶, H. Yokoyama^{78,131}, I.-K. Yoo¹⁸, J.H. Yoon⁶⁰, V. Yurchenko², V. Zaccolo⁵⁸, A. Zaman¹⁵, C. Zampolli³⁴, H.J.C. Zanoli¹²⁰, N. Zardoshti¹⁰⁸, A. Zarochentsev¹¹¹, P. Závada⁶⁷, N. Zaviyalov¹⁰⁶, H. Zbroszczyk¹⁴⁰, M. Zhalov⁹⁶, X. Zhang⁶, Y. Zhang⁶, Z. Zhang^{6,132}, C. Zhao²¹, V. Zherebchevskii¹¹¹, N. Zhigareva⁶⁴, D. Zhou⁶, Y. Zhou⁸⁸, Z. Zhou²², H. Zhu⁶, J. Zhu⁶, Y. Zhu⁶, A. Zichichi^{27,10}, M.B. Zimmermann³⁴, G. Zinovjev², J. Zmeskal¹¹², S. Zou⁶

¹ A.I. Alikhanyan National Science Laboratory (Yerevan Physics Institute) Foundation, Yerevan, Armenia

² Bogolyubov Institute for Theoretical Physics, National Academy of Sciences of Ukraine, Kiev, Ukraine

³ Bose Institute, Department of Physics and Centre for Astroparticle Physics and Space Science (CAPSS), Kolkata, India

⁴ Budker Institute for Nuclear Physics, Novosibirsk, Russia

⁵ California Polytechnic State University, San Luis Obispo, CA, United States

⁶ Central China Normal University, Wuhan, China

⁷ Centre de Calcul de l'IN2P3, Villeurbanne, Lyon, France

⁸ Centro de Aplicaciones Tecnológicas y Desarrollo Nuclear (CEADEN), Havana, Cuba

⁹ Centro de Investigación y de Estudios Avanzados (CINVESTAV), Mexico City and Mérida, Mexico

¹⁰ Centro Fermi – Museo Storico della Fisica e Centro Studi e Ricerche 'Enrico Fermi', Rome, Italy

¹¹ Chicago State University, Chicago, IL, United States

¹² China Institute of Atomic Energy, Beijing, China

¹³ Chonbuk National University, Jeonju, Republic of Korea

¹⁴ Comenius University Bratislava, Faculty of Mathematics, Physics and Informatics, Bratislava, Slovakia

¹⁵ COMSATS Institute of Information Technology (CIIT), Islamabad, Pakistan

¹⁶ Creighton University, Omaha, NE, United States

¹⁷ Department of Physics, Aligarh Muslim University, Aligarh, India

¹⁸ Department of Physics, Pusan National University, Pusan, Republic of Korea

¹⁹ Department of Physics, Sejong University, Seoul, Republic of Korea

²⁰ Department of Physics, University of California, Berkeley, CA, United States

²¹ Department of Physics, University of Oslo, Oslo, Norway

²² Department of Physics and Technology, University of Bergen, Bergen, Norway

²³ Dipartimento di Fisica dell'Università 'La Sapienza' and Sezione INFN, Rome, Italy

²⁴ Dipartimento di Fisica dell'Università and Sezione INFN, Cagliari, Italy

²⁵ Dipartimento di Fisica dell'Università and Sezione INFN, Trieste, Italy

²⁶ Dipartimento di Fisica dell'Università and Sezione INFN, Turin, Italy

²⁷ Dipartimento di Fisica e Astronomia dell'Università and Sezione INFN, Bologna, Italy

²⁸ Dipartimento di Fisica e Astronomia dell'Università and Sezione INFN, Catania, Italy

²⁹ Dipartimento di Fisica e Astronomia dell'Università and Sezione INFN, Padova, Italy

³⁰ Dipartimento di Fisica 'E.R. Caianiello' dell'Università and Gruppo Collegato INFN, Salerno, Italy

³¹ Dipartimento DISAT del Politecnico and Sezione INFN, Turin, Italy

³² Dipartimento di Scienze e Innovazione Tecnologica dell'Università del Piemonte Orientale and INFN Sezione di Torino, Alessandria, Italy

³³ Dipartimento Interateneo di Fisica 'M. Merlin' and Sezione INFN, Bari, Italy

- ³⁴ European Organization for Nuclear Research (CERN), Geneva, Switzerland
- ³⁵ Faculty of Electrical Engineering, Mechanical Engineering and Naval Architecture, University of Split, Split, Croatia
- ³⁶ Faculty of Engineering and Science, Western Norway University of Applied Sciences, Bergen, Norway
- ³⁷ Faculty of Nuclear Sciences and Physical Engineering, Czech Technical University in Prague, Prague, Czech Republic
- ³⁸ Faculty of Science, P.J. Šafárik University, Košice, Slovakia
- ³⁹ Frankfurt Institute for Advanced Studies, Johann Wolfgang Goethe-Universität Frankfurt, Frankfurt, Germany
- ⁴⁰ Gangneung-Wonju National University, Gangneung, Republic of Korea
- ⁴¹ Gauhati University, Department of Physics, Guwahati, India
- ⁴² Helmholtz-Institut für Strahlen- und Kernphysik, Rheinische Friedrich-Wilhelms-Universität Bonn, Bonn, Germany
- ⁴³ Helsinki Institute of Physics (HIP), Helsinki, Finland
- ⁴⁴ High Energy Physics Group, Universidad Autónoma de Puebla, Puebla, Mexico
- ⁴⁵ Hiroshima University, Hiroshima, Japan
- ⁴⁶ Hochschule Worms, Zentrum für Technologietransfer und Telekommunikation (ZIT), Worms, Germany
- ⁴⁷ Horia Hulubei National Institute of Physics and Nuclear Engineering, Bucharest, Romania
- ⁴⁸ Indian Institute of Technology Bombay (IIT), Mumbai, India
- ⁴⁹ Indian Institute of Technology Indore, Indore, India
- ⁵⁰ Indonesian Institute of Sciences, Jakarta, Indonesia
- ⁵¹ INFN, Laboratori Nazionali di Frascati, Frascati, Italy
- ⁵² INFN, Sezione di Bari, Bari, Italy
- ⁵³ INFN, Sezione di Bologna, Bologna, Italy
- ⁵⁴ INFN, Sezione di Cagliari, Cagliari, Italy
- ⁵⁵ INFN, Sezione di Catania, Catania, Italy
- ⁵⁶ INFN, Sezione di Padova, Padova, Italy
- ⁵⁷ INFN, Sezione di Roma, Rome, Italy
- ⁵⁸ INFN, Sezione di Torino, Turin, Italy
- ⁵⁹ INFN, Sezione di Trieste, Trieste, Italy
- ⁶⁰ Inha University, Incheon, Republic of Korea
- ⁶¹ Institut de Physique Nucléaire d'Orsay (IPNO), Institut National de Physique Nucléaire et de Physique des Particules (IN2P3/CNRS), Université de Paris-Sud, Université Paris-Saclay, Orsay, France
- ⁶² Institute for Nuclear Research, Academy of Sciences, Moscow, Russia
- ⁶³ Institute for Subatomic Physics, Utrecht University/Nikhef, Utrecht, Netherlands
- ⁶⁴ Institute for Theoretical and Experimental Physics, Moscow, Russia
- ⁶⁵ Institute of Experimental Physics, Slovak Academy of Sciences, Košice, Slovakia
- ⁶⁶ Institute of Physics, Homi Bhabha National Institute, Bhubaneswar, India
- ⁶⁷ Institute of Physics of the Czech Academy of Sciences, Prague, Czech Republic
- ⁶⁸ Institute of Space Science (ISS), Bucharest, Romania
- ⁶⁹ Institut für Kernphysik, Johann Wolfgang Goethe-Universität Frankfurt, Frankfurt, Germany
- ⁷⁰ Instituto de Ciencias Nucleares, Universidad Nacional Autónoma de México, Mexico City, Mexico
- ⁷¹ Instituto de Física, Universidade Federal do Rio Grande do Sul (UFRGS), Porto Alegre, Brazil
- ⁷² Instituto de Física, Universidad Nacional Autónoma de México, Mexico City, Mexico
- ⁷³ iThemba LABS, National Research Foundation, Somerset West, South Africa
- ⁷⁴ Johann-Wolfgang-Goethe Universität Frankfurt Institut für Informatik, Fachbereich Informatik und Mathematik, Frankfurt, Germany
- ⁷⁵ Joint Institute for Nuclear Research (JINR), Dubna, Russia
- ⁷⁶ Korea Institute of Science and Technology Information, Daejeon, Republic of Korea
- ⁷⁷ KTO Karatay University, Konya, Turkey
- ⁷⁸ Laboratoire de Physique Subatomique et de Cosmologie, Université Grenoble-Alpes, CNRS-IN2P3, Grenoble, France
- ⁷⁹ Lawrence Berkeley National Laboratory, Berkeley, CA, United States
- ⁸⁰ Lund University Department of Physics, Division of Particle Physics, Lund, Sweden
- ⁸¹ Nagasaki Institute of Applied Science, Nagasaki, Japan
- ⁸² Nara Women's University (NWU), Nara, Japan
- ⁸³ National and Kapodistrian University of Athens, School of Science, Department of Physics, Athens, Greece
- ⁸⁴ National Centre for Nuclear Research, Warsaw, Poland
- ⁸⁵ National Institute of Science Education and Research, Homi Bhabha National Institute, Jatni, India
- ⁸⁶ National Nuclear Research Center, Baku, Azerbaijan
- ⁸⁷ National Research Centre Kurchatov Institute, Moscow, Russia
- ⁸⁸ Niels Bohr Institute, University of Copenhagen, Copenhagen, Denmark
- ⁸⁹ Nikhef, National institute for subatomic physics, Amsterdam, Netherlands
- ⁹⁰ NRC Kurchatov Institute IHEP, Protvino, Russia
- ⁹¹ NRNU Moscow Engineering Physics Institute, Moscow, Russia
- ⁹² Nuclear Physics Group, STFC Daresbury Laboratory, Daresbury, United Kingdom
- ⁹³ Nuclear Physics Institute of the Czech Academy of Sciences, Řež u Prahy, Czech Republic
- ⁹⁴ Oak Ridge National Laboratory, Oak Ridge, TN, United States
- ⁹⁵ Ohio State University, Columbus, OH, United States
- ⁹⁶ Petersburg Nuclear Physics Institute, Gatchina, Russia
- ⁹⁷ Physics Department, Faculty of Science, University of Zagreb, Zagreb, Croatia
- ⁹⁸ Physics Department, Panjab University, Chandigarh, India
- ⁹⁹ Physics Department, University of Jammu, Jammu, India
- ¹⁰⁰ Physics Department, University of Rajasthan, Jaipur, India
- ¹⁰¹ Physikalisches Institut, Eberhard-Karls-Universität Tübingen, Tübingen, Germany
- ¹⁰² Physikalisches Institut, Ruprecht-Karls-Universität Heidelberg, Heidelberg, Germany
- ¹⁰³ Physik Department, Technische Universität München, Munich, Germany
- ¹⁰⁴ Research Division and ExtreMe Matter Institute EMMI, GSI Helmholtzzentrum für Schwerionenforschung GmbH, Darmstadt, Germany
- ¹⁰⁵ Rudjer Bošković Institute, Zagreb, Croatia
- ¹⁰⁶ Russian Federal Nuclear Center (VNIIEF), Sarov, Russia
- ¹⁰⁷ Saha Institute of Nuclear Physics, Homi Bhabha National Institute, Kolkata, India
- ¹⁰⁸ School of Physics and Astronomy, University of Birmingham, Birmingham, United Kingdom
- ¹⁰⁹ Sección Física, Departamento de Ciencias, Pontificia Universidad Católica del Perú, Lima, Peru
- ¹¹⁰ Shanghai Institute of Applied Physics, Shanghai, China
- ¹¹¹ St. Petersburg State University, St. Petersburg, Russia

- ¹¹² Stefan Meyer Institut für Subatomare Physik (SMI), Vienna, Austria
¹¹³ SUBATECH, IMT Atlantique, Université de Nantes, CNRS-IN2P3, Nantes, France
¹¹⁴ Suranaree University of Technology, Nakhon Ratchasima, Thailand
¹¹⁵ Technical University of Košice, Košice, Slovakia
¹¹⁶ Technische Universität München, Excellence Cluster 'Universe', Munich, Germany
¹¹⁷ The Henryk Niewodniczanski Institute of Nuclear Physics, Polish Academy of Sciences, Cracow, Poland
¹¹⁸ The University of Texas at Austin, Austin, TX, United States
¹¹⁹ Universidad Autónoma de Sinaloa, Culiacán, Mexico
¹²⁰ Universidade de São Paulo (USP), São Paulo, Brazil
¹²¹ Universidade Estadual de Campinas (UNICAMP), Campinas, Brazil
¹²² Universidade Federal do ABC, Santo Andre, Brazil
¹²³ University College of Southeast Norway, Tonsberg, Norway
¹²⁴ University of Cape Town, Cape Town, South Africa
¹²⁵ University of Houston, Houston, TX, United States
¹²⁶ University of Jyväskylä, Jyväskylä, Finland
¹²⁷ University of Liverpool, Liverpool, United Kingdom
¹²⁸ University of Tennessee, Knoxville, TN, United States
¹²⁹ University of the Witwatersrand, Johannesburg, South Africa
¹³⁰ University of Tokyo, Tokyo, Japan
¹³¹ University of Tsukuba, Tsukuba, Japan
¹³² Université Clermont Auvergne, CNRS/IN2P3, LPC, Clermont-Ferrand, France
¹³³ Université de Lyon, Université Lyon 1, CNRS/IN2P3, IPN-Lyon, Villeurbanne, Lyon, France
¹³⁴ Université de Strasbourg, CNRS, IPHC UMR 7178, F-67000, Strasbourg, France
¹³⁵ Université Paris-Saclay, Centre d'Études de Saclay (CEA), IRFU, Department de Physique Nucléaire (DPhN), Saclay, France
¹³⁶ Università degli Studi di Foggia, Foggia, Italy
¹³⁷ Università degli Studi di Pavia, Pavia, Italy
¹³⁸ Università di Brescia, Brescia, Italy
¹³⁹ Variable Energy Cyclotron Centre, Homi Bhabha National Institute, Kolkata, India
¹⁴⁰ Warsaw University of Technology, Warsaw, Poland
¹⁴¹ Wayne State University, Detroit, MI, United States
¹⁴² Westfälische Wilhelms-Universität Münster, Institut für Kernphysik, Münster, Germany
¹⁴³ Wigner Research Centre for Physics, Hungarian Academy of Sciences, Budapest, Hungary
¹⁴⁴ Yale University, New Haven, CT, United States
¹⁴⁵ Yonsei University, Seoul, Republic of Korea

ⁱ Deceased.

ⁱⁱ Dipartimento DET del Politecnico di Torino, Turin, Italy.

ⁱⁱⁱ M.V. Lomonosov Moscow State University, D.V. Skobeltsyn Institute of Nuclear, Physics, Moscow, Russia.

^{iv} Department of Applied Physics, Aligarh Muslim University, Aligarh, India.

^v Institute of Theoretical Physics, University of Wrocław, Poland.