

# Resistivity phase diagram of cuprates revisited

---

Pelc, D.; Veit, M. J.; Dorow, C. J.; Ge, Y.; Barišić, N.; Greven, M.

Source / Izvornik: **Physical Review B, 2020, 102**

**Journal article, Published version**

**Rad u časopisu, Objavljena verzija rada (izdavačev PDF)**

<https://doi.org/10.1103/PhysRevB.102.075114>

Permanent link / Trajna poveznica: <https://um.nsk.hr/um:nbn:hr:217:794160>

Rights / Prava: [In copyright](#)/[Zaštićeno autorskim pravom.](#)

Download date / Datum preuzimanja: **2024-07-14**



Repository / Repozitorij:

[Repository of the Faculty of Science - University of Zagreb](#)



## Resistivity phase diagram of cuprates revisited

D. Pelc,<sup>1,\*</sup> M. J. Veit,<sup>1,†</sup> C. J. Dorow,<sup>1,‡</sup> Y. Ge,<sup>1,§</sup> N. Barišić,<sup>2,||</sup> and M. Greven<sup>1,¶</sup>

<sup>1</sup>*School of Physics and Astronomy, University of Minnesota, Minneapolis, Minnesota 55455, USA*

<sup>2</sup>*Institute of Solid State Physics, TU Wien, 1040 Vienna, Austria*

*and Department of Physics, Faculty of Science, University of Zagreb, HR-10000 Zagreb, Croatia*



(Received 21 November 2019; revised 23 May 2020; accepted 27 July 2020; published 11 August 2020)

The phase diagram of the cuprate superconductors has posed a formidable scientific challenge for more than three decades. This challenge is perhaps best exemplified by the need to understand the normal-state charge transport as the system evolves from Mott insulator to Fermi-liquid metal with doping. Here we report a detailed analysis of the temperature ( $T$ ) and doping ( $p$ ) dependence of the planar resistivity of simple-tetragonal  $\text{HgBa}_2\text{CuO}_{4+\delta}$  (Hg1201), the single-CuO<sub>2</sub>-layer cuprate with the highest optimal superconducting transition temperature,  $T_c$ . The data allow us to test a recently proposed phenomenological model for the cuprate phase diagram that combines a universal transport scattering rate with spatially inhomogeneous (de)localization of the Mott-localized hole. We find that the model provides a good description of the data. We then extend this analysis to prior transport results for several other cuprates, including the Hall number in the overdoped part of the phase diagram, and find little compound-to-compound variation in the (de)localization gap scale. The results point to a robust, universal structural origin of the inherent gap inhomogeneity that is unrelated to doping-related disorder. They are inconsistent with the notion that much of the phase diagram is controlled by a quantum-critical point, and instead indicate that the unusual electronic properties exhibited by the cuprates are fundamentally related to strong nonlinearities associated with subtle nanoscale inhomogeneity.

DOI: [10.1103/PhysRevB.102.075114](https://doi.org/10.1103/PhysRevB.102.075114)

### I. INTRODUCTION

The cuprates exhibit multiple electronic ordering tendencies, a partial depletion of states at the Fermi level [a “pseudogap” (PG)], and unusual (“strange-metal”) normal-state transport behavior [1]. One of the most extensively investigated observables is the planar resistivity,  $\rho$ , which features several well-established characteristics [2–5]:  $T$ -linear behavior above the doping-dependent PG temperature,  $T^*(p)$ , which is most pronounced near optimal doping, where  $T^*$  approaches  $T_c$  [3,4], and simple  $T^2$  behavior at very high doping, where other measurements confirm Fermi-liquid (FL) quasiparticle behavior associated with a density of  $1 + p$  carriers [2,6,7]. Based on systematic resistivity data for a particular cuprate compound, the normal-state phase diagram can be obtained by evaluating the curvature (i.e., the second temperature derivative) of  $\rho(T, p)$  [3]. Resistivity measurements thus provide indispensable information about the cuprates, yet until recently, a comprehensive understanding of this pivotal observable had remained elusive.

In the theory of charge transport, the resistivity is generally parametrized with a charge-carrier density, effective mass, and transport scattering rate. In principle, these quantities may be temperature and doping dependent, and therefore additional insight is needed. Two common assumptions made in evaluating the properties of the cuprates are that the temperature dependence of the resistivity is solely determined by the temperature dependence of the effective scattering rate, and that the PG opens at the doping-dependent temperature  $T^*(p)$ . The former assumption neglects the depletion of the density of states due to the opening of the PG, and hence the possibility that the carrier density depends on temperature, whereas the latter assumption overlooks the experimental evidence that local gaps already form at temperatures well above  $T^*$  [8,9]. In addition, a number of studies have shown that the itinerant carriers in the PG regime have FL character [5,10–13], with a carrier density  $p$ . Below a characteristic temperature  $T^{**} < T^*$ , the sheet resistance follows the simple scaling  $\rho = C_2 T^2 / p$  (that can be associated with the Drude expression for the resistivity) for a range of cuprates [5]; the magnetoresistance exhibits Kohler scaling for  $T < T^{**}$  [10], a nontrivial characteristic of ordinary single-band metals; the optical scattering rate follows FL temperature/frequency scaling [11]; the Hall constant for  $T < T^{**}$  is approximately  $T$  independent and a good measure of the doped carrier density ( $R_H = 1/(ep)$ , where  $e$  is the electron charge) [13,14]; and the low-energy effective mass is approximately temperature and doping independent in zero magnetic field [10,11]. Based on Hall-angle measurements, however, an even stronger statement can be made: An underlying FL-like transport scattering rate prevails throughout the entire accessible doping

\*Corresponding author: dpelc@umn.edu; Present address: Department of Physics, Faculty of Science, University of Zagreb, HR-10000 Zagreb, Croatia.

†Present address: Department of Applied Physics, Stanford University, Stanford, CA 94305, USA.

‡Present address: Department of Physics, University of California, San Diego, CA 92093, USA.

§Present address: Department of Physics, Penn State University, University Park, PA 16802, USA.

||Corresponding author: barisic@ifp.tuwien.ac.at

¶Corresponding author: greven@umn.edu

range [13,15], connecting the underdoped, strange-metal, and overdoped regimes.

These observations reveal a great degree of underlying simplicity, yet it is important to recognize that the cuprates are not ordinary Fermi liquids. In particular, photoemission results show an effectively disconnected Fermi surface (“arcs”) in underdoped compounds at low temperatures [16], NMR experiments [17] imply the existence of two local magnetic components—one associated with the PG, and the other with the FL, and specific-heat results are consistent with this scenario [18]. The strong temperature dependence of the effective carrier density, as evidenced by Hall coefficient and Hall-angle measurements [13,14], is also highly unusual. Moreover, numerous experiments, such as tunneling [8,19], magnetic resonance [20–22], and x-ray [23] and neutron [24,25] scattering show that the cuprates are inhomogeneous, both structurally and electronically. In a recent development, a phenomenological model was found to successfully describe both the charge transport and the superfluid density of the cuprates [26]. The model is rooted in two basic experimental facts: an underlying universal transport scattering rate for the itinerant carriers, and a temperature-dependent proliferation of spatially inhomogeneous PGs that commences at temperatures well above  $T^*$ .

In the present work, our goal is threefold: (i) to present a detailed resistivity phase diagram of the model cuprate Hg1201; (ii) to test if the data can be quantitatively described by the model of Ref. [26], and thereby extend the analysis presented there; and (iii) to investigate how the model captures the similarities and differences among cuprate families, using published charge transport data. Hg1201 is a remarkable cuprate [27]: It is structurally simple, with global tetragonal symmetry, and no known structural phase transitions; it can be doped with holes over a wide range via control of oxygen nonstoichiometry; and it features the highest optimal  $T_c$  of any single-CuO<sub>2</sub>-layer cuprate. Furthermore, the effect of doping-induced point disorder on many observables is weak, similar to the structurally more complex compound YBa<sub>2</sub>Cu<sub>3</sub>O<sub>6+ $\delta$</sub>  (YBCO), and relatively mild in comparison to, e.g., La<sub>2– $x$</sub> Sr <sub>$x$</sub> CuO<sub>4</sub> (LSCO) and the Bi-based cuprates. This is evidenced by a nearly zero residual resistivity [5,13], the observations of quantum oscillations [28,29] and Kohler scaling [12], the low level of superconducting vortex pinning [5,27], and the clear observation of a vortex lattice in small-angle neutron scattering measurements [30]. Finally, photoemission measurements indicate that the (underlying) Fermi surface is simple near optimal doping [31], in contrast to, e.g., LSCO [32] and YBCO [33]. These properties render Hg1201 a model cuprate system. We find that the temperature-doping resistivity phase diagram of Hg1201 can be comprehensively reproduced by the phenomenological model of Ref. [26]. Furthermore, by allowing for small parameter variations, we show that the model provides a description of the resistivity phase diagrams and doping dependence of the Hall number of other cuprate families. These findings highlight both underlying universal behavior (e.g., sheet resistance) and expected compound-specific features (e.g., difference in doping dependences of  $T^*$ ). Moreover, they point to a universal structural origin of the inherent gap inhomogeneity that is at best weakly related to doping-induced chemical

disorder. It has long been argued that the cuprates are prone to nanoscale structural inhomogeneity, as a means to relax the stresses intrinsic to the perovskite-based structure [34,35]. The role of strong disorder in creating pseudogaps has also been emphasized and related to a broader class of glassy materials [36]. Our results add a fresh emphasis on the need to understand the local structure of the cuprates and its role in determining their unique electronic properties.

This paper is structured as follows: In Sec. II, we present the experimental resistivity phase diagram of Hg1201 and compare the data to the model of Ref. [26]; in Sec. III, we analyze published resistivity phase diagrams and recent Hall number data for other cuprate families; in Sec. IV, we discuss the assumptions and implications of the model and analysis. We summarize our findings in Sec. V.

## II. RESISTIVITY PHASE DIAGRAM OF Hg1201

We analyze resistivity measurements on 12 Hg1201 single-crystal samples, ranging from strongly underdoped to slightly overdoped [Fig. 1(a)]. The dataset is that of Ref. [13] with added new measurements for two samples (UD74 and OD90) and a slightly improved estimate of effective sample sizes. The Hg1201 samples were grown and characterized according to established procedures [27,37]. Briefly, the single crystals were grown using an encapsulation method, and annealed in vacuum or oxygen to obtain the desired hole doping level. The doping level is determined from the value of  $T_c$  as obtained from Meissner-Ochsenfeld effect measurements [38]. Resistivity is measured with a standard four-contact technique in a Quantum Design, Inc., Physical Property Measurement System (PPMS) using a direct current (with current reversal) and silver-painted contacts to sputtered gold pads on the samples. The contact resistance in all studied samples was on the order of a few ohms.

Following previous work on other cuprate families [3], we plot the second temperature derivative of the resistivity, i.e., the resistivity curvature, in dependence on temperature and doping in Fig. 1(b). The resultant phase diagram shows all the characteristic features present in other cuprates: two temperature scales in the underdoped region of the phase diagram,  $T^*$  and  $T^{**}$  [5], that correspond to a deviation from high-temperature linear behavior and low-temperature quadratic behavior, respectively [39]; an extended region of approximately  $T$ -linear resistivity around optimal doping; and a slight positive curvature on the overdoped side of the phase diagram.

All these features can be understood within the phenomenological model of Ref. [26]. We briefly describe the model here for completeness (for details, see Ref. [26]). The model is based on three premises. First, it uses the essentially universal, Fermi-liquid-like transport scattering rate observed in multiple cuprates [13]. The temperature dependence of the transport scattering rate, as determined from the cotangent of the Hall angle (i.e., the inverse Hall mobility,  $\mu^{-1}$ ), is  $\cot(\Theta_H) = \rho/\rho_{xy} = C_2 T^2$ , with a universal coefficient  $C_2$  throughout the PG, strange-metal, and overdoped regimes [13,15]. This strongly suggests that the size and shape of the underlying Fermi surface are fundamentally similar across the phase diagram (in agreement with angle-resolved

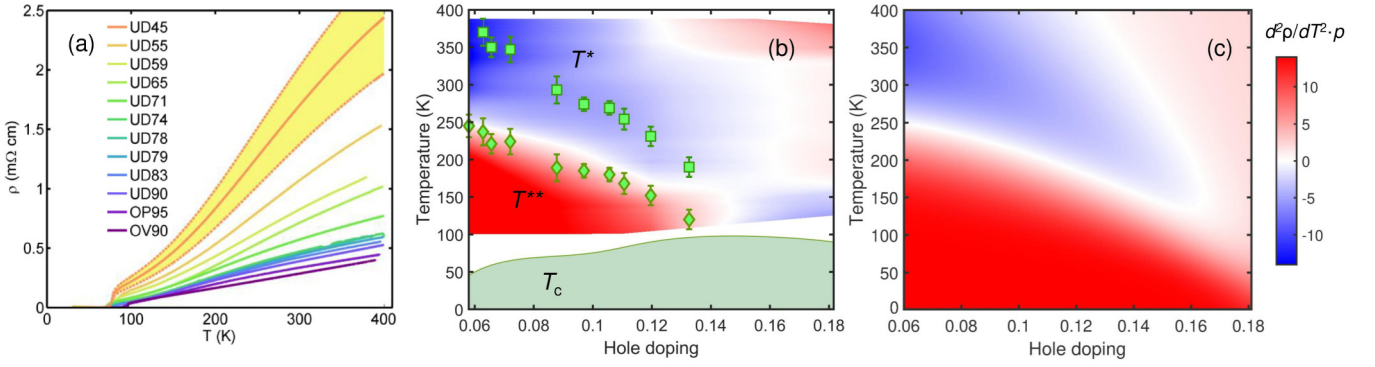


FIG. 1. Resistivity phase diagram of Hg1201. (a) Raw planar resistivity data for 12 single-crystal samples of Hg1201, marked by their  $T_c$  values; UD, OP, and OV represent underdoped, optimally doped, and overdoped samples, respectively. The band around the UD45 curve indicates the typical (relative) uncertainty of the absolute resistivity value due to crystal dimensions and contact distance. Data for UD45–UD71 and UD78–OP95 are from Ref. [13], and the data for UD74 and OV90 are new. (b) Experimental and (c) calculated contour plot of the second temperature derivative (curvature) of the resistivity. The experimental plot is obtained from the data in (a). The resistivity curvature is normalized by the hole doping  $p$ , which is obtained from  $T_c$  values [38], and the color scale is the same for (b,c). The symbols in (b) are the characteristic temperatures  $T^*$  and  $T^{**}$  obtained from the data:  $T^*$  is the temperature below which the resistivity curves depart from high-temperature linear behavior, whereas  $T^{**}$  indicates the departure from low-temperature quadratic behavior. The model parameters used to obtain (c) are listed in Table I.

photoemission spectroscopy (ARPES) data [40]), and that the scattering process is conventional umklapp electron-electron scattering that does not considerably change as the insulating behavior at zero doping is approached. This experimental fact of a nearly universal scattering rate is a crucial starting point of the model. The second key ingredient of the model is a PG-induced change of the itinerant carrier concentration, with both temperature and doping. Here the main challenge is to connect the underdoped regime, where the low-temperature carrier concentration equals the nominal hole doping level  $p$  [13,14], to the overdoped regime, which is known to have a large Fermi surface with  $1 + p$  carriers per planar  $\text{CuO}_2$  unit [6,7]. To make this connection, the model assumes the following. Each  $\text{CuO}_2$  unit is associated with  $1 + p$  holes, with  $p$  holes always mobile and one hole separated from the Fermi level by a (doping-dependent) gap  $\Delta$ . Essentially, this real-space gap corresponds to the  $k$ -space PG of the underlying large Fermi surface. The third and final premise is that the gap is taken to be inhomogeneous in real-space, i.e., to vary from one  $\text{CuO}_2$  unit to the next. This is quantified through a gap distribution function  $G(\Delta)$ , and the effective density of itinerant carriers  $p_{\text{eff}}$  is obtained in a straightforward manner as the sum of the density  $p$  of doped carriers and a temperature- and doping-dependent density of delocalized carriers:

$$p_{\text{eff}}(p, T) = p + \int_{-\infty}^{\infty} G(\Delta) e^{-\Delta/2kT} d\Delta, \quad (1)$$

where  $k$  is Boltzmann's constant. Physically, the localized states lie below the Fermi level, but we use  $\Delta$  with the opposite sign, i.e., it is positive for states below, and negative for states above the Fermi level (to avoid the sign inconsistency between the equations and Fig. 1 in Ref. [26]). This convention makes it easier to keep track of the activation term. For a calculation of  $p_{\text{eff}}$  (and of all transport coefficients), the distribution function and its doping dependence need to be specified. The simplest possible assumption, consistent with the approximately linear doping dependence of the PG [41],

is that each of the local gaps  $\Delta$  decreases linearly with doping and closes eventually. At that point, the hole is no longer localized and joins the Fermi sea at  $T = 0$ . The function  $G(\Delta)$  will thus contain two parts: a contribution for positive  $\Delta$ , and a delta-function contribution with a weight equal to the number of unit cells where  $\Delta = 0$  at a given doping level. To parametrize the gap distribution, we use a skewed Gaussian of the form  $g(\Delta) = 2\Phi(\alpha\tilde{\Delta})\varphi(\tilde{\Delta})$ , where  $\varphi$  is a normalized Gaussian distribution,  $\Phi$  its cumulative (i.e., the error function),  $\alpha$  the skew parameter, and  $\tilde{\Delta} = (\Delta - \Delta_m)/\delta$ , with  $\Delta_m$  the Gaussian mean gap and  $\delta$  the Gaussian width. This phenomenological parametrization allows a systematic investigation of the influence of distribution width and shape. Using the function  $g$ , the gap distribution in (1) becomes

$$G(\Delta) = g(\Delta)\theta(\Delta) + \delta(\Delta) \int_{-\infty}^0 g(\Delta') d\Delta', \quad (2)$$

where  $\theta(\Delta)$  is the Heaviside (step) function and  $\delta(\Delta)$  the Dirac delta function. The first term represents the planar  $\text{CuO}_2$  units with localized holes, while the second term describes those units whose gaps have closed, with the corresponding holes contributing to the Fermi sea at all temperatures. Furthermore, as noted, we assume that the mean gap depends linearly on doping, as  $\Delta_m = \Delta_0(1 - p/p_c)$ , with  $\Delta_0$  the extrapolated mean gap at zero doping, and  $p_c$  the crossover doping level where the mean gap is zero. As the simplest possibility, we take the width  $\delta$  to be doping independent. Therefore, four parameters uniquely determine the gap distribution and its doping dependence:  $\Delta_0$ ,  $p_c$ ,  $\delta$ , and the skew parameter  $\alpha$ . Importantly, three of the parameters are constrained by various experimental results, as discussed in [26]:  $\Delta_0$  is comparable to the charge-transfer gap in the undoped compounds,  $\delta$  can be inferred from scanning tunneling microscopy (STM) measurements of local gap distributions, and  $p_c$  is the doping level where various spectroscopic probes detect the closing of the average pseudogap. In addition, the midinfrared peak in

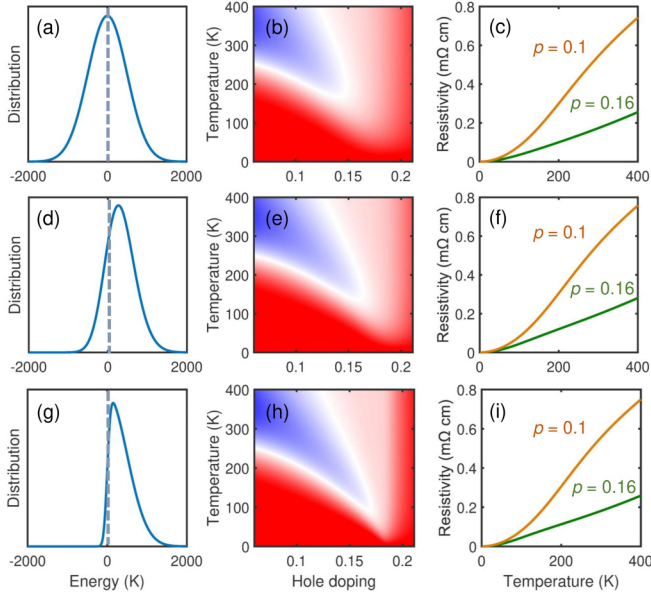


FIG. 2. Modeling of planar resistivity. Gap distribution functions, resistivity curvature phase diagrams, and representative resistivity curves for three different values of the distribution skew parameter: (a–c)  $\alpha = 0$  (pure Gaussian distribution); (d–f)  $\alpha = 2$  (typically used for comparison with experiment); (g–i)  $\alpha = 10$  (strong skew). The distributions are shown for  $p = p_c$ . The crossover doping levels were adjusted for each distribution to yield the most similar curves at  $p = 0.16$ , and were  $p_c = 0.22$  in (a–c),  $p_c = 0.195$  in (d–f), and  $p_c = 0.18$  in (g–i). In all panels, the gap distribution width is  $\delta = 700$  K and  $\Delta_0 = 4000$  K.

the optical conductivity follows the mean gap  $\Delta$  with doping and has a width comparable to  $\delta$ . For a Fermi liquid, the (dimensionless) resistivity is simply

$$\rho(p, T) = \frac{C_2}{p_{\text{eff}}(p, T)} T^2. \quad (3)$$

To obtain resistivity values, we use the universal value  $C_2 = 0.0175 \text{ K}^{-2}$  from experiment [13,15] and multiply with the constant  $H/e$  (with  $H$  the magnetic field used to obtain  $C_2$ , which was 9 T for the measurements of Hg1201 Hall mobility). Notably, the value of  $C_2$  is consistent with conventional electron-electron umklapp scattering estimates for the large underlying Fermi surface that encloses  $1 + p$  carriers [42,43]. The Fermi surface is partially smeared out by the spatially inhomogeneous gaps, yet its remnants are still observed in photoemission experiments at energies below the Fermi level that correspond to the mean gap scale [40].

Figure 1(c) demonstrates that the model captures the normal-state phase diagram of Hg1201 up to the highest measured temperature of 400 K. On the underdoped side, the gap distribution is far from the Fermi level, so that at temperatures below  $T^{**}$ ,  $p_{\text{eff}} = p$ , and the resistivity is quadratic in temperature. The roughly  $T$ -linear resistivity regime appears when the gap distribution is close to the Fermi level, and holes are continuously excited across the local gaps with increasing temperature. Beyond optimal doping, all the local gaps eventually close, and the full  $1 + p$  Fermi surface is established. Yet this does not occur abruptly, due to the

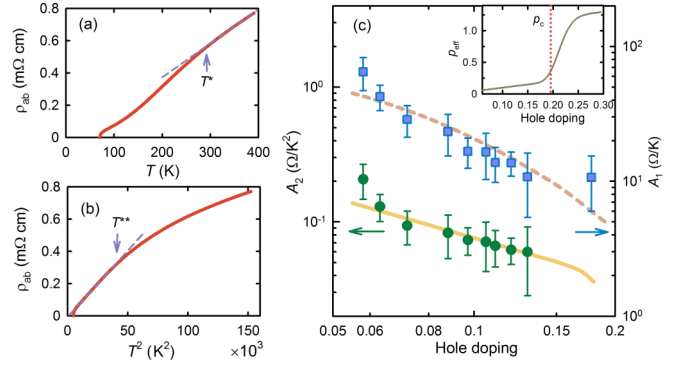


FIG. 3. Resistivity coefficients of Hg1201. Resistivity of the UD71 sample on (a) linear and (b) quadratic temperature scales, with characteristic temperatures  $T^*$  and  $T^{**}$  and linear and quadratic slopes (coefficients)  $A_1$  and  $A_2$ . (c) Linear (squares) and quadratic (circles) resistivity coefficients of Hg1201, obtained by fitting the data above  $T^*$  and below  $T^{**}$ , respectively, as in (a,b). The lines are obtained from the model, with the same parameters as in Fig. 1(c). The quadratic coefficient is consistent with  $A_2 \sim 1/p$  up to about optimal doping. Note that, in the model,  $A_2 \sim 1/p_{\text{eff}}(p, 0)$ , since the low-temperature asymptotic behavior is always quadratic in temperature. The model yields  $A_1$  without free parameters once  $A_2$  is given, and thus correctly captures the absolute value of the ratio  $A_1/A_2$ . The inset gives  $p_{\text{eff}}(p, 0)$  from Eq. (1) in a wide doping range and demonstrates the smooth change around  $p_c$ .

local gap inhomogeneity, but in a continuous manner [13,26]. Importantly, as noted in Ref. [26], the results do not critically depend on the shape of the distribution. This is also seen from Fig. 2, which shows the calculated phase diagrams and representative resistivities for three different values of the skew parameter. A strong skew pushes the linear- $T$  regime to lower temperatures, but for  $p < p_c$ , the resistivity is always quadratic in the  $T \rightarrow 0$  limit. We will return to this point below. The skew might result from, or be amplified by, a cooperative effect: Since the localization gap derives from electronic correlations among neighboring unit cells, a spatial region without localized carriers could induce a collapse of the gaps in its vicinity. Such an avalanche effect might effectively introduce a low-energy cutoff in the gap distribution, and cause a strong skew around and above optimal doping.

For an additional quantitative comparison between the model and experiment, we extract the low-temperature quadratic resistivity coefficient,  $A_2$ , in the regime where  $\rho = A_2 T^2$  [ $T < T^{**}$ , red in Figs. 1(b) and 1(c)], and the linear coefficient,  $A_1$ , for  $T > T^*$ , similar to previous work [5]. As shown in Fig. 3, the model captures the data well. The doping dependence of  $A_2$  is consistent with  $A_2 \sim 1/p$  up to at least  $p \sim 0.13$ , whereas  $A_1$  decreases somewhat more strongly with doping. Note also that the model correctly captures the relative magnitudes of  $A_1$  and  $A_2$ , which cannot be separately adjusted within the calculation. Notably, there is no enhancement of either  $A_1$  or  $A_2$  near optimal doping, neither experimentally [5] nor within the model, inconsistent with the notion of an underlying quantum-critical point with fluctuations that significantly affect the itinerant electronic system [44–47].

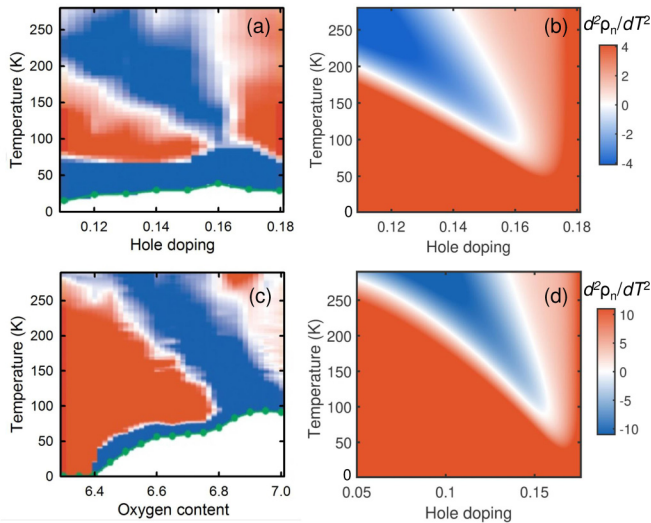


FIG. 4. Resistivity phase diagrams of other cuprate families. (a) Experimental and (b) model resistivity phase diagram for BSLCO, and (c) experimental and (d) model phase diagram for YBCO. The data are from Ref. [3], and the model parameters are listed in Table I. Experimental resistivity curves are normalized to the values at 280 K (BSLCO) and 290 K (YBCO); calculated curvatures are normalized by  $p_{\text{eff}}(p, 0)$ . The experimental phase diagrams include superconducting domes and the corresponding fluctuation regimes, while the model phase diagrams are limited to the normal state.

### III. OTHER CUPRATES

Having demonstrated the success of the phenomenological model from a comparison with Hg1201, we turn to the resistivity phase diagrams for other cuprate families from Ref. [3]. Figure 4 shows a comparison for  $\text{Bi}_2\text{Sr}_{2-z}\text{La}_z\text{CuO}_{6+\delta}$  (BSLCO) and YBCO. A comparison for LSCO was performed in Ref. [26]. The gap distribution parameters for the four cuprates are summarized in Table I. Notably, other cuprates exhibit structural complications that are absent in Hg1201, including orthorhombic distortions (LSCO), superstructure (bismuth-based cuprates), and Cu-O chains (YBCO). Nevertheless, measurements of linear and quadratic resistivity coefficients show a nearly universal evolution with doping [5]. The modeling bears this out, and gives good agreement with the respective experimental phase diagrams with similar gap distribution parameters. Clearly, the model

TABLE I. Gap distribution parameters for six cuprate families. The parameters for LSCO are from Ref. [26], and the parameters for TI2201 and Bi2201 are rough estimates obtained from comparison with Hall number data only (Fig. 5).

	$\Delta_0$	$\delta$	$p_c$	$\alpha$
Hg1201	3800 K	700 K	0.197	2
LSCO	3900 K	800 K	0.22	2
BSLCO	4300 K	700 K	0.175	4
YBCO	4500 K	500 K	0.177	2
TI2201	$\sim 3700$ K	$\sim 700$ K	$\sim 0.22$	2
Bi2201	$\sim 3500$ K	$\sim 1000$ K	$\sim 0.2$	2

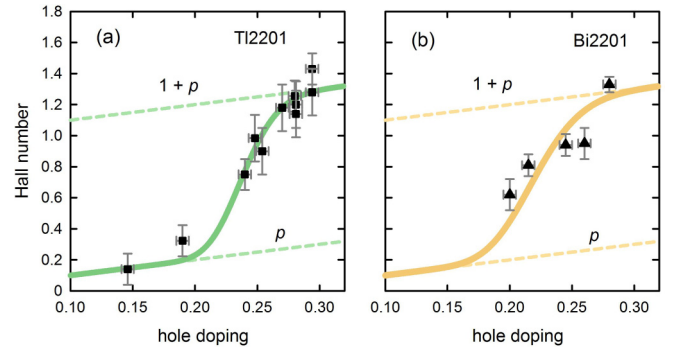


FIG. 5. Doping dependence of the carrier density for (a) TI2201 and (b) Bi2201, demonstrating the smooth crossover from  $p$  to  $1 + p$  across optimal doping. Data are from Ref. [49], and the curves are obtained from the model using the estimated parameters listed in Table I. Note that the curves are not fits (since, especially in the case of Bi2201, the fitting procedure would be unreliable), and a variation of roughly  $\pm 10\%$  in the gap distribution parameters would not change the agreement much.

with a skewed Gaussian gap distribution has enough flexibility to account for material-specific differences, while successfully capturing the universal features of the phase diagram. The gap distribution parameters for the different families are similar, with a somewhat smaller distribution width for YBCO. This points to a universal underlying mechanism of gap inhomogeneity, which appears to be inherent to these lamellar perovskite-related oxides and at best weakly related to doping-induced disorder. Namely, LSCO and BSLCO are substitutionally doped, whereas Hg1201 and YBCO are doped with interstitial oxygen, with widely different levels of point disorder that affects the  $\text{CuO}_2$  planes [48].

In addition to the resistivity data, recent measurements of the Hall number in overdoped cuprates [49] permit a direct comparison with the effective carrier density in our model, under the reasonable assumption that the Hall number is a good measure of carrier density for cuprates with simple Fermi surface geometries [13]. Figure 5 shows the low-temperature Hall number data for  $\text{Ti}_2\text{Ba}_2\text{CuO}_{6+\delta}$  (TI2201) and  $\text{Bi}_2\text{Sr}_2\text{CuO}_{6+\delta}$  (Bi2201) from Ref. [49], together with the calculated  $p_{\text{eff}}$  using gap distribution parameters very similar to the other cuprates (see Table I). The good agreement supports a key feature of the model—the gradual closing of local gaps with increasing doping, as opposed to a quantum-critical point.

### IV. DISCUSSION

The phenomenological model of Ref. [26] is simple, yet it provides remarkable agreement with experiments. While this points to a significant degree of universality in the physics of the cuprates, it is also important to discuss the limits of the model and its possible future extensions. First, we note that the agreement with experiment is best on the underdoped side of the phase diagram, where the mean gap scale is relatively large; this is understandable, since there the details of the gap distribution function are least important, and the Fermi surface (the Fermi arcs) is relatively simple. Around optimal doping, the model yields approximately linear- $T$  resistivity due to a

temperature-dependent carrier density, as further discussed below. Yet there exists no doping level where the resistivity is strictly linear; equivalently, the negative-curvature region is wedge-shaped in the phase diagram, without a vertical zero-curvature line. This is in qualitative agreement with data for most cuprate families (especially YBCO, Figs. 4(c) and 4(d), and LSCO [26]), yet the high-temperature zero-curvature lines are typically steeper in the experimental phase diagrams. Within the phenomenological model framework, such an effect can be obtained, e.g., by allowing for a mild temperature dependence of the gap distribution parameters. Physically, this is reasonable, since the gaps (and distribution widths) certainly depend on the delocalized carrier density, which in turn strongly depends on temperature around optimal doping. A self-consistent model for the gap distribution parameters would likely yield better agreement with experiment, and the temperature dependence of the parameters should furthermore play a role in determining  $T_c$  as well. Therefore, the assumptions of a constant gap distribution width and a mean gap that is linear in doping are oversimplifications. We note though that this simplification was deliberate [26]: the aim was to pursue an Occam’s razor approach, i.e., to capture the essential behaviors of the cuprates with the smallest set of assumptions, where possible small corrections are not taken into account.

More broadly, the interaction between the localized and delocalized components likely plays an important role whenever the relevant localization scales are small compared to the thermal energy, and including these interactions could be an interesting next step. Such effects are likely most important on the overdoped side of the phase diagram; e.g., in the TI-based cuprates, a nontrivial temperature dependence of both resistivity and Hall number has been observed, including a shallow minimum in the Hall number, but with the mobility always proportional to  $T^2$  [50]. Such subtle effects cannot be captured within the simple phenomenological model [26], and will probably require a better understanding of the microscopics of the hole-localization process. Namely, the model effectively treats the localization gap as a single-particle property, yet realistically the process involves electronic correlations over several unit cells. This likely leads to a temperature-dependent minimum size of localized clusters, and a complex interplay between thermal and correlation effects. Overdoped cuprates show other complications as well—the Fermi surfaces of the Bi- and La-based compounds undergo a Lifshitz transition beyond optimal doping, with an associated peak in the density of states. The nontrivial evolution of the Fermi surface should affect both the doping and temperature dependences of all transport coefficients, including the Hall number and mobility [13,51], since these observables are weighted averages over the Fermi surface. The most dramatic example is the transition from a holelike to an electronlike Fermi surface in LSCO, which leads to a carrier density of  $1 - p$  instead of  $1 + p$  at high doping. The model implicitly assumes a doping-independent Fermi surface shape, and thus cannot capture such effects without further refinement. Finally, the assumption of a universal Fermi-liquid-like carrier mobility is not correct in some parts of the phase diagram. One example is the downturn in the Hall number observed below optimal doping as a result of incipient Fermi-surface reconstruction

associated with charge-density-wave (CDW) order. This effect is fairly weak in the temperature range relevant to our modeling, and it is more clearly visible at temperatures below  $T_c$ , once superconductivity is suppressed with a strong  $c$ -axis magnetic field, as discussed further below. Moreover, both the resistivity and the Hall mobility change significantly close to  $T_c$  due to superconducting precursor effects, which are not included in the modeling. Mixed CDW and superconducting correlations are also a possibility and may lead to filamentary fluctuations [52]. The superconducting precursor regime leads to an additional inflection point in the resistivity curvature phase diagram, which makes it somewhat difficult to discern the linear- $T$  regime close to optimal doping [Fig. 1(b)].

Another important point is the absolute value of the resistivity, which can be fairly high compared to “good” metals. Although it is often suggested that the cuprates exceed the semiclassical Mott-Ioffe-Regel limit for coherent charge transport, arguments have been put forward that the relevant limit is in fact significantly higher due to electronic correlations [5,13,53]. However, the high resistivity values at moderate and low doping are mainly the result of a low charge density (with an underlying large Fermi surface), whereas the room-temperature Hall mobility of the cuprates such as Hg1201 is comparable to that of ordinary metals such as aluminum [13]. We note that there is indeed experimental evidence for an approach to resistivity saturation, e.g., in strongly underdoped LSCO at high temperatures [2,53]. Naturally, at high enough temperatures, the premises of our model break down, in at least two possible ways: (i) additional scattering mechanisms, such as coupling to optic phonons, will modify the simple  $T^2$  scattering rate; (ii) the resistivity values will approach saturation, yet at a significantly higher level than the semiclassical Mott-Ioffe-Regel limit [53]. However, since the available Hall mobility data up to 400 K show no evidence for these deviations, there is no need to include them in the model.

Even in its simplest form, the phenomenological model of Ref. [26] provides a reasonably good explanation of the linear- $T$  behavior near optimal doping, perhaps the most unusual transport feature of the cuprates. This warrants further discussion in light of an often-invoked quantum-critical fluctuation scenario for the cuprate phase diagram. The approximately linear- $T$  resistivity is obtained in the model by forgoing the common assumption that the resistivity temperature dependence is solely determined by the scattering rate. This assumption is especially far reaching in the  $T$ -linear region, since a  $T$ -linear scattering rate is often interpreted as being indicative of quantum-critical fluctuations [1,47]. Yet this is clearly incompatible with the experimentally determined underlying universal Hall mobility [13,15]. Despite suggestions (e.g., based on optical conductivity results [54]) that the scattering rate changes across  $T^*$ , there is no evidence of such behavior in the Hall mobility data [13,15], and we take the latter as relevant for modeling transport. The Hall mobility involves the ratio of the transport lifetime and effective mass, and it is in principle possible that their doping and temperature dependences conspire to give universal  $T^2$  behavior. This is highly unlikely, however, as it would require a remarkable level of fine-tuning across the whole phase diagram [13,15]. Notably,

optical experiments suggest a doping-independent effective Drude mass in several cuprates [10]. Furthermore, exquisite measurements of the superfluid density of LSCO do not show any anomalies that could be associated with an increased effective mass of the superconducting carriers around  $p \sim 0.2$  in zero magnetic field [55]. In contrast, quantum oscillation studies of the Fermi surface in high magnetic fields show evidence for effective mass changes with doping [56]. Yet it seems likely that the high-field state with a reconstructed Fermi surface is related to CDW order and qualitatively different from the zero-field normal state [29,57,58], since there exist no appreciable CDW-related features in the zero- and low-field resistivity phase diagrams (see also below). A recent specific-heat study of codoped La-based cuprates argues for an increased Sommerfeld coefficient, and therefore an increased carrier effective mass, around a critical doping level [44]. However, both the itinerant and localized subsystems ought to contribute to the specific heat. Regarding the itinerant subsystem, careful consideration of the Van Hove singularity at the Fermi level in the La-based cuprates is warranted [59]. One would also expect an increase of the low-temperature effective Sommerfeld coefficient in the doping range where the localization gap structure crosses the Fermi level, since in this range holes can be continuously thermally excited across the local gaps.

If the scattering rate is simply quadratic in temperature and the effective mass essentially constant, the nontrivial behavior of the resistivity is due to a temperature-dependent carrier density, as indeed supported by the modeling. Notably, this argument has been used in previous work to model the transport coefficients of underdoped cuprates [14,60,61], and it is consistent with Hall-effect measurements [13,14,62,63]. We emphasize though that the scattering rate in our model remains quadratic throughout the phase diagram, and in the limit of zero temperature, the resistivity is quadratic as well. This is in stark contrast to the quantum phase transition scenario [1,44,47], in which the linear- $T$  resistivity originates from scattering off quantum fluctuations near a critical point. In this scenario, the zero-temperature limit of the resistivity is linear, with possible deviations at higher temperatures and away from the putative quantum-critical doping level [46]; furthermore, the anomalous scattering mechanism should cause the coefficients  $A_1$  and  $A_2$  to peak around the critical doping, which is not observed for Hg1201 (Fig. 3) or other cuprates [5]. In the cuprates, it is notoriously difficult to determine the true low-temperature normal-state behavior, because of the extremely high magnetic fields needed to completely suppress superconductivity and the possibility of a field-induced modification of the normal state [4,64]. For compounds with lower critical fields, such as Nd-doped LSCO, there have been reports of low-temperature linear- $T$  resistivity and constant Hall mobility [45]; yet we emphasize that these compounds are structurally and electronically complex, with several low-temperature structural transitions that involve soft phonons [65], structural instabilities [66], and high residual resistivities [3,45]. Moreover, a recent NMR investigation uncovered a field-induced spin-glass state in LSCO up to optimal doping whose disappearance coincides with the vanishing of low-temperature resistivity upturns [67]. It is likely that this nonuniversal glassy state influences both

low-temperature transport coefficients [12,15] and specific heat in experiments where  $T_c$  is suppressed with magnetic fields [67], and that the (nonuniversal) short-range spin correlations might be closely related to the inhomogeneity that underpins our model. Importantly, however, our focus is on the gross features of the phase diagram, up to the comparatively high-temperature/energy scale relevant to the high- $T_c$  phenomenon that can clearly be understood without invoking quantum criticality. We also note that, for YBCO [3] and Hg1201 [Fig. 1(a)], the low-temperature resistivity cannot be linear in temperature (with the same slope as at high temperature) around optimal doping. Namely, if one extrapolates the linear dependence above  $T_c$  to  $T = 0$ , one finds a *negative* residual resistivity, which implies that the underlying normal-state resistivity must have curvature at low temperatures (in the hypothetical absence of superconductivity). Both YBCO and Hg1201 feature relatively small residual resistivities [3,5] due to the relatively gentle effects of oxygen doping [48], which has enabled the observation of quantum oscillations in underdoped samples [28,29,68]. Yet the same argument cannot be made for LSCO or BSLCO, where point disorder due to substitutional doping induces large residual resistivities at all doping levels [3,4] and resistivity upturns for underdoped samples [3,15,69]. Importantly, in the doping range of the present study, there is no evidence for a doping-dependent zero-field effective mass, and hence the linear resistivity coefficient is inconsistent with the recent assertion of a universal “Planckian dissipation limit” [70]. This is the case not only for Hg1201, but also for the other cuprates analyzed here.

As mentioned, the resistivity phase diagram is rather insensitive to the different electronic ordering phenomena in underdoped cuprates, most importantly weak CDW order [1]. Quasistatic two-dimensional CDW correlations with short coherence lengths and small amplitudes have been mapped as a function of doping and temperature in, e.g., YBCO [71,72] and Hg1201 [57,58,73] via resonant x-ray scattering and pump-probe optical experiments, and found to be strongest in the underdoped part of the phase diagram (around  $p \sim 0.12$  and  $p \sim 0.09$ , respectively, for YBCO and Hg1201). In addition, dynamic CDW correlations are present in a wide doping/temperature range [73–75]. Yet no particular features related to the characteristic CDW temperatures are seen in the normal-state resistivity phase diagrams considered in the present work, and only modest downturns are visible in the low-field Hall constant above  $T_c$  around  $p \sim 0.1$  in Hg1201 [13] and other cuprates [14,76] (compared to the substantial effect in high-field Hall data [77] at temperatures below the zero-field  $T_c$  that is associated with a reconstructed Fermi surface). This indicates that the CDW-induced Fermi-surface reconstruction [29,78] is a secondary, emergent phenomenon that only occurs in high magnetic fields and at temperatures below the zero-field  $T_c$ .

Notably, the mean gap scale  $\Delta_m$  is also seen in photoemission and tunneling experiments [26,41], and it manifests itself as a broad peak in the optical conductivity, detected in several representative cuprate families [13,26,79,80]. It is the highest intrinsic gap scale in a hierarchy of (pseudo)gaps observed by different experimental probes in underdoped cuprates [26,41]. While firmly rooted in experiment, the model tested here is



phenomenological in nature and does not give microscopic insight into the origin of the local gap, its doping dependence, or the gap distribution function. The model uses the simplest possible assumptions for the mean gap and distribution width doping dependences, which in reality may be somewhat different, especially for strongly underdoped compounds close to the insulating phase [26]. The inhomogeneous gap can be interpreted as a localization gap, induced by strong electronic correlations. Accordingly, the extrapolated mean gap at zero doping is within a factor of 2 of the transport charge-transfer gap [14]; this discrepancy can be remedied if a nonlinear gap dependence on doping is used [26]. The localization gap scale decreases relatively slowly with doping, compared to simple Mott insulators such as doped  $\text{LaTiO}_3$  [81]. This is most likely a consequence of the two-component electronic subsystem, which might be viewed as orbital-selective Mott physics [82–84]. Clearly, any underlying microscopic theory must include real-space inhomogeneity from the onset. In this vein, we note that an early inhomogeneous Hartree-Fock plus random phase approximation calculation related the midinfrared feature seen in optical conductivity to Cu  $d^9$  hole delocalization and polaron formation in underdoped LSCO [85].

The good agreement with the experimental resistivity phase diagrams, using a doping-independent gap distribution width, is consistent with the finding of gap disorder in STM experiments [8,19,86–88]. In principle, this intrinsic inhomogeneity could be of electronic origin; e.g., it has long been argued that doped Mott insulators should generically exhibit phase separation and spatial modulation of charge [89,90]. However, it is a distinct possibility that the inhomogeneity has an inherently structural origin. Namely, materials with perovskite or perovskite-derived structure are known to be prone to both long- and short-range structural instabilities and texturing [34,36,91]. The basic structural building blocks of the cuprates, the copper-oxygen octahedra (or tetrahedra in some compounds), can distort in multiple ways, which generally leads to low-symmetry average structure in most cuprates, Hg1201 being a notable exception. Yet strain accommodation can also lead to short-range correlated structural disorder, i.e., bond-length and angle modulations, even in crystals with high average symmetry [92]. Due to the long-range nature of elastic forces, such correlations can span multiple length scales, leading to intricate structural features [34]. The bond angles and lengths couple directly to the parameters of the electronic Hamiltonian, and hence local structural distortions should be expected to profoundly influence the electronic system in a nonlinear fashion. The effects of such intrinsic inhomogeneity on superconducting fluctuations have recently been documented in cuprates through resistivity, nonlinear response, and torque magnetization experiments, which reveal a universal percolative regime [93–95]. The disappearance of superconductivity at high doping in LSCO is also consistent with a percolative scenario [26]. Similar superconducting fluctuation physics was also found more broadly in perovskite-based materials [96], which demonstrates a profound relation between structure and electronic inhomogeneity. It is hence to be expected that the cuprate normal state is affected as well. Through a coupling of localized holes to the lattice, subtle inhomogeneity in bond angles and distances can induce a

localization gap distribution, which could also be amplified by the tendency of the electronic system toward inhomogeneity. This conclusion is supported by the observations that the tetragonal-to-orthorhombic structural transition in LSCO [97] corresponds to  $\sim 100\%$  localization of one hole per unit cell [26] and that inversion symmetry in YBCO is broken in a similar temperature/doping range [98]. Importantly, the dichotomy between the localized and itinerant subsystems is reflected in a sensitivity of the antinodal states to inhomogeneity, whereas the itinerant, nodal states are largely unaffected. This is an interesting and unusual feature of the cuprates, and its understanding will likely underpin the microscopic picture of our model.

## V. SUMMARY

We have presented a comprehensive resistivity curvature phase diagram for the simple-tetragonal cuprate Hg1201 and used this to test a recent phenomenological model for the normal state in a quantitative fashion. The model employs a renormalized gap scale that is linked to the charge-transfer gap of the undoped insulating state, and that constitutes the largest pseudogap scale at nonzero doping. Importantly, one of the key assumptions of the model—that local (pseudo)gaps close at different temperatures and doping levels—is upheld in a comparison to Hall number data. This seems to rule out a quantum phase transition scenario for the cuprate phase diagram, where the Fermi surface would abruptly change at a critical doping level. Instead, the change in carrier density is gradual, both with doping and temperature, due to the inhomogeneous local gaps. Furthermore, we have demonstrated that the model is remarkably successful in reproducing the phase diagrams of other cuprate families as well, with nearly universal parameters. This universality implies that the considerable gap distribution is an inherent characteristic of the  $\text{CuO}_2$  planes, and quite insensitive to the details of the crystal structure or doping method. On the other hand, the differences in model parameters (in particular the distribution widths) could provide important clues to the precise origin of the inhomogeneity, when combined with experiments that probe the local electronic structure.

## ACKNOWLEDGMENTS

We thank M. K. Chan for contributions to the crystal growth and transport measurements. The work at the University of Minnesota was funded by the Department of Energy through the University of Minnesota Center for Quantum Materials under Award No. DE-SC0016371. The work at the TU Wien was supported by the European Research Council (ERC Consolidator Grant No 725521); the work at the University of Zagreb was supported by the CeNIKS project cofinanced by the Croatian Government and the European Union through the European Regional Development Fund—Competitiveness and Cohesion Operational Programme (Grant No. KK.01.1.1.02.0013) and the Croatian-Swiss Research Program of the Croatian Science Foundation and the Swiss National Science Foundation with funds obtained from the Swiss-Croatian Cooperation Programme.

- [1] B. Keimer, S. A. Kivelson, M. R. Norman, S. Uchida, and J. Zaanen, From quantum matter to high-temperature superconductivity in copper oxides, *Nature* **518**, 179 (2015).
- [2] H. Takagi, B. Batlogg, H. L. Kao, J. Kwo, R. J. Cava, J. J. Krajewski, and W. F. Peck, Jr., Systematic Evolution of Temperature-Dependent Resistivity in  $\text{La}_{2-x}\text{Sr}_x\text{CuO}_4$ , *Phys. Rev. Lett.* **69**, 2975 (1992).
- [3] Y. Ando, S. Komiya, K. Segawa, S. Ono, and Y. Kurita, Electronic Phase Diagram of High- $T_c$  Cuprate Superconductors from a Mapping of the In-Plane Resistivity Curvature, *Phys. Rev. Lett.* **93**, 267001 (2004).
- [4] R. A. Cooper *et al.*, Anomalous criticality in the electrical resistivity of  $\text{La}_{2-x}\text{Sr}_x\text{CuO}_4$ , *Science* **323**, 603 (2009).
- [5] N. Barišić, M. K. Chan, Y. Li, G. Yu, X. Zhao, M. Dressel, A. Smontara, and M. Greven, Universal sheet resistance and revised phase diagram of the cuprate high-temperature superconductors, *Proc. Natl. Acad. Sci. USA* **110**, 12235 (2013).
- [6] N. E. Hussey, M. Abdel-Jawad, A. Carrington, A. P. Mackenzie, and L. A. Balicas, Coherent three-dimensional Fermi surface in a high-transition-temperature superconductor, *Nature* **425**, 814 (2003).
- [7] M. Platié, J. D. F. Mottershead, I. S. Elfimov, D. C. Peets, R. Liang, D. A. Bonn, W. N. Hardy, S. Chiuzaian, M. Falub, M. Shi, L. Patthey, and A. Damascelli, Fermi Surface and Quasiparticle Excitations of Overdoped  $\text{Tl}_2\text{Ba}_2\text{CuO}_{6+\delta}$ , *Phys. Rev. Lett.* **95**, 077001 (2005).
- [8] K. K. Gomes, A. N. Pasupathy, A. Pushp, S. Ono, Y. Ando, and A. Yazdani, Visualising pair formation on the atomic scale in the high- $T_c$  superconductor  $\text{Bi}_2\text{Sr}_2\text{CaCu}_2\text{O}_{8+\delta}$ , *Nature* **447**, 569 (2007).
- [9] J. L. Tallon, J. G. Storey, J. R. Cooper, and J. W. Loram, Locating the pseudogap closing point in cuprate superconductors: Absence of entrant or reentrant behavior, *Phys. Rev. B* **101**, 174512 (2020).
- [10] W. J. Padilla, Y. S. Lee, M. Dumm, G. Blumberg, S. Ono, K. Segawa, S. Komiya, Y. Ando, and D. N. Basov, Constant effective mass across the phase diagram of high- $T_c$  cuprates, *Phys. Rev. B* **72**, 060511(R) (2005).
- [11] S.-I. Mirzaei *et al.*, Spectroscopic evidence for Fermi-liquid-like energy and temperature dependence of the relaxation rate in the pseudogap phase of the cuprates, *Proc. Natl. Acad. Sci. USA* **110**, 5774 (2013).
- [12] M. K. Chan, M. J. Veit, C. J. Dorow, Y. Ge, Y. Li, W. Tabis, Y. Tang, X. Zhao, N. Barišić, and M. Greven, In-plane Magnetoresistance Obeys Kohler's Rule in the Pseudogap Phase of Cuprate Superconductors, *Phys. Rev. Lett.* **113**, 177005 (2014).
- [13] N. Barišić *et al.*, Evidence for a universal Fermi-liquid scattering rate throughout the phase diagram of the copper-oxide superconductors, *New J. Phys.* **21**, 113007 (2019).
- [14] S. Ono, S. Komiya, and Y. Ando, Strong charge fluctuations manifested in the high-temperature Hall coefficient of high- $T_c$  cuprates, *Phys. Rev. B* **75**, 024515 (2007).
- [15] Y. Li, W. Tabis, G. Yu, N. Barišić, and M. Greven, Hidden Fermi-Liquid Charge Transport in the Antiferromagnetic Phase of the Electron-Doped Cuprate Superconductors, *Phys. Rev. Lett.* **117**, 197001 (2016).
- [16] I. M. Vishik, Photoemission perspective on pseudogap, superconducting fluctuations, and charge order in cuprates: A review of recent progress, *Rep. Prog. Phys.* **81**, 062501 (2018).
- [17] J. Haase, D. Rybicki, C. P. Slichter, M. Greven, G. Yu, Y. Li, and X. Zhao, Two-component uniform spin susceptibility of superconducting  $\text{HgBa}_2\text{CuO}_{4+\delta}$  single crystals measured using  $^{63}\text{Cu}$  and  $^{199}\text{Hg}$  nuclear magnetic resonance, *Phys. Rev. B* **85**, 104517 (2012).
- [18] J. G. Storey and J. L. Tallon, Two-component electron fluid in underdoped high- $T_c$  cuprate superconductors, *Europhys. Lett.* **98**, 17011 (2012).
- [19] J. W. Alldredge, K. Fujita, H. Eisaki, S. Uchida, and K. McElroy, Universal disorder in  $\text{Bi}_2\text{Sr}_2\text{CaCu}_2\text{O}_{8+x}$ , *Phys. Rev. B* **87**, 104520 (2013).
- [20] P. W. Singer, A. W. Hunt, and T. Imai,  $^{63}\text{Cu}$  NQR Evidence for Spatial Variation of Hole Concentration in  $\text{La}_{2-x}\text{Sr}_x\text{CuO}_4$ , *Phys. Rev. Lett.* **88**, 047602 (2002).
- [21] J. Bobroff, H. Alloul, S. Ouazi, P. Mendels, A. Mahajan, N. Blanchard, G. Collin, V. Guillen, and J.-F. Marucco, Absence of Static Phase Separation in the High- $T_c$  Cuprate  $\text{YBa}_2\text{Cu}_2\text{O}_{6+y}$ , *Phys. Rev. Lett.* **89**, 157002 (2002).
- [22] D. Rybicki, J. Haase, M. Greven, G. Yu, Y. Li, Y. Cho, and X. Zhao, Spatial inhomogeneities in single-crystal  $\text{HgBa}_2\text{CuO}_{4+\delta}$  from  $^{63}\text{Cu}$  NMR spin and quadrupole shifts, *J. Supercond. Novel Magn.* **22**, 179 (2008).
- [23] M. Fratini, N. Poccia, A. Ricci, G. Campi, M. Burghammer, G. Aepli, and A. Bianconi, Scale-free structural organization of oxygen interstitials in  $\text{La}_2\text{CuO}_{4+y}$ , *Nature* **466**, 841 (2010).
- [24] J. Mesot, P. Allenspach, U. Staub, A. Furrer, and H. Mutka, Neutron Spectroscopic Evidence for Cluster Formation and Percolative Superconductivity in  $\text{ErBa}_2\text{Cu}_2\text{O}_x$ , *Phys. Rev. Lett.* **70**, 865 (1993).
- [25] T. Egami and S. Billinge, *Underneath the Bragg Peaks: Structural Analysis of Complex Materials*, 2nd ed. (Elsevier, Pergamon, Oxford, UK, 2012).
- [26] D. Pelc, P. Popčević, M. Požek, M. Greven, and N. Barišić, Unusual behavior of cuprates explained by heterogeneous charge localization, *Sci. Adv.* **5**, eaau4538 (2019).
- [27] N. Barišić, Y. Li, X. Zhao, Y.-C. Cho, G. Chabot-Couture, G. Yu, and M. Greven, Demonstrating the model nature of the high-temperature superconductor  $\text{HgBa}_2\text{CuO}_{4+\delta}$ , *Phys. Rev. B* **78**, 054518 (2009).
- [28] N. Barišić, Y. Li, X. Zhao, Y.-C. Cho, G. Chabot-Couture, G. Yu, and M. Greven, Universal quantum oscillations in the underdoped cuprate superconductors, *Nat. Phys.* **9**, 761 (2013).
- [29] M. K. Chan, N. Harrison, R. D. McDonald, B. J. Ramshaw, K. A. Modic, N. Barišić, and M. Greven, Single reconstructed Fermi surface pocket in an underdoped single-layer cuprate superconductor, *Nat. Commun.* **7**, 12244 (2016).
- [30] Y. Li, N. Egetenmeyer, J. L. Gavilano, N. Barišić, and M. Greven, Magnetic vortex lattice in  $\text{HgBa}_2\text{CuO}_{4+\delta}$  observed by small-angle neutron scattering, *Phys. Rev. B* **83**, 054507 (2011).
- [31] I. M. Vishik, N. Barišić, M. K. Chan, Y. Li, D. D. Xia, G. Yu, X. Zhao, W. S. Lee, W. Meevasana, T. P. Devereaux, M. Greven, and Z.-X. Shen, Angle-resolved photoemission spectroscopy study of  $\text{HgBa}_2\text{CuO}_{4+\delta}$ , *Phys. Rev. B* **89**, 195141 (2014).
- [32] A. Ino, C. Kim, M. Nakamura, T. Yoshida, T. Mizokawa, A. Fujimori, Z.-X. Shen, T. Kakeshita, H. Eisaki, and S. Uchida, Doping-dependent evolution of the electronic structure

- of  $\text{La}_{2-x}\text{Sr}_x\text{CuO}_4$  in the superconducting and metallic phases, *Phys. Rev. B* **65**, 094504 (2002).
- [33] D. Fournier *et al.*, Loss of nodal quasiparticle integrity in underdoped  $\text{YBa}_2\text{Cu}_2\text{O}_{6+x}$ , *Nat. Phys.* **6**, 905 (2010).
- [34] J. A. Krumhansl, Fine scale mesostructures in superconducting and other materials, in *Lattice Effects in High- $T_c$  Superconductors: Proceedings of the Conference* (Santa Fe, New Mexico, 1992).
- [35] E. Dagotto, Complexity in strongly correlated electronic systems, *Science* **309**, 257 (2005).
- [36] J. C. Phillips, A. Saxena, and A. R. Bishop, Pseudogaps, dopands, and strong disorder in cuprate high-temperature superconductors, *Rep. Prog. Phys.* **66**, 2111 (2003).
- [37] X. Zhao *et al.*, Crystal growth and characterization of the model high-temperature superconductor  $\text{HgBa}_2\text{CuO}_{4+\delta}$ , *Adv. Mater.* **18**, 3243 (2006).
- [38] A. Yamamoto, W.-Z. Hu, and S. Tajima, Thermoelectric power and resistivity of  $\text{HgBa}_2\text{CuO}_{4+\delta}$  over a wide doping range, *Phys. Rev. B* **63**, 024504 (2000).
- [39] The characteristic temperatures were defined from the logarithmic derivative  $d(\ln \rho)/d(\ln T) = n$ , with  $T^{**}$  the temperature where  $n = 1.8$ , and  $T^*$  the temperature where  $n = 1.2$ .
- [40] I. K. Drozdov, I. Pletikosić, C.-K. Kim, K. Fujita, G. D. Gu, J. C. Séamus Davis, P. D. Johnson, I. Božović, and T. Valla, Phase diagram of  $\text{Bi}_2\text{Sr}_2\text{CaCu}_2\text{O}_{8+\delta}$  revisited, *Nat. Commun.* **9**, 5210 (2018).
- [41] T. Honma and P. H. Hor, Unified electronic phase diagram for hole-doped high- $T_c$  cuprates, *Phys. Rev. B* **77**, 184520 (2008), and references therein.
- [42] S. Nakamae, K. Behnia, N. Mangkorntong, M. Nohara, H. Takagi, S. J. C. Yates, and N. E. Hussey, Electronic ground state of heavily overdoped nonsuperconducting  $\text{La}_{2-x}\text{Sr}_x\text{CuO}_4$ , *Phys. Rev. B* **68**, 100502(R) (2003).
- [43] C. Proust, B. Vignolle, J. Levallois, S. Adachi, and N. E. Hussey, Fermi liquid behavior of the in-plane resistivity in the pseudogap state of  $\text{YBa}_2\text{Cu}_2\text{O}_8$ , *Proc. Natl. Acad. Sci. USA* **113**, 13654 (2016).
- [44] B. Michon *et al.*, Thermodynamic signatures of quantum criticality in cuprate superconductors, *Nature* **218**, 567 (2019).
- [45] R. Daou *et al.*, Linear temperature dependence of resistivity and change in the Fermi surface at the pseudogap critical point of a high- $T_c$  superconductor, *Nat. Phys.* **5**, 31 (2009).
- [46] P. Gegenwart, Q. Si, and F. Steglich, Quantum criticality in heavy-fermion metals, *Nat. Phys.* **4**, 186 (2008).
- [47] L. Taillefer, Scattering and pairing in cuprate superconductors, *Annu. Rev. Condens. Matter Phys.* **1**, 51 (2010).
- [48] H. Eisaki, N. Kaneko, D. L. Feng, A. Damascelli, P. K. Mang, K. M. Shen, Z.-X. Shen, and M. Greven, Effect of chemical inhomogeneity in bismuth-based copper oxide superconductors, *Phys. Rev. B* **69**, 064512 (2004).
- [49] C. Putzke *et al.*, Reduced Hall carrier density in the overdoped strange metal regime of cuprate superconductors, [arXiv:1909.08102](https://arxiv.org/abs/1909.08102).
- [50] Y. Kubo and T. Manako,  $T^2$ -dependence of inverse Hall mobility observed in overdoped TI-cuprates, *Phys. C (Amsterdam, Neth.)* **197**, 378 (1992).
- [51] N. P. Ong, Geometric interpretation of the weak-field Hall conductivity in two-dimensional metals with arbitrary Fermi surface, *Phys. Rev. B* **43**, 193 (1991).
- [52] S. Caprara, M. Grilli, J. Lorenzana, and B. Leridon, Doping-dependent competition between superconductivity and polycrystalline charge density waves, *SciPost Phys.* **8**, 003 (2020).
- [53] O. Gunnarson, M. Calandra, and J. E. Han, Saturation of electrical resistivity, *Rev. Mod. Phys.* **75**, 1085 (2003).
- [54] D. N. Basov, R. Liang, B. Dabrowski, D. A. Bonn, W. N. Hardy, and T. Timusk, Pseudogap and Charge Dynamics in  $\text{CuO}_2$  Planes in YBCO, *Phys. Rev. Lett.* **77**, 4090 (1996).
- [55] I. Božović, X. He, J. Wu, and A. T. Bollinger, Dependence of the critical temperature in overdoped copper oxides on superfluid density, *Nature* **536**, 309 (2016).
- [56] B. J. Ramshaw *et al.*, Quasiparticle mass enhancement approaching optimal doping in a high- $T_c$  superconductor, *Science* **348**, 317 (2015).
- [57] W. Tabis *et al.*, Charge order and its connection with Fermi-liquid charge transport in a pristine high- $T_c$  cuprate, *Nat. Commun.* **5**, 5875 (2014).
- [58] W. Tabis, B. Yu, I. Bialo, M. Bluschke, T. Kolodziej, A. Kozłowski, E. Blackburn, K. Sen, E. M. Forgan, M. v. Zimmermann, Y. Tang, E. Weschke, B. Vignolle, M. Hepting, H. Gretarsson, R. Sutarto, F. He, M. Le Tacon, N. Barišić, G. Yu *et al.*, Synchrotron x-ray scattering study of charge-density-wave order in  $\text{HgBa}_2\text{CuO}_{4+\delta}$ , *Phys. Rev. B* **96**, 134510 (2017).
- [59] R. S. Markiewicz, A survey of the Van Hove scenario for high- $T_c$  superconductivity with special emphasis on pseudogaps and striped phases, *J. Phys. Chem. Solids* **58**, 1179 (1997).
- [60] L. P. Gor'kov and G. B. Teitel'baum, Interplay of Externally Doped and Thermally Activated Holes in  $\text{La}_{2-x}\text{Sr}_x\text{CuO}_4$  and Their Impact on the Pseudogap Crossover, *Phys. Rev. Lett.* **97**, 247003 (2006).
- [61] N. Luo and G. H. Miley, Kohler's rule and relaxation rates in high- $T_c$  superconductors, *Phys. C (Amsterdam, Neth.)* **371**, 259 (2002).
- [62] Y. Ando, Y. Kurita, S. Komiya, S. Ono, and K. Segawa, Evolution of the Hall Coefficient and the Peculiar Electronic Structure of the Cuprate Superconductors, *Phys. Rev. Lett.* **92**, 197001 (2004).
- [63] S. Badoux *et al.*, Change of carrier density at the pseudogap critical point of a cuprate superconductor, *Nature* **531**, 210 (2016).
- [64] G. Grissonnanche *et al.*, Direct measurement of the upper critical field in cuprate superconductors, *Nat. Commun.* **5**, 3280 (2014).
- [65] B. Büchner, M. Breuer, A. Freimuth, and A. P. Kampf, Critical Buckling for the Disappearance of Superconductivity in Rare-Earth-Doped  $\text{La}_{2-x}\text{Sr}_x\text{CuO}_4$ , *Phys. Rev. Lett.* **73**, 1841 (1994).
- [66] S. Wakimoto, H. Kimura, M. Fujita, K. Yamada, Y. Noda, G. Shirane, G. Gu, H. Kim, and R. J. Birgeneau, Incommensurate lattice distortion in the high temperature tetragonal phase of  $\text{La}_{2-x}(\text{Sr}, \text{Ba})_x\text{CuO}_4$ , *J. Phys. Soc. Jpn.* **75**, 074714 (2006).
- [67] M. Frachet *et al.*, Hidden magnetism at the pseudogap critical point of a high-temperature superconductor, [arXiv:1909.10258](https://arxiv.org/abs/1909.10258).
- [68] N. Doiron-Leyraud, C. Proust, D. LeBoeuf, J. Levallois, J.-B. Bonnemaison, R. Liang, D. A. Bonn, W. N. Hardy, and L. Taillefer, Quantum oscillations and the Fermi surface in an underdoped high- $T_c$  superconductor, *Nature* **447**, 565 (2007).
- [69] F. Rullier-Albenque, H. Alloul, and R. Tourbot, Disorder and Transport in Cuprates: Weak Localization and Magnetic Contributions, *Phys. Rev. Lett.* **87**, 157001 (2001).

- [70] A. Legros *et al.*, Universal  $T$ -linear resistivity and Planckian limit in overdoped cuprates, *Nat. Phys.* **15**, 142 (2019).
- [71] G. Ghiringhelli *et al.*, Long-range incommensurate charge fluctuations in  $(Y,Nd)Ba_2Cu_2O_{6+x}$ , *Science* **337**, 821 (2012).
- [72] M. Hücker, N. B. Christensen, A. T. Holmes, E. Blackburn, E. M. Forgan, R. Liang, D. A. Bonn, W. N. Hardy, O. Gutowski, M. v. Zimmermann, S. M. Hayden, and J. Chang, Competing charge, spin, and superconducting orders in underdoped  $YBa_2Cu_2O_y$ , *Phys. Rev. B* **90**, 054514 (2014).
- [73] B. Yu, W. Tabis, I. Bialo, F. Yakhou, N. B. Brookes, Z. Anderson, Y. Tang, G. Yu, and M. Greven, Unusual Dynamic Charge Correlations in Simple-Tetragonal  $HgBa_2CuO_{4+\delta}$ , *Phys. Rev. X* **10**, 021059 (2020).
- [74] R. Arpaia *et al.*, Dynamical charge density fluctuations pervading the phase diagram of a Cu-based high- $T_c$  superconductor, *Science* **365**, aav1315 (2018).
- [75] J. P. Hinton *et al.*, The rate of quasiparticle recombination probes the onset of coherence in cuprate superconductors, *Sci. Rep.* **6**, 23610 (2016).
- [76] Y. Ando, Y. Hanaki, S. Ono, T. Murayama, K. Segawa, N. Miyamoto, and S. Komiya, Carrier concentrations in  $Bi_2Sr_{2-2x}La_xCuO_{6+\delta}$  single crystals and their relation to the Hall coefficient and thermopower, *Phys. Rev. B* **61**, R14956(R) (2000).
- [77] N. Doyron-Leiraud, S. Lepault, O. Cyr-Choinière, B. Vignolle, G. Grissonnanche, F. Laliberté, J. Chang, N. Barišić, M. K. Chan, L. Ji, X. Zhao, Y. Li, M. Greven, C. Proust, and L. Taillefer, Hall, Seebeck, and Nernst Coefficients of Underdoped  $HgBa_2CuO_{4+\delta}$ : Fermi-Surface Reconstruction in an Archetypal Cuprate Superconductor, *Phys. Rev. X* **3**, 021019 (2013).
- [78] F. Laliberté *et al.*, Fermi-surface reconstruction by stripe order in cuprate superconductors, *Nat. Commun.* **2**, 432 (2011).
- [79] S. Uchida, T. Ido, H. Takagi, T. Arima, Y. Tokura, and S. Tajima, Optical spectra of  $La_{2-x}Sr_xCuO_4$ : Effect of carrier doping on the electronic structure of the  $CuO_2$  plane, *Phys. Rev. B* **43**, 7942 (1991).
- [80] Y. S. Lee, K. Segawa, Z. Q. Li, W. J. Padilla, M. Dumm, S. V. Dordevic, C. C. Homes, Y. Ando, and D. N. Basov, Electrodynamics of the nodal metal state in weakly doped high- $T_c$  cuprates, *Phys. Rev. B* **72**, 054529 (2005).
- [81] Y. Furukawa, I. Okamura, K. Kumagai, T. Goto, T. Fukase, Y. Taguchi, and Y. Tokura, Electronic correlations on the verge of the Mott transition in  $La_{1-x}Sr_xTiO_3$  by  $^{47/49}Ti$  and  $^{139}La$  nuclear magnetic resonance, *Phys. Rev. B* **59**, 10550 (1999).
- [82] S. Barišić and O. S. Barišić, Approaching large  $U_d$  high- $T_c$  cuprates from the covalent side, *J. Supercond. Novel Magn.* **25**, 669 (2012).
- [83] M. Ferrero, P. S. Cornaglia, L. De Leo, O. Parcollet, G. Kotliar, and A. Georges, Pseudogap opening and formation of Fermi arcs as an orbital-selective Mott transition in momentum space, *Phys. Rev. B* **80**, 064501 (2009).
- [84] L. de'Medici, S. R. Hassan, M. Capone, and X. Dai, Orbital-Selective Mott Transition out of Band Degeneracy Lifting, *Phys. Rev. Lett.* **102**, 126401 (2009).
- [85] J. Lorenzana and L. Yu, Optical Conductivity of  $La_{2-x}Sr_xCuO_4$  and Soft Electronic Modes, *Phys. Rev. Lett.* **70**, 861 (1993).
- [86] S. H. Pan *et al.*, Microscopic electronic inhomogeneity in the high- $T_c$  superconductor  $Bi_2Sr_2CaCu_2O_{8+\delta}$ , *Nature* **413**, 282 (2001).
- [87] M. C. Boyer, W. D. Wise, K. Chatterjee, M. Yi, T. Kondo, T. Takeuchi, H. Ikuta, and E. W. Hudson, Imaging the two gaps of the high-temperature superconductor  $Bi_2Sr_2CuO_{6+\delta}$ , *Nat. Phys.* **3**, 802 (2007).
- [88] A. N. Pasupathy, A. Pushp, K. K. Gomes, C. V. Parker, J. Wen, Z. Xu, G. Gu, S. Ono, Y. Ando, and A. Yazdani, Electronic origin of the inhomogeneous pairing interaction in the high- $T_c$  superconductor  $Bi_2Sr_2CaCu_2O_{8+\delta}$ , *Science* **320**, 196 (2008).
- [89] J. Zaanen and O. Gunnarsson, Charged magnetic domain lines and the magnetism of high- $T_c$  oxides, *Phys. Rev. B* **40**, 7391(R) (1989).
- [90] V. J. Emery, S. A. Kivelson, and H. Q. Lin, Phase Separation in the  $t$ - $J$  Model, *Phys. Rev. Lett.* **64**, 475 (1990).
- [91] K. H. Ahn, T. Lookman, and A. R. Bishop, Strain-induced metal-insulator phase coexistence in perovskite manganites, *Nature* **428**, 401 (2004).
- [92] N. Poccia, A. Ricci, and A. Bianconi, Misfit strain in superlattices controlling the electron-lattice interaction via microstrain in active layers, *Adv. Cond. Matter Phys.* **2010**, 261849 (2010).
- [93] D. Pelc, M. Vučković, M. S. Grbić, M. Požek, G. Yu, T. Sasagawa, M. Greven, and N. Barišić, Emergence of superconductivity in the cuprates via a universal percolation process, *Nat. Commun.* **9**, 4327 (2018).
- [94] P. Popčević *et al.*, Percolative nature of the direct current paraconductivity in the cuprate superconductors, *npj Quantum Mater.* **3**, 42 (2018).
- [95] G. Yu, D.-D. Xia, D. Pelc, R.-H. He, N.-H. Kaneko, T. Sasagawa, Y. Li, X. Zhao, N. Barišić, A. Shekhter, and M. Greven, Universal precursor of superconductivity in the cuprates, *Phys. Rev. B* **99**, 214502 (2019).
- [96] D. Pelc, Z. Anderson, B. Yu, C. Leighton, and M. Greven, Universal superconducting precursor in three classes of unconventional superconductors, *Nat. Commun.* **10**, 2729 (2019).
- [97] B. Keimer, N. Belk, R. J. Birgeneau, A. Cassanho, C. Y. Chen, M. Greven, M. A. Kastner, A. Aharony, Y. Endoh, R. W. Erwin, and G. Shirane, Magnetic excitations in pure, lightly doped, and weakly metallic  $La_2CuO_4$ , *Phys. Rev. B* **46**, 14034 (1992).
- [98] L. Zhao *et al.*, A global inversion-symmetry-broken phase inside the pseudogap region of  $YBa_2Cu_2O_y$ , *Nat. Phys.* **13**, 250 (2017).