

Measurement of electrons from heavy-flavour hadron decays as a function of multiplicity in p-Pb collisions at $\sqrt{s_{NN}}= 5.02$ TeV

(ALICE Collaboration) Acharya, S.; ...; Antičić, Tome; ...; Erhardt, Filip; ...; Gotovac, Sven; ...; Jerčić, Marko; ...; ...

Source / Izvornik: **Journal of High Energy Physics, 2020, 2020**

Journal article, Published version

Rad u časopisu, Objavljena verzija rada (izdavačev PDF)

[https://doi.org/10.1007/JHEP02\(2020\)077](https://doi.org/10.1007/JHEP02(2020)077)

Permanent link / Trajna poveznica: <https://um.nsk.hr/um:nbn:hr:217:667863>

Rights / Prava: [Attribution 4.0 International](#)/[Imenovanje 4.0 međunarodna](#)

Download date / Datum preuzimanja: **2024-11-18**



Repository / Repozitorij:

[Repository of the Faculty of Science - University of Zagreb](#)



Measurement of electrons from heavy-flavour hadron decays as a function of multiplicity in p-Pb collisions at $\sqrt{s_{\text{NN}}} = 5.02$ TeV

**ALICE****The ALICE collaboration***E-mail:* ALICE-publications@cern.ch

ABSTRACT: The multiplicity dependence of electron production from heavy-flavour hadron decays as a function of transverse momentum was measured in p-Pb collisions at $\sqrt{s_{\text{NN}}} = 5.02$ TeV using the ALICE detector at the LHC. The measurement was performed in the centre-of-mass rapidity interval $-1.07 < y_{\text{cms}} < 0.14$ and transverse momentum interval $2 < p_{\text{T}} < 16$ GeV/ c . The multiplicity dependence of the production of electrons from heavy-flavour hadron decays was studied by comparing the p_{T} spectra measured for different multiplicity classes with those measured in pp collisions (Q_{pPb}) and in peripheral p-Pb collisions (Q_{cp}). The Q_{pPb} results obtained are consistent with unity within uncertainties in the measured p_{T} interval and event classes. This indicates that heavy-flavour decay electron production is consistent with binary scaling and independent of the geometry of the collision system. Additionally, the results suggest that cold nuclear matter effects are negligible within uncertainties, in the production of heavy-flavour decay electrons at midrapidity in p-Pb collisions.

KEYWORDS: Hadron-Hadron scattering (experiments)ARXIV EPRINT: [1910.14399](https://arxiv.org/abs/1910.14399)

Contents

1	Introduction	1
2	Experimental apparatus, data sample, and event selection	4
2.1	Experimental apparatus	4
2.2	Data sample and event selection	5
2.2.1	Centrality determination	6
2.2.2	Trigger scaling factor	6
3	Analysis	7
4	Systematic uncertainties	11
5	pp reference	12
6	Results	13
7	Summary	18
	The ALICE collaboration	25

1 Introduction

Ultra-relativistic heavy-ion collisions provide suitable conditions to investigate the properties of strongly-interacting matter under extreme temperature and/or energy density. Under these conditions, lattice quantum chromodynamics calculations predict a transition from a hadronic to a partonic phase, known as the Quark-Gluon Plasma (QGP) [1, 2].

Heavy quarks, i.e., charm and beauty quarks, are sensitive probes of the QGP as they are predominantly produced in the early stages of the collisions via hard scattering processes characterised by time scales shorter than the production time of the QGP [3, 4]. Since the heavy quark production and annihilation rates in the thermal phase are negligible [5], they experience the entire space-time evolution of the system by interacting via elastic and radiative processes [6–8].

The nuclear modification factor (R_{AA}) is commonly used to study the energy loss of partons in the medium. The R_{AA} is defined as the ratio between the transverse momentum (p_T) differential yield of the produced particles in nucleus-nucleus collisions and the p_T -differential cross section in proton-proton collisions, scaled by the average number of binary nucleon-nucleon collisions calculated with the Glauber model [9, 10]. In central Au-Au collisions at $\sqrt{s_{NN}} = 200$ GeV, both the production of charm mesons and electrons from

heavy-flavour hadron decays are found to be suppressed by a factor of 5 ($R_{AA} \sim 0.2$) at midrapidity for $p_T > 3 \text{ GeV}/c$ and $p_T > 5 \text{ GeV}/c$, respectively [11–13].

In Pb-Pb collisions at $\sqrt{s_{NN}} = 2.76$ and 5.02 TeV , a similar suppression was observed not only for particles containing charm quarks, but also for those coming from beauty quark fragmentation (B mesons and non-prompt J/ψ) [14–20]. Also, it was found that the production of jets from beauty quark fragmentation was strongly suppressed [21]. The R_{AA} is about 0.4 for the jets associated to beauty quarks of the p_T range of 80–250 GeV/c for central Pb-Pb collisions at $\sqrt{s_{NN}} = 2.76 \text{ TeV}$.

The production of heavy quarks in heavy-ion collisions can be modified by initial-state effects in Cold Nuclear Matter (CNM), as well as by final-state effects i.e., energy loss in the dense medium. The CNM effects include the modification of the Parton Distribution Functions (PDFs) of the nuclei with respect to a superposition of nucleon PDFs, addressed by nuclear shadowing models [22, 23] or gluon saturation models such as the Colour Glass Condensate (CGC) effective theory [24, 25]. Furthermore, CNM effects also include Cronin-like enhancement (k_T broadening) [26–28] and energy loss in the initial [29] and final [30] stages of the collision.

Initially, it was assumed that a QGP is not formed in proton-nucleus (p-A) collisions, so these collisions were used as a baseline for measurements in A-A collisions to test for possible CNM effects. The ALICE Collaboration reported the p_T -differential nuclear modification factor R_{pPb} of D mesons [31, 32] and electrons from heavy-flavour hadron decay [33] measured at midrapidity in p-Pb collisions at $\sqrt{s_{NN}} = 5.02 \text{ TeV}$. The R_{pPb} at midrapidity are consistent with unity and with theoretical calculations including CNM effects, indicating that CNM effects are small in this kinematic region. The R_{pPb} measured for B mesons [34] and jets from beauty quark fragmentation [35] are also consistent with unity. All of these results indicate that initial-state effects are small for heavy-flavour production at midrapidity and, on their own, cannot explain the strong suppression observed at high p_T in nucleus-nucleus collisions. However, at forward and backward rapidity, this scenario can be different: muons from heavy-flavour hadron decays were measured by ALICE in p-Pb collisions at $\sqrt{s_{NN}} = 5.02 \text{ TeV}$ [36] and by the PHENIX experiment in d-Au collisions at $\sqrt{s_{NN}} = 200 \text{ GeV}$ [37]. Both results show a small enhancement at backward rapidities which implies that CNM effects are present. At forward rapidities, the PHENIX results show a suppression, while at LHC energies, the ALICE results are compatible with unity. Similar results are also observed for prompt D^0 measurements by the LHCb experiment for $0 < p_T < 8 \text{ GeV}/c$ [38]. The enhancement observed at backward rapidity is described by incoherent multiple scattering effects of partons in the Pb nucleus in the initial- and final-state interactions [39]. The suppression observed by PHENIX at forward rapidity can be explained by gluon shadowing and/or energy loss in CNM [29]. Thus, at RHIC energies, the CNM effects at forward rapidity are important to describe the suppression observed in Au+Au collisions.

On the other hand, recent observations indicate that there may be collective effects in p-A collisions along with modifications observed in heavy-flavour production. The nuclear modification factor of electrons from heavy-flavour hadron decays at midrapidity was found to be larger than unity in central d-Au collisions at $\sqrt{s_{NN}} = 200 \text{ GeV}$ in the transverse

momentum interval $1.5 < p_T < 5 \text{ GeV}/c$, measured by PHENIX [40] and the results are consistent with a model that includes radial flow effects [41]. A positive value of the anisotropic flow parameter, v_2 , for electrons [42] and muons [43] from heavy-flavour hadron decays was also observed in p-Pb collisions at $\sqrt{s_{\text{NN}}} = 5.02 \text{ TeV}$. The results suggest that a collective behaviour induced via final-state effects may be present in small systems.

Measurements of the heavy-flavour particle multiplicity as a function of the number of charged-particle production in p-Pb collisions can give more insight into the CNM effects, and possible final-state effects in small systems. These measurements might help to constrain the dependence of heavy-flavour production on the collision geometry and on the density of final-state particles, because Cronin-like enhancement due to multiple-parton scattering was observed to be stronger in central collisions than in peripheral collisions [44].

Final-state effects, energy loss, and collective behaviour are also sensitive to the particle multiplicity. In Pb-Pb collisions, the suppression of D mesons and electrons from heavy-flavour hadron decays is stronger in central collisions than in peripheral collisions [17, 18]. The enhancement of electrons from heavy-flavour hadron decays in d-Au collisions is reproduced by a model that includes radial flow effects [41] and it is more pronounced in central collisions [40]. Thus, if final-state effects are also present in p-Pb collisions, modification of the momentum distribution of heavy-flavour production could be expected in high-multiplicity p-Pb collisions. Recently, ALICE measured the p_T -differential nuclear modification factor of D mesons for different multiplicity classes at midrapidity in p-Pb collisions at $\sqrt{s_{\text{NN}}} = 5.02 \text{ TeV}$ [32, 45]. These works have shown that the D-meson results are consistent with binary collision scaling of the yield in pp collisions, within the statistical and systematic uncertainties.

In this paper, the p_T -differential invariant cross section of electrons from heavy-flavour hadron decays produced in p-Pb collisions at $\sqrt{s_{\text{NN}}} = 5.02 \text{ TeV}$ is measured both for minimum-bias collisions and for different charged-particle multiplicity classes. This analysis extends the previously measured electron spectrum [33] up to a p_T of $20 \text{ GeV}/c$ which allows for the study of beauty production in p-Pb collisions, as beauty decays are the dominant source of electron production at $p_T > 4 \text{ GeV}/c$ [46].

The nuclear modification factor of electrons from heavy-flavour hadron decays was calculated as

$$R_{\text{pPb}} = \frac{1}{\langle T_{\text{pPb}} \rangle} \frac{dN^{\text{pPb}}/dp_T}{d\sigma^{\text{pp}}/dp_T}, \quad (1.1)$$

where $\langle T_{\text{pPb}} \rangle$ is the average nuclear overlap function, dN^{pPb}/dp_T is the yield of electrons from heavy-flavour hadron decays in p-Pb collisions at $\sqrt{s_{\text{NN}}} = 5.02 \text{ TeV}$, and $d\sigma^{\text{pp}}/dp_T$ is the cross section of electrons from heavy-flavour hadron decays in pp collisions at $\sqrt{s} = 5.02 \text{ TeV}$. The calculation of $\langle T_{\text{pPb}} \rangle$ using a Glauber model is discussed in section 2.

The multiplicity dependence of the electrons from heavy-flavour hadron decays was evaluated by means of the Q_{pPb} factor, which is obtained by calculating the ratio of spectra in different multiplicity classes with respect to spectra in pp collisions, scaled by the number

of binary nucleon-nucleon collisions:

$$Q_{\text{pPb}} = \frac{1}{\langle T_{\text{pPb}}^{\text{mult}} \rangle} \frac{dN_{\text{mult}}^{\text{pPb}}/dp_{\text{T}}}{d\sigma^{\text{pp}}/dp_{\text{T}}}, \quad (1.2)$$

where $\langle T_{\text{pPb}}^{\text{mult}} \rangle$ is the average nuclear overlap function in a given multiplicity class. The $dN_{\text{mult}}^{\text{pPb}}/dp_{\text{T}}$ is the yield of electrons from heavy-flavour hadron decays in p-Pb collisions at $\sqrt{s_{\text{NN}}} = 5.02 \text{ TeV}$ measured in a given multiplicity class.

The ratio of the nuclear modification factor of electrons from heavy-flavour hadron decays in central multiplicities with respect to peripheral collisions, Q_{cp} , was calculated as

$$Q_{\text{cp}} = \frac{\langle T_{\text{pPb}}^{\text{peripheral}} \rangle}{\langle T_{\text{pPb}}^{\text{central}} \rangle} \frac{dN_{\text{central}}^{\text{pPb}}/dp_{\text{T}}}{dN_{\text{peripheral}}^{\text{pPb}}/dp_{\text{T}}}, \quad (1.3)$$

where $\langle T_{\text{pPb}}^{\text{central}} \rangle$ and $\langle T_{\text{pPb}}^{\text{peripheral}} \rangle$ are the average nuclear overlap functions in the most central multiplicity interval and in the most peripheral multiplicity classes, respectively. The $dN_{\text{central}}^{\text{pPb}}/dp_{\text{T}}$ is the yield of electrons from heavy-flavour hadron decays in the most central multiplicity interval and $dN_{\text{peripheral}}^{\text{pPb}}/dp_{\text{T}}$ is the corresponding yield in the most peripheral multiplicity class.

The Q_{pPb} and Q_{cp} were measured within the p_{T} interval of $2 < p_{\text{T}} < 16 \text{ GeV}/c$ and the centrality ranges were selected as 0–20%, 20–40%, 40–60%, and 60–100%. The measurements of electron production were performed in the midrapidity region in the centre-of-mass of the colliding system. This corresponds to the asymmetric range $-1.07 < y_{\text{cms}} < 0.14$, since the centre-of-mass system moves with a rapidity of $\Delta y_{\text{cms}} = 0.465$ in the direction of the proton beam, due to the different energies per nucleon of the proton and the lead beams. The R_{pPb} was measured in the high- p_{T} region ($8 < p_{\text{T}} < 20 \text{ GeV}/c$) updating the results for the momentum range 8–12 GeV/c and extending the p_{T} reach of the previously reported measurement [33].

The paper is organised as follows. Section 2 describes the detector setup, data sample, and event selection criteria. Section 3 addresses the analysis details including the electron identification strategy. Systematic uncertainties are described in section 4. Section 5 describes the pp reference. Section 6 presents the results. A summary is given in section 7.

2 Experimental apparatus, data sample, and event selection

2.1 Experimental apparatus

Detailed descriptions of the ALICE detectors can be found in [47–49]. Electrons were reconstructed at midrapidity using the Inner Tracking System (ITS), the Time Projection Chamber (TPC), and the Electromagnetic Calorimeter (EMCal). The detectors are located inside a solenoidal magnet, which generates a magnetic field $B = 0.5 \text{ T}$ along the beam direction. Event triggering was performed by the V0 detector, which consists of two scintillator arrays. The neutron Zero-Degree Calorimeters (ZNC) were used as a centrality estimator.

The closest detector to the interaction point is the ITS [50], which is composed of six cylindrical layers of silicon detectors, located at radii between 3.9 cm and 43 cm. The two innermost layers form the Silicon Pixel Detector (SPD) which covers the pseudorapidity range $|\eta| < 2.0$. The two intermediate layers form the Silicon Drift Detector (SDD) and the two outer layers consist of double-sided Silicon Strip Detector (SSD). Both cover a pseudorapidity range of $|\eta| < 0.9$. The ITS can measure the charged-particle impact parameter (the distance of closest approach to the vertex) with a resolution better than $75 \mu\text{m}$ for transverse momenta $p_T > 1 \text{ GeV}/c$ [50]. It therefore has an important role in reconstructing the primary and secondary vertices.

The main ALICE tracking device at midrapidity is the Time Projection Chamber [51]. It is a large cylindrical drift detector currently filled with a Ne-CO₂ gas mixture surrounding the ITS and extending from 85 cm to 247 cm in the radial direction and from -250 cm to +250 cm along the beam axis. The TPC covers $|\eta| < 0.9$ and full azimuth for the maximum charged-particle track length of 159 reconstructed space points. The TPC enables charged-particle tracking beyond the ITS and particle identification via the measurement of the specific ionisation energy loss (dE/dx) with a resolution of up to 5.5% [52].

The EMCal [53] is a layered lead-scintillator sampling electromagnetic calorimeter. In Run-1 at the LHC, it covered 107° in azimuth and $|\eta| < 0.7$ in pseudorapidity. The front face of the EMCal is situated about 450 cm from the beam axis in the radial direction. The 3072 modules are arranged in 10 full-sized and 2 one-third-sized supermodules, consisting of 12×24 and 4×24 modules, respectively. The EMCal has 12288 towers, and each tower has a size of $6 \times 6 \text{ cm}^2$. The energy resolution of the EMCal is $\sigma_E/E = 4.8\%/E \oplus 11.3\%/\sqrt{E} \oplus 1.7\%$, where E is the energy in GeV [52].

The V0 detector [54] consists of two arrays of scintillator tiles at both forward, $2.8 < \eta < 5.1$ (V0A) and backward, $-3.7 < \eta < -1.7$ (V0C) pseudorapidity regions. They are placed at distances $z = 3.4 \text{ m}$ (V0A) and $z = -0.9 \text{ m}$ (V0C) from the nominal interaction point and have full azimuthal coverage. This detector was used for triggering, and event centrality determination. The Zero Degree Calorimeters (ZDCs) [55], located close to the beam pipe, measure the spectator protons and neutrons. They consist of two sets of neutron (ZNA and ZNC) and proton (ZPA and ZPC) calorimeters positioned on either side of the interaction point at $z = \pm 112.5 \text{ m}$. They are used to remove the contamination from beam-background interactions and also to determine the centrality of the collisions.

2.2 Data sample and event selection

This analysis used 100 million minimum-bias (MB) events and 0.9 million events triggered by a high energy deposit in the EMCal, both recorded during the p-Pb run in 2013. The MB trigger requires a coincidence of signals in the V0A and V0C detectors. The MB dataset was used for the measurement of electrons from heavy-flavour hadron decays in the range $2 < p_T < 8 \text{ GeV}/c$. The EMCal trigger was used to record electrons at high- p_T and therefore extends the kinematic reach of the MB measurements. In this analysis, the data were collected with a Level-1 trigger [56, 57], which is a hardware trigger consisting of the sum of energy in a sliding window of 4×4 towers above a given threshold, where a tower is the smallest segmentation of the EMCal. The p-Pb data collected with the EMCal

Centrality class	$\langle T_{\text{pPb}} \rangle$
0–20%	$0.1649 \pm 5.4\%$
20–40%	$0.1374 \pm 2.4\%$
40–60%	$0.1016 \pm 5.1\%$
60–100%	$0.0459 \pm 5.2\%$

Table 1. $\langle T_{\text{pPb}} \rangle$ values in p-Pb collisions at $\sqrt{s_{\text{NN}}} = 5.02$ TeV obtained with the hybrid method using the ZNA, as described in [59].

trigger with energy thresholds of about 7 GeV and 11 GeV were used to measure charged particle tracks in the ranges $8 < p_{\text{T}} < 12$ GeV/ c and $12 < p_{\text{T}} < 20$ GeV/ c , respectively.

The primary vertex was reconstructed using tracks in the ITS and TPC. A selection on the vertex position along the beam axis (z) within ± 10 cm from the nominal interaction point was applied in the analysis.

The integrated luminosity analysed was $L_{\text{int}} = 47.8 \pm 1.6 \mu\text{b}^{-1}$ for MB data, and $L_{\text{int}} = 0.191 \pm 0.018 \text{nb}^{-1}$ ($L_{\text{int}} = 1.62 \pm 0.15 \text{nb}^{-1}$) for the lower (higher) EMCAL trigger threshold.

2.2.1 Centrality determination

The centrality estimation was based on the ZNA detector which measures the multiplicity of neutrons produced in the interaction. The event properties (the number of participant nucleons, N_{part} , and the number of binary collisions, N_{coll}) were calculated based on a Glauber model coupled to a negative binomial distribution, as described in [58]. Due to its large η -separation from the central barrel detectors, the ZNA is expected to be the least biased centrality estimator, as demonstrated in [44]. The values of N_{part} , N_{coll} , and the nuclear overlap function T_{pPb} were obtained using the hybrid method.

The hybrid method relies on two main assumptions: the first is to assume that an event selection based on ZNA does not introduce any bias on the bulk at midrapidity and on high- p_{T} particle production; the second assumption is that the N_{coll} determination is based on a particular scaling for particle multiplicity, where it is assumed that the charged-particle multiplicity measured at midrapidity scales with the number of participants [44, 59].

The values of the average nuclear overlap function $\langle T_{\text{pPb}} \rangle$ obtained with the ZNA in the four multiplicity classes used for the analysis were obtained using the formula $\langle T_{\text{pPb}}^{\text{mult}} \rangle = \langle N_{\text{coll}}^{\text{mult}} \rangle_i / \sigma_{\text{NN}}$, where $N_{\text{coll}}^{\text{mult}}$ is the number of binary collisions calculated in each multiplicity interval and $\sigma_{\text{NN}} = (67.6 \pm 0.6) \text{mb}$ is the inelastic nucleon-nucleon cross section at $\sqrt{s_{\text{NN}}} = 5.02$ TeV, estimated from interpolating data at different centre of mass energies [59]. The values of $\langle T_{\text{pPb}} \rangle$ are reported in table 1.

2.2.2 Trigger scaling factor

Due to the trigger enhancement of electrons at high- p_{T} , the yields obtained using the EMCAL triggered data samples were corrected by the trigger scaling factor in each centrality class. This correction was obtained via a data-driven method where the cluster energy

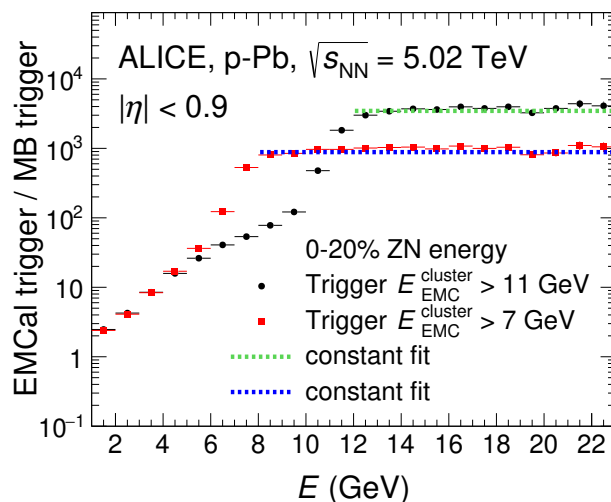


Figure 1. Example of a trigger turn-on curve for the multiplicity class 0–20%. Each scaling factor was obtained by fitting a constant to the plateau region (dashed lines) of the distribution. The resulting values are summarised in table 2.

Centrality class	Scaling factor for $E_{\text{EMC}}^{\text{cluster}} > 11 \text{ GeV}$	Scaling factor for $E_{\text{EMC}}^{\text{cluster}} > 7 \text{ GeV}$
0–20%	3348 ± 285	873 ± 79
20–40%	4070 ± 346	1078 ± 97
40–60%	5400 ± 459	1484 ± 134
60–100%	11113 ± 945	3161 ± 284
0–100%	5439 ± 462	1432 ± 129

Table 2. Values of the EMCal trigger scaling factor and their systematic uncertainties for the $E_{\text{EMC}}^{\text{cluster}} > 11 \text{ GeV}$ trigger and the $E_{\text{EMC}}^{\text{cluster}} > 7 \text{ GeV}$ trigger.

distribution in triggered-data was divided by the cluster energy distribution in minimum-bias triggered data. The ratio of these distributions give the turn-on curve. Figure 1 shows one example of the turn-on curve ($E_{\text{EMC}}^{\text{cluster}} > 11 \text{ GeV}$ and $E_{\text{EMC}}^{\text{cluster}} > 7 \text{ GeV}$) of the trigger for the centrality class 0–20%, as a function of the energy for all clusters in the EMCal detector.

The scaling factor was obtained by fitting a constant to the plateau of the turn-on curve in an interval above the trigger threshold where the distribution flattens. The values obtained for the scaling factor are summarised in table 2. The uncertainties on the fits are approximately 1% and the systematic uncertainties were obtained using different fit ranges on the plateau (as discussed in section 4).

3 Analysis

The electron identification (eID) was performed using a combination of two different strategies. For the low- p_T interval ($2 < p_T < 8 \text{ GeV}/c$) only the TPC signal was used to identify electrons, since in this p_T range the specific ionisation energy loss (dE/dx) of the electrons

in the TPC is well separated from that of the hadrons. For the high- p_T ($8 < p_T < 16$ GeV/ c for the multiplicity analysis and $8 < p_T < 20$ GeV/ c for the integrated analysis) measurements, the combination of both the TPC and the EMCal detectors was used, since above 8 GeV/ c the dE/dx distribution of pions begins to merge with the dE/dx distribution of electrons. The usage of the EMCal reduces the amount of hadron contamination, since they can be well separated using the ratio of energy (E) deposited in the EMCal to the momentum (p) of the tracks. For electrons, E/p is around unity since they deposit all of their energy in the EMCal and their mass is relatively small compared to their energy. Therefore, E/p can be used to select electrons and reject hadrons.

The charged-particle track selection criteria used in this analysis are similar to that used in previous measurements of electrons from heavy-flavour hadron decays in pp collisions [60, 61] and p-Pb collisions [33]. For the track quality selection, a minimum of 100 clusters in the TPC were required and at least 4 (3) clusters in the ITS for the MB (EMCal trigger) data sample. The requirement of two SPD hits reduces the number of electrons from γ conversions in the detector material. Within the EMCal acceptance there are dead regions in the first layer of the SPD, therefore at high p_T ($p_T > 8$ GeV/ c) only one hit was required. The tracks used for the analysis were also required to be close to the primary vertex. The distance of closest approach (DCA) to the primary vertex was required to be $DCA_{xy} < 2.4$ cm in the transverse plane and $DCA_z < 3.6$ cm in the longitudinal direction (beam axis) in order to reject background and non-primary tracks.

After selecting high quality tracks, the energy loss in the TPC was used to select electron candidates. The selection was based on the number of standard deviations of the measured signal from the signal expected if the track was an electron, n_σ^{TPC} . An example of the n_σ^{TPC} distribution is shown in figure 2 for $2 < p_T < 2.5$ GeV/ c . A Gaussian distribution, centered around zero, describes the electron candidates, and the pions and protons are the curves around $n_\sigma^{\text{TPC}} = -4$ and $n_\sigma^{\text{TPC}} = -8$, respectively, for this p_T bin. Pions are described by a Landau distribution multiplied by an exponential distribution, while the protons are described by a Gaussian distribution. For the low p_T ($2 < p_T < 8$ GeV/ c) analysis, electrons were selected by requiring $0 < n_\sigma^{\text{TPC}} < 3$ to avoid an overlap with the pion band. For this selection, the hadron contamination is negligible for $2 < p_T < 6$ GeV/ c and 0.5% for $6 < p_T < 8$ GeV/ c .

For the high- p_T ($8 < p_T < 16$ GeV/ c for the multiplicity analysis and $8 < p_T < 20$ GeV/ c for the integrated analysis) measurements, where the EMCal trigger was used, the electron candidates were selected in the band $-1 < n_\sigma^{\text{TPC}} < 3$ and E/p distributions were used to remove the hadron contamination and to count the electron candidates. Figure 3 shows the E/p distribution for $8 < p_T < 10$ GeV/ c for the lower EMCal trigger threshold (left) and for $12 < p_T < 14$ GeV/ c for the higher EMCal trigger threshold (right) after requiring $-1 < n_\sigma^{\text{TPC}} < 3$. Electrons are expected to be around unity while a hadron peak arises around E_{th}/p_T , where E_{th} is the EMCal trigger threshold.

To decrease the amount of hadron contamination, a condition on the electromagnetic shower shape was used [18, 49]. The shower shape produced in the calorimeter has an elliptical shape which can be characterised by its two axes: σ_{long}^2 for the long axis and σ_{short}^2 for the short axis. A rather loose selection of $\sigma_{\text{short}}^2 < 0.3$ was chosen, since it reduces

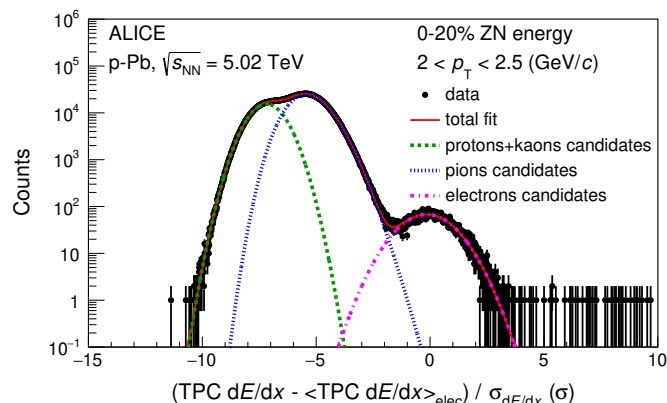


Figure 2. The measured dE/dx in the TPC expressed as a standard deviation from the expected energy loss of electrons, normalised by the energy-loss resolution (σ_{TPC}) for $2 < p_T < 2.5 \text{ GeV}/c$. The various curves are the different fit function results for the different peaks of the distribution. A Gaussian distribution, centered around zero, describes the electron candidates, and the pions and protons are the curves around $n_{\sigma}^{\text{TPC}} < -4$ (Landau distribution multiplied by an Exponential distribution) and $n_{\sigma}^{\text{TPC}} < -8$ (Gaussian distribution), respectively.

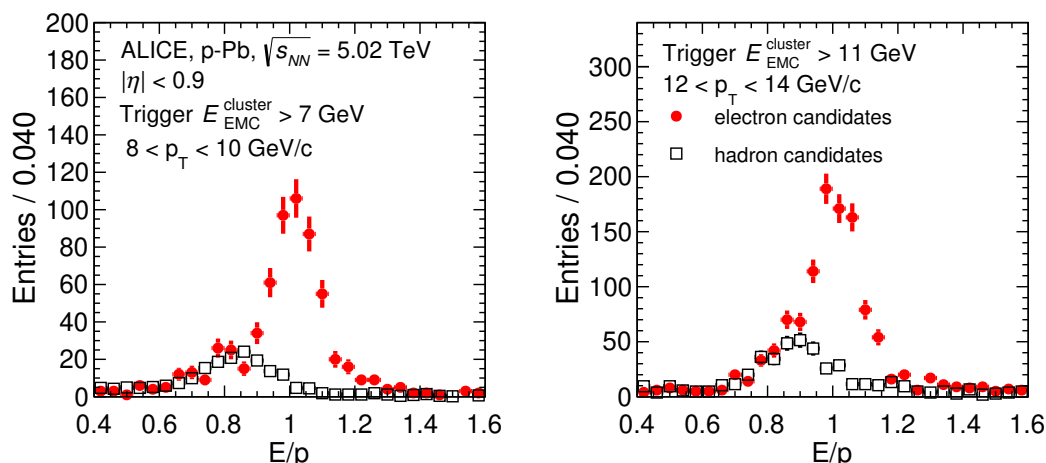


Figure 3. E/p distribution for integrated centrality for $8 < p_T < 10 \text{ GeV}/c$ for the lower EMCal threshold triggered events (left) and for $12 < p_T < 14 \text{ GeV}/c$ for the higher EMCal threshold triggered events (right). The distributions are shown for electron candidates selected by the TPC ($-1 < n_{\sigma}^{\text{TPC}} < 3$) (solid symbols) and for hadron candidates (open symbols) selected by the TPC $n_{\sigma}^{\text{TPC}} < -3.5$.

the hadron contamination while at the same time does not significantly affect the electron signal. The hadron contamination was estimated in each multiplicity interval by measuring E/p for hadrons, after requiring $n_{\sigma}^{\text{TPC}} < -3.5$. The E/p distribution for hadrons was scaled to match the electron's E/p distribution in the range $0.4 < E/p < 0.7$. The electron yield was obtained by integrating the distribution for $0.8 < E/p < 1.2$ and subtracting the hadronic contribution statistically. For $8 < p_T < 10 \text{ GeV}/c$ the hadron contamination is around 18% and for $12 < p_T < 14 \text{ GeV}/c$ it is around 35% for integrated centrality.

The background electrons, which are mainly from electrons produced by γ conversions ($\gamma \rightarrow e^+e^-$) in the material and Dalitz decays of neutral mesons, e.g. $\pi^0 \rightarrow \gamma e^+e^-$ and $\eta \rightarrow \gamma e^+e^-$, were removed using an invariant mass method [33]. Since these electrons are produced in e^+e^- pairs and therefore their invariant mass should be less than the pion mass, a selection of $0.15 \text{ GeV}/c^2$ was required. The efficiency was determined using two Monte Carlo (MC) samples, where, in both of them, pp collisions generated with PYTHIA were embedded in p-Pb events simulated by HIJING [62]. The first sample was generated requiring that each PYTHIA event contains a $c\bar{c}$ or $b\bar{b}$ pair decaying semileptonically, using the generator PYTHIA v6.4.21 [63] with the Perugia-0 tune [64]. This enhancement of heavy-flavour electrons increases the statistical precision of the total electron efficiency (reconstruction and identification efficiency) determination at intermediate and high p_T . The second sample used in this analysis included an enhancement of π^0 and η mesons in order to increase the statistical precision of the efficiency of finding pairs using the invariant mass method. The simulated π^0 and η p_T distributions were reweighted to match the measured shapes. The π^0 spectra were estimated as the average of the spectra of π^+ and π^- [65, 66] and the η spectra were estimated using m_T scaling, as in [33]. The efficiencies were around 70% for the low p_T ($2 < p_T < 8 \text{ GeV}/c$) analysis and around 85% for the high p_T bins ($8 < p_T < 16 \text{ GeV}/c$), independent of the multiplicity class.

The p_T -differential invariant cross section σ_{hfe} of electrons from heavy-flavour hadron decays (hfe) was calculated as

$$\frac{1}{2\pi p_T} \frac{d^2\sigma_{\text{hfe}}}{dp_T dy} = \frac{1}{2} \frac{1}{2\pi p_T^{\text{centre}}} \frac{1}{\Delta y \Delta p_T} \frac{N_{\text{hfe}}^{\text{raw}}}{(\epsilon^{\text{geo}} \times \epsilon^{\text{reco}} \times \epsilon^{\text{ID}})} \frac{\sigma_{\text{MB}}^{\text{V0}}}{N}, \quad (3.1)$$

where p_T^{centre} is the centre of the p_T bin, Δp_T is the width of the p_T bin, and Δy is the rapidity range where the analysis was performed. N is the number of events analysed and $\sigma_{\text{MB}}^{\text{V0}} = 2.09 \pm 0.07 \text{ b}$ is the p-Pb cross section for the minimum-bias V0 trigger condition [67]. In the case of the analysis using the EMCAL trigger, N is the number of events that satisfy the trigger requirements multiplied by the trigger scaling factor. ϵ^{reco} is the track reconstruction efficiency, ϵ^{ID} is the electron identification efficiency, and ϵ^{geo} is the acceptance of the detectors. $N_{\text{hfe}}^{\text{raw}}$ is the number of electrons from heavy-flavour hadron decays, obtained by subtracting the background electrons from the inclusive electron distributions.

For the MB data, the total efficiency including acceptance is around 28% and for the EMCAL triggered data, due to its finite acceptance, the value is around 12%, independent of multiplicity class in the measured p_T range. To take into account the momentum resolution and the energy loss due to bremsstrahlung in the detector material, an unfolding procedure based on Bayes' theorem was applied [68, 69]. The remaining residual background originating from semileptonic kaon decays, dielectron decays of J/ψ mesons, and W boson decays to electrons was evaluated using simulations and were removed from the electron yield. While the contribution from kaon decays is negligible, J/ψ mesons have a maximum contribution of 2.9% around $3.5 \text{ GeV}/c$ and W boson decays have a maximum contribution of 2.5% at $20 \text{ GeV}/c$.

4 Systematic uncertainties

Systematic uncertainties were estimated as a function of p_T by repeating the analysis and varying the selection criteria in each centrality class. For the R_{pPb} and Q_{pPb} measurements, the uncertainties were evaluated by analysing the invariant yield separately for each centrality class. For the Q_{cp} measurement, the systematic uncertainties were estimated by evaluating the variations directly on the Q_{cp} for each centrality interval. The different sources of systematic uncertainties are further discussed in this section.

The systematic uncertainties on the track selection, track matching, and electron identification were obtained via multiple variations of the selection criteria. For the track selection the minimum number of space points in the TPC and the hits in the ITS were varied. The systematic uncertainty for the matching between the ITS and TPC was taken as 3% according to [70]. The TPC and EMCal track matching uncertainty was assigned to be 1%, as determined by varying the size of the matching window in pseudorapidity and azimuth for electron candidates that were extrapolated to the calorimeter. The restriction on n_{σ}^{TPC} was varied to determine the systematic uncertainty on electron identification with the TPC. For the EMCal based electron identification, the E/p range and shower shape criteria were varied around their nominal value.

The uncertainties on the measurement of the background were obtained by varying the invariant mass criteria of the electron-positron pairs, the minimum p_T of the tracks paired with electron candidates, and the opening angles between the electron-positron pairs. The uncertainty from the re-weighting procedure performed on the π^0 and η -meson p_T distributions in MC simulations was estimated by changing the weights by $\pm 10\%$ and for both a negligible effect on the yield measurement was found. The systematic uncertainties of the heavy-flavour electron yield due to the subtraction of the remaining background originating from semileptonic kaon decays and dielectron decays from J/ψ mesons are negligible ($\sim 0.06\%$). This was estimated by changing the electron yields from the J/ψ and kaon decays by $\pm 50\%$ and $\pm 100\%$, respectively. The systematic uncertainty for the yield of electrons from W boson decays is also negligible ($< 0.5\%$). It was measured by varying the yield of electrons from W boson decays by $\pm 15\%$.

For part of the analysed p-Pb dataset, fewer high- p_T particles were observed for negative η than positive η . The difference is related to distortions on the negative η side of the TPC, and the effect was corrected using a data-driven method. The spectra of charged particles were obtained in both negative and positive η sides and the negative side was corrected in order to match the positive side. A systematic uncertainty of 5% was assigned to cover remaining differences.

The systematic uncertainty for the EMCal trigger correction was obtained by changing the fit ranges on the plateau of the turn-on curve. There is a 8.5% deviation for the highest threshold and 9% for the lowest threshold, which is assigned as the systematic uncertainty. It is centrality and p_T independent and applied to the yield obtained using the triggered data.

The systematic uncertainties are summarised in table 3. Since the sources are uncorrelated, they were added in quadrature to give a total systematic uncertainty, which is

Sources	TPC only (yield _{cent} /Q _{cp}) (%)	TPC+EMCal (yield _{int} /yield _{cent} /Q _{cp}) (%)
Track selection	2 / 2	No effect
ITS-TPC matching	3 / cancels	3 / 3 / cancels
TPC-EMCal matching	not applicable	1 / 1 / cancels
TPC eID	3 / 3	5 / 5 / 5
EMCal eID	not applicable	3 / 3 / 3
Invariant mass method	3 / 3	3 / 3 / 3
J/ψ electron background	negl.	0.06 / 0.06 / cancels
W electron background	negl.	0.3 / 0.3 / cancels
π ⁰ , η weight	negl.	negl.
η A vs C side	not applicable	5 / 5 / 7
EMCal trigger correction	not applicable	8.5 and 9 / 8.5 and 9 / cancels
Total	6 / 5	12 and 13 / 12 and 13 / 10

Table 3. Systematic uncertainties for the TPC only and TPC+EMCal analysis in percentual values. yield_{int} and yield_{cent} represent the invariant yield for integrated centrality and for different centrality classes, respectively. For the EMCal trigger correction, the two values presented are for $E_{EMC}^{cluster} > 11$ GeV and $E_{EMC}^{cluster} > 7$ GeV, respectively.

6% for MB data and 13% (12%) for EMCal lower threshold (higher threshold) triggered data. For the Q_{cp} measurement, they are 5% and 10%, respectively. In the table the systematic uncertainties are presented in the p_T range of $2 < p_T < 8$ GeV/c (TPC only yield_{cent}/Q_{cp}), EMCal triggered analysis (TPC+EMCal yield_{cent}/Q_{cp}) for the p_T range of $8 < p_T < 16$ GeV/c and EMCal triggered analysis (for integrated centrality, TPC+EMCal yield_{int}), for the p_T range of $8 < p_T < 20$ GeV/c.

5 pp reference

To measure the nuclear modification factor (R_{pPb} or Q_{pPb}) a reference cross section for pp collisions at the same centre-of-mass energy is needed. The R_{pPb} results from [33] are updated for $0.5 < p_T < 10$ GeV/c using a recent measurement of electrons from heavy-flavour hadron decays in pp collisions at $\sqrt{s} = 5.02$ TeV [71]. Using the new pp reference, the R_{pPb} uncertainties are improved by a factor of 2–4, depending on the transverse momentum.

For the higher p_T interval $10 < p_T < 20$ GeV/c, a scaling was performed using the ATLAS data [72] at $\sqrt{s} = 7$ TeV within the same p_T region. Since perturbative quantum chromodynamics (pQCD) calculations at fixed order with next-to-leading-log (FONLL) calculations [73–75] describe the data at 5.02 TeV and 7 TeV within experimental and theoretical uncertainties, they were used to scale the ATLAS data to 5.02 TeV. The scaling is p_T dependent and based on the ratio of spectra at 7 TeV and 5.02 TeV. Since the rapidity coverage of the ATLAS measurement is different ($|y| < 2$ excluding $1.37 < |y| < 1.52$) from this measurement ($|y| < 0.6$) the ratio of p_T -differential cross sections of heavy-flavour decay electrons measured in two different rapidity regions were corrected based on FONLL calculations. The systematic uncertainties on the scaled ATLAS pp spectrum at

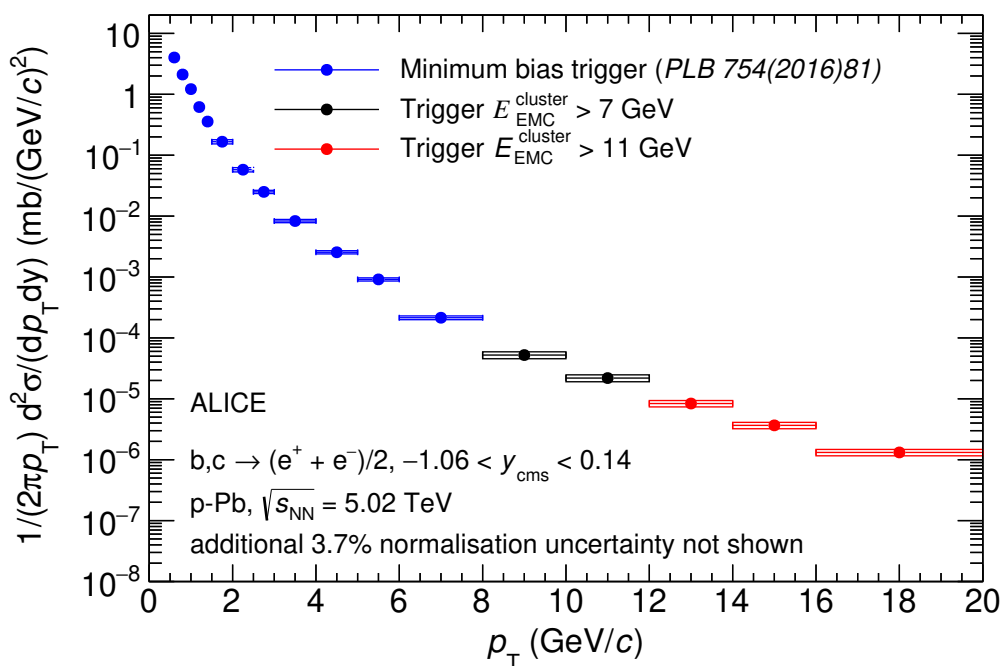


Figure 4. The p_T -differential invariant cross section of electrons from heavy-flavour hadron decays in p-Pb collisions at $\sqrt{s_{NN}} = 5.02$ TeV. The statistical uncertainties are indicated for both spectra by error bars and the systematic uncertainties are shown as boxes. The published result is shown for $0.5 < p_T < 8$ GeV/c [33], and the measurement using the EMCal trigger is shown up to $p_T = 20$ GeV/c.

$\sqrt{s} = 5.02$ TeV range from 18% to 13% in the p_T bins used in this analysis. The statistical uncertainties are from the ATLAS measurement.

In summary, in this paper, R_{pPb} and Q_{pPb} are calculated using the pp reference measured by ALICE at $\sqrt{s} = 5.02$ TeV [71] up to 10 GeV/c and using ATLAS data [72] scaled to 5.02 TeV for $p_T > 10$ GeV/c.

6 Results

The p_T -differential invariant cross section of electrons from semi-leptonic decays of heavy-flavour hadrons in p-Pb collisions at $\sqrt{s_{NN}} = 5.02$ TeV is shown in figure 4 as a function of p_T . The published data which were measured using the TPC, TOF, and EMCal detectors [33] are also shown in figure 4. In this work, the p_T -differential invariant cross section results are improved in the p_T range 8–12 GeV/c and extended up to $p_T = 20$ GeV/c, using the statistics collected with the EMCal trigger.

Figure 5 shows the cross section of electrons from semi-leptonic decays of heavy-flavour hadrons in p-Pb collisions at $\sqrt{s_{NN}} = 5.02$ TeV measured in different multiplicity classes and corrected for detector acceptance and efficiency. The multiplicity classes were estimated based on the ZNA detector, as described in section 2, and the cross section of electrons from semi-leptonic decays of heavy-flavour hadrons were measured in 0–20%, 20–40%, 40–60%, and 60–100% multiplicity classes.

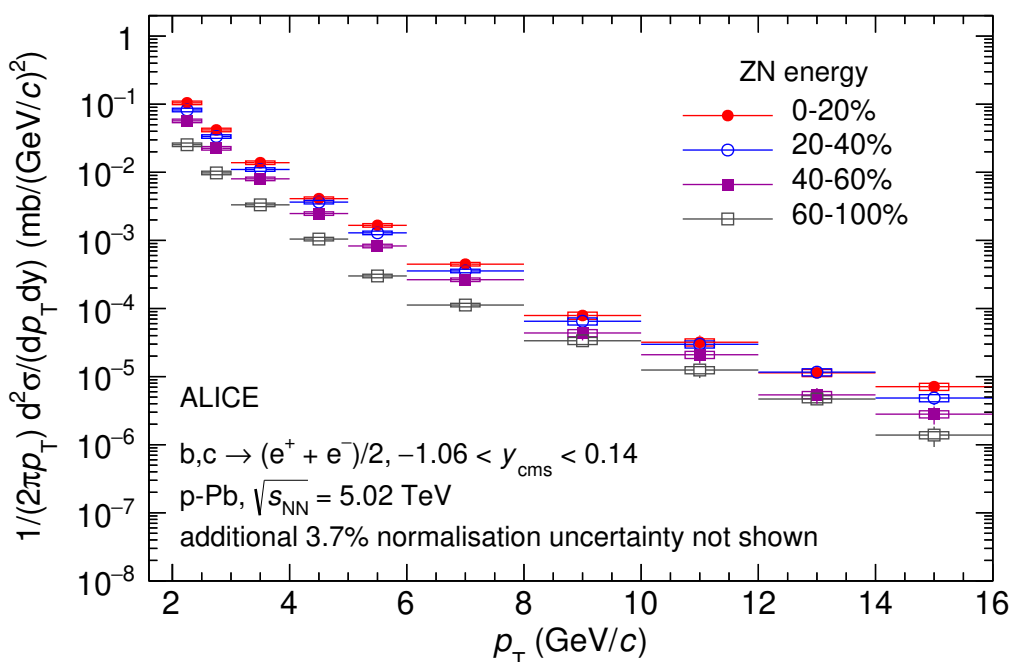


Figure 5. The p_T -differential invariant cross section of electrons from heavy-flavour hadron decays in several charged-particle multiplicity classes in p-Pb collisions at $\sqrt{s_{NN}} = 5.02$ TeV. The statistical uncertainty of each spectrum is indicated by error bars and the systematic uncertainties are indicated by boxes.

Figure 6 shows the nuclear modification factor R_{pPb} of electrons from heavy-flavour hadron decays as a function of transverse momentum. The published results for $0.5 < p_T < 8$ GeV/c [33] are updated using the heavy-flavour hadron decays measurements obtained by ALICE in pp collisions at $\sqrt{s} = 5.02$ TeV [71]. The results from $8 < p_T < 20$ GeV/c were calculated using the p_T -differential invariant cross section obtained by the EMCAL trigger, as presented in figure 4.

The statistical and systematic uncertainties of the spectra in p-Pb and pp collisions were propagated as independent uncertainties. The normalisation uncertainties are shown as a solid box around the dotted line along $R_{pPb} = 1$. The R_{pPb} is consistent with unity within uncertainties over the whole p_T range of the measurement. Thus, the measurements are consistent with no modification over the measured p_T range. Heavy-flavour electrons coming from beauty decays are dominant in the high- p_T region, in particular for $p_T > 4$ GeV/c [44, 46], where the measurements were extended with the EMCAL trigger. The results thus show that the beauty production is not modified in p-Pb collisions within the kinematic range of this measurement.

The results are compared with different theoretical models. Theoretical model calculations which consider coherent multiple scatterings, including energy loss in the CNM and nuclear shadowing [76], results from pQCD calculations, using FONLL [73] + EPS09NLO [22], that include initial-state effects (nuclear shadowing), and Blast-wave calculations [41], which assume the formation of a hydrodynamically expanding medium,

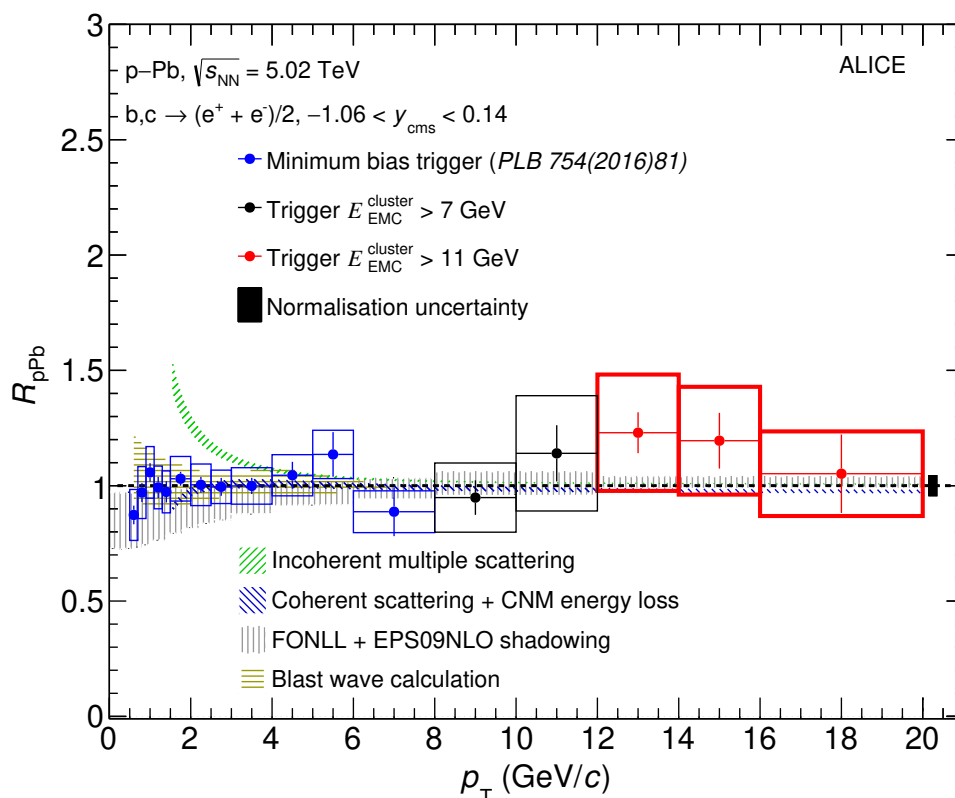


Figure 6. Nuclear modification factor, R_{pPb} , of electrons from heavy-flavour hadron decays as a function of transverse momentum for minimum-bias p-Pb collisions at $\sqrt{s_{NN}} = 5.02$ TeV. The vertical bars represent the statistical uncertainties, and the boxes indicate the systematic uncertainties. The systematic uncertainty from the normalisation, common to all points, is shown as a solid box at high p_T at $R_{pPb} = 1$. The published results [33] are updated using the heavy-flavour hadron decays measurement obtained by ALICE in pp collisions at $\sqrt{s} = 5.02$ TeV [71]. The points above 8 GeV/c are updated and extended using the EMCal trigger. The results are compared with theoretical models [22, 39, 41, 73, 76], as described in the text.

are all in agreement with the measurements, predicting R_{pPb} close to unity. Calculations based on incoherent multiple scatterings predict an enhancement at low p_T [39], which is not observed in the measurements.

The multiplicity dependence of the production of heavy-flavour electrons was studied by measuring the nuclear modification factor in each multiplicity class, Q_{pPb} , which was calculated as defined in eq. (1.2). Figure 7 shows the Q_{pPb} results for 0–20%, 20–40%, 40–60%, and 60–100% multiplicity classes in p-Pb collisions at $\sqrt{s_{NN}} = 5.02$ TeV. The uncertainty on the average nuclear overlap function $\langle T_{pPb}^{mult} \rangle$ for each centrality selection is given in table 1. The pp reference uncertainties were propagated to the final uncertainty of Q_{pPb} . It is found that the Q_{pPb} is close to unity. A comparison between these results and the PHENIX measurements of electrons from heavy-quark decays in d+Au collisions at $\sqrt{s_{NN}} = 200$ GeV [40] is shown in figure 7. This figure also shows the ALICE results for charged particles measured in p-Pb collisions at $\sqrt{s_{NN}} = 5.02$ TeV [44].

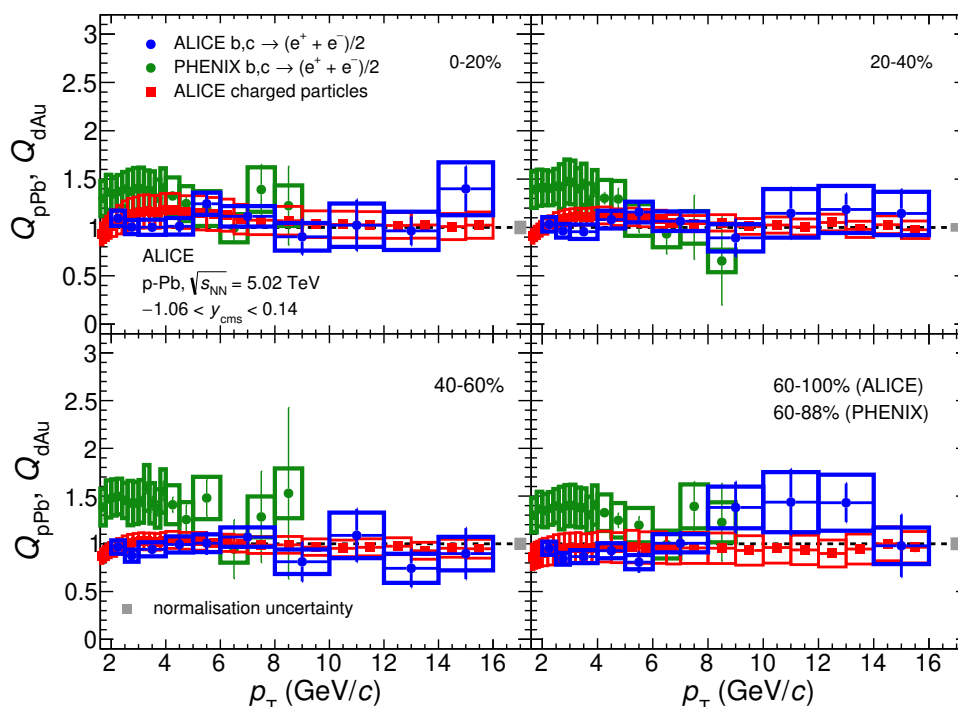


Figure 7. Nuclear modification factors Q_{pPb} as a function of p_T in the 0–20%, 20–40%, 40–60%, and 60–100% multiplicity classes selected with the ZNA estimator in p-Pb collisions at $\sqrt{s_{NN}} = 5.02$ TeV. The different panels of the figure are for different multiplicity classes. The vertical error bars and the empty boxes represent the statistical and systematic uncertainties, respectively. The solid boxes at high p_T at $Q_{pPb} = 1$ represent the normalisation uncertainties. The results are compared with the PHENIX results on electrons from heavy-flavour hadron decays [40] in d+Au collisions at $\sqrt{s_{NN}} = 200$ GeV and with ALICE charged particle results [44] in p-Pb collisions at $\sqrt{s_{NN}} = 5.02$ TeV.

These measurements are compatible with charged-particle results, which may hint to no mass dependence of particle production in p-Pb collisions. However, PHENIX results are higher than these results, which may indicate smaller CNM effects at the LHC. The differences can also be explained by the fact that the radial flow at RHIC is expected to be larger than the radial flow at the LHC [40, 41].

In Pb-Pb collisions, a suppression of electrons from heavy-flavour hadron decays was observed not only in the 0–10% most central but also in the 50–80% centrality class [18], and the magnitude of the suppression increases from peripheral to the most central collisions. On the other hand, in p-Pb collisions, the Q_{pPb} is consistent with unity within the statistical and systematic uncertainties over the whole p_T range of the measurement, showing no evidence for a multiplicity dependence. The spectrum of electrons from heavy-flavour hadron decays in p-Pb collisions is thus consistent with the spectrum in pp collisions at the same centre-of-mass energy scaled by the number of binary collisions for all centrality bins.

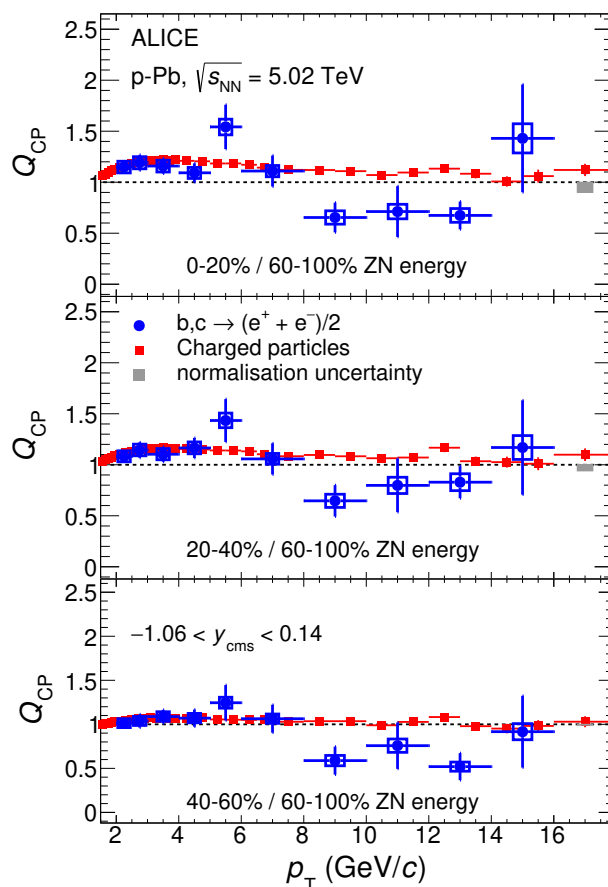


Figure 8. Q_{CP} of electrons from heavy-flavour hadron decays in 0–20%, 20–40% and 40–60% multiplicity classes in p-Pb collisions at $\sqrt{s_{\text{NN}}} = 5.02$ TeV. The vertical error bars and the empty boxes represent the statistical and systematic uncertainties, respectively. The solid boxes at high p_{T} at $Q_{\text{CP}} = 1$ represent the normalisation uncertainties. The results are compared to ALICE results on charged particles in p-Pb collisions at $\sqrt{s_{\text{NN}}} = 5.02$ TeV [44].

The ratio of the nuclear modification factor of electrons from heavy-flavour hadron decays in central collisions with respect to peripheral collisions was calculated as defined in eq. (1.3).

The advantage of measuring the Q_{CP} is that it has a smaller systematic uncertainty when compared to Q_{pPb} , since Q_{CP} does not depend on the pp reference. Also, some of the uncertainties are correlated for different centralities and they cancel when considering the ratios. Figure 8 shows the Q_{CP} of electrons from heavy-flavour hadron decays in p-Pb collisions at $\sqrt{s_{\text{NN}}} = 5.02$ TeV. The results are consistent with unity given the statistical and systematic uncertainties. A comparison of the electrons from heavy-flavour hadron decays and charged particles Q_{CP} is shown in figure 8. Within systematic uncertainties, the results are compatible and no conclusion about mass dependence can be obtained.

Since the Q_{CP} results are compatible with unity within systematic uncertainties, no modification of the spectra in central collisions with respect to peripheral collisions is

observed. This feature is an indication that CNM effects in the production of electrons from heavy-flavour hadron decays within the measured p_T interval are not centrality dependent.

Several previous measurements of light-particle production show that p-Pb collisions cannot be explained by an incoherent superposition of pp collisions, but show the presence of coherent and collective effects [65, 77–79]. For light flavours, there is an indication of Cronin enhancement in the results for central collisions, although the results are also compatible with unity, given the normalisation systematic uncertainty. Our measurements probed such effects in the heavy-flavour sector, showing that these effects are similar for all centralities within the uncertainties.

7 Summary

The p_T -differential cross sections of electrons from heavy-flavour hadron decays were measured up to 20 GeV/ c using EMCal triggered data, which extends the previously reported ALICE measurement [33]. It is found that the updated and extended measurement of the R_{pPb} is consistent with unity as observed in [33] and at the same time is still consistent with theoretical predictions including CNM effects and radial flow. The p_T -differential cross sections of electrons from heavy-flavour hadron decays were also measured in four multiplicity classes in p-Pb collisions at $\sqrt{s_{NN}} = 5.02$ TeV in the transverse momentum range $2 < p_T < 16$ GeV/ c at midrapidity. The TPC detector was used to measure the yield for $2 < p_T < 8$ GeV/ c and the combination of the TPC and the EMCal detectors were used for $8 < p_T < 16$ GeV/ c in EMCal triggered data set. The nuclear modification factor, Q_{pPb} , was evaluated for four multiplicity classes and the results are all consistent with unity. There is no indication of multiplicity dependence in the production of electrons from heavy-flavour decays in p-Pb collisions with respect to that of pp collisions at the same centre-of-mass energy. The Q_{cp} results are consistent with unity with smaller statistical and systematic uncertainties, showing that the production of electrons from heavy-flavour hadron decays is the same for central and peripheral collisions. The Q_{pPb} and Q_{cp} measurements suggest that there is no multiplicity dependence of the production of electrons from heavy-flavour hadron decays in p-Pb collisions at $\sqrt{s_{NN}} = 5.02$ TeV. Hence, their production is not affected by the number of charged particles produced in the collision. These results indicate that the suppression of the yield of heavy-flavour production in Pb-Pb collisions at high p_T is not an initial-state effect, but a final-state effect induced by the hot medium. They also indicate that the CNM effects on heavy-flavour production are negligible in both central and peripheral collisions at midrapidity.

Acknowledgments

The ALICE Collaboration would like to thank all its engineers and technicians for their invaluable contributions to the construction of the experiment and the CERN accelerator teams for the outstanding performance of the LHC complex. The ALICE Collaboration gratefully acknowledges the resources and support provided by all Grid centres and the

Worldwide LHC Computing Grid (WLCG) collaboration. The ALICE Collaboration acknowledges the following funding agencies for their support in building and running the ALICE detector: A. I. Alikhanyan National Science Laboratory (Yerevan Physics Institute) Foundation (ANSL), State Committee of Science and World Federation of Scientists (WFS), Armenia; Austrian Academy of Sciences, Austrian Science Fund (FWF): [M 2467-N36] and Nationalstiftung für Forschung, Technologie und Entwicklung, Austria; Ministry of Communications and High Technologies, National Nuclear Research Center, Azerbaijan; Conselho Nacional de Desenvolvimento Científico e Tecnológico (CNPq), Financiadora de Estudos e Projetos (Finep), Fundação de Amparo à Pesquisa do Estado de São Paulo (FAPESP) and Universidade Federal do Rio Grande do Sul (UFRGS), Brazil; Ministry of Education of China (MOEC), Ministry of Science & Technology of China (MSTC) and National Natural Science Foundation of China (NSFC), China; Ministry of Science and Education and Croatian Science Foundation, Croatia; Centro de Aplicaciones Tecnológicas y Desarrollo Nuclear (CEADEN), Cubaenergía, Cuba; Ministry of Education, Youth and Sports of the Czech Republic, Czech Republic; The Danish Council for Independent Research — Natural Sciences, the VILLUM FONDEN and Danish National Research Foundation (DNRF), Denmark; Helsinki Institute of Physics (HIP), Finland; Commissariat à l’Energie Atomique (CEA), Institut National de Physique Nucléaire et de Physique des Particules (IN2P3) and Centre National de la Recherche Scientifique (CNRS) and Région des Pays de la Loire, France; Bundesministerium für Bildung und Forschung (BMBF) and GSI Helmholtzzentrum für Schwerionenforschung GmbH, Germany; General Secretariat for Research and Technology, Ministry of Education, Research and Religions, Greece; National Research, Development and Innovation Office, Hungary; Department of Atomic Energy Government of India (DAE), Department of Science and Technology, Government of India (DST), University Grants Commission, Government of India (UGC) and Council of Scientific and Industrial Research (CSIR), India; Indonesian Institute of Science, Indonesia; Centro Fermi - Museo Storico della Fisica e Centro Studi e Ricerche Enrico Fermi and Istituto Nazionale di Fisica Nucleare (INFN), Italy; Institute for Innovative Science and Technology, Nagasaki Institute of Applied Science (IIST), Japanese Ministry of Education, Culture, Sports, Science and Technology (MEXT) and Japan Society for the Promotion of Science (JSPS) KAKENHI, Japan; Consejo Nacional de Ciencia (CONACYT) y Tecnología, through Fondo de Cooperación Internacional en Ciencia y Tecnología (FONCICYT) and Dirección General de Asuntos del Personal Académico (DGAPA), Mexico; Nederlandse Organisatie voor Wetenschappelijk Onderzoek (NWO), Netherlands; The Research Council of Norway, Norway; Commission on Science and Technology for Sustainable Development in the South (COMSATS), Pakistan; Pontificia Universidad Católica del Perú, Peru; Ministry of Science and Higher Education and National Science Centre, Poland; Korea Institute of Science and Technology Information and National Research Foundation of Korea (NRF), Republic of Korea; Ministry of Education and Scientific Research, Institute of Atomic Physics and Ministry of Research and Innovation and Institute of Atomic Physics, Romania; Joint Institute for Nuclear Research (JINR), Ministry of Education and Science of the Russian Federation, National Research Centre Kurchatov Institute, Russian Science Foundation and Russian Foundation for Basic Research, Russia; Ministry of Ed-

ucation, Science, Research and Sport of the Slovak Republic, Slovakia; National Research Foundation of South Africa, South Africa; Swedish Research Council (VR) and Knut & Alice Wallenberg Foundation (KAW), Sweden; European Organization for Nuclear Research, Switzerland; Suranaree University of Technology (SUT), National Science and Technology Development Agency (NSDTA) and Office of the Higher Education Commission under NRU project of Thailand, Thailand; Turkish Atomic Energy Agency (TAEK), Turkey; National Academy of Sciences of Ukraine, Ukraine; Science and Technology Facilities Council (STFC), United Kingdom; National Science Foundation of the United States of America (NSF) and United States Department of Energy, Office of Nuclear Physics (DOE NP), United States of America.

Open Access. This article is distributed under the terms of the Creative Commons Attribution License ([CC-BY 4.0](https://creativecommons.org/licenses/by/4.0/)), which permits any use, distribution and reproduction in any medium, provided the original author(s) and source are credited.

References

- [1] J.D. Bjorken, *Highly Relativistic Nucleus-Nucleus Collisions: The Central Rapidity Region*, *Phys. Rev. D* **27** (1983) 140 [[INSPIRE](#)].
- [2] F. Karsch, *Lattice QCD at high temperature and density*, *Lect. Notes Phys.* **583** (2002) 209 [[hep-lat/0106019](#)] [[INSPIRE](#)].
- [3] A. Andronic et al., *Heavy-flavour and quarkonium production in the LHC era: from proton-proton to heavy-ion collisions*, *Eur. Phys. J. C* **76** (2016) 107 [[arXiv:1506.03981](#)] [[INSPIRE](#)].
- [4] F.-M. Liu and S.-X. Liu, *quark-gluon plasma formation time and direct photons from heavy ion collisions*, *Phys. Rev. C* **89** (2014) 034906 [[arXiv:1212.6587](#)] [[INSPIRE](#)].
- [5] P. Braun-Munzinger, *Quarkonium production in ultra-relativistic nuclear collisions: Suppression versus enhancement*, *J. Phys. G* **34** (2007) S471 [[nucl-th/0701093](#)] [[INSPIRE](#)].
- [6] R. Baier, Y.L. Dokshitzer, A.H. Mueller, S. Peigne and D. Schiff, *Radiative energy loss of high-energy quarks and gluons in a finite volume quark-gluon plasma*, *Nucl. Phys. B* **483** (1997) 291 [[hep-ph/9607355](#)] [[INSPIRE](#)].
- [7] S. Wicks, W. Horowitz, M. Djordjevic and M. Gyulassy, *Heavy quark jet quenching with collisional plus radiative energy loss and path length fluctuations*, *Nucl. Phys. A* **783** (2007) 493 [[nucl-th/0701063](#)] [[INSPIRE](#)].
- [8] E. Braaten and M.H. Thoma, *Energy loss of a heavy fermion in a hot plasma*, *Phys. Rev. D* **44** (1991) 1298 [[INSPIRE](#)].
- [9] M.L. Miller, K. Reygers, S.J. Sanders and P. Steinberg, *Glauber modeling in high energy nuclear collisions*, *Ann. Rev. Nucl. Part. Sci.* **57** (2007) 205 [[nucl-ex/0701025](#)] [[INSPIRE](#)].
- [10] C. Loizides, J. Kamin and D. d’Enterria, *Improved Monte Carlo Glauber predictions at present and future nuclear colliders*, *Phys. Rev. C* **97** (2018) 054910 [[arXiv:1710.07098](#)] [[INSPIRE](#)].

- [11] STAR collaboration, *Observation of D^0 Meson Nuclear Modifications in Au+Au Collisions at $\sqrt{s_{NN}} = 200$ GeV*, *Phys. Rev. Lett.* **113** (2014) 142301 [Erratum *ibid.* **121** (2018) 229901] [[arXiv:1404.6185](#)] [INSPIRE].
- [12] STAR collaboration, *Transverse momentum and centrality dependence of high- p_T non-photonic electron suppression in Au+Au collisions at $\sqrt{s_{NN}} = 200$ GeV*, *Phys. Rev. Lett.* **98** (2007) 192301 [Erratum *ibid.* **106** (2011) 159902] [[nucl-ex/0607012](#)] [INSPIRE].
- [13] PHENIX collaboration, *Heavy Quark Production in $p + p$ and Energy Loss and Flow of Heavy Quarks in Au+Au Collisions at $\sqrt{s_{NN}} = 200$ GeV*, *Phys. Rev. C* **84** (2011) 044905 [[arXiv:1005.1627](#)] [INSPIRE].
- [14] ALICE collaboration, *Production of muons from heavy flavour decays at forward rapidity in pp and $Pb-Pb$ collisions at $\sqrt{s_{NN}} = 2.76$ TeV*, *Phys. Rev. Lett.* **109** (2012) 112301 [[arXiv:1205.6443](#)] [INSPIRE].
- [15] CMS collaboration, *Suppression of non-prompt J/ψ , prompt J/ψ and $Y(1S)$ in $PbPb$ collisions at $\sqrt{s_{NN}} = 2.76$ TeV*, *JHEP* **05** (2012) 063 [[arXiv:1201.5069](#)] [INSPIRE].
- [16] ALICE collaboration, *Inclusive, prompt and non-prompt J/ψ production at mid-rapidity in $Pb-Pb$ collisions at $\sqrt{s_{NN}} = 2.76$ TeV*, *JHEP* **07** (2015) 051 [[arXiv:1504.07151](#)] [INSPIRE].
- [17] ALICE collaboration, *Centrality dependence of high- p_T D meson suppression in $Pb-Pb$ collisions at $\sqrt{s_{NN}} = 2.76$ TeV*, *JHEP* **11** (2015) 205 [[arXiv:1506.06604](#)] [INSPIRE].
- [18] ALICE collaboration, *Measurement of the production of high- p_T electrons from heavy-flavour hadron decays in $Pb-Pb$ collisions at $\sqrt{s_{NN}} = 2.76$ TeV*, *Phys. Lett. B* **771** (2017) 467 [[arXiv:1609.07104](#)] [INSPIRE].
- [19] ATLAS collaboration, *Measurement of the suppression and azimuthal anisotropy of muons from heavy-flavor decays in $Pb+Pb$ collisions at $\sqrt{s_{NN}} = 2.76$ TeV with the ATLAS detector*, *Phys. Rev. C* **98** (2018) 044905 [[arXiv:1805.05220](#)] [INSPIRE].
- [20] ALICE collaboration, *Measurement of D^0 , D^+ , D^{*+} and D_s^+ production in $Pb-Pb$ collisions at $\sqrt{s_{NN}} = 5.02$ TeV*, *JHEP* **10** (2018) 174 [[arXiv:1804.09083](#)] [INSPIRE].
- [21] CMS collaboration, *Evidence of b -Jet Quenching in $PbPb$ Collisions at $\sqrt{s_{NN}} = 2.76$ TeV*, *Phys. Rev. Lett.* **113** (2014) 132301 [Erratum *ibid.* **115** (2015) 029903] [[arXiv:1312.4198](#)] [INSPIRE].
- [22] K.J. Eskola, H. Paukkunen and C.A. Salgado, *EPS09: A New Generation of NLO and LO Nuclear Parton Distribution Functions*, *JHEP* **04** (2009) 065 [[arXiv:0902.4154](#)] [INSPIRE].
- [23] I. Helenius, K.J. Eskola, H. Honkanen and C.A. Salgado, *Impact-Parameter Dependent Nuclear Parton Distribution Functions: EPS09s and EKS98s and Their Applications in Nuclear Hard Processes*, *JHEP* **07** (2012) 073 [[arXiv:1205.5359](#)] [INSPIRE].
- [24] H. Fujii and K. Watanabe, *Heavy quark pair production in high energy pA collisions: Open heavy flavors*, *Nucl. Phys. A* **920** (2013) 78 [[arXiv:1308.1258](#)] [INSPIRE].
- [25] J.L. Albacete, A. Dumitru, H. Fujii and Y. Nara, *CGC predictions for $p + Pb$ collisions at the LHC*, *Nucl. Phys. A* **897** (2013) 1 [[arXiv:1209.2001](#)] [INSPIRE].
- [26] M. Lev and B. Petersson, *Nuclear Effects at Large Transverse Momentum in a QCD Parton Model*, *Z. Phys. C* **21** (1983) 155 [INSPIRE].
- [27] X.-N. Wang, *Systematic study of high p_T hadron spectra in pp , pA and AA collisions from SPS to RHIC energies*, *Phys. Rev. C* **61** (2000) 064910 [[nucl-th/9812021](#)] [INSPIRE].

- [28] B.Z. Kopeliovich, J. Nemchik, A. Schafer and A.V. Tarasov, *Cronin effect in hadron production off nuclei*, *Phys. Rev. Lett.* **88** (2002) 232303 [[hep-ph/0201010](#)] [[INSPIRE](#)].
- [29] I. Vitev, *Non-Abelian energy loss in cold nuclear matter*, *Phys. Rev. C* **75** (2007) 064906 [[hep-ph/0703002](#)] [[INSPIRE](#)].
- [30] F. Arleo, S. Peigne and T. Sami, *Revisiting scaling properties of medium-induced gluon radiation*, *Phys. Rev. D* **83** (2011) 114036 [[arXiv:1006.0818](#)] [[INSPIRE](#)].
- [31] ALICE collaboration, *Measurement of prompt D-meson production in p – Pb collisions at $\sqrt{s_{NN}} = 5.02$ TeV*, *Phys. Rev. Lett.* **113** (2014) 232301 [[arXiv:1405.3452](#)] [[INSPIRE](#)].
- [32] ALICE collaboration, *Measurement of prompt D^0 , D^+ , D^{*+} and D_S^+ production in p-Pb collisions at $\sqrt{s_{NN}} = 5.02$ TeV*, *JHEP* **12** (2019) 092 [[arXiv:1906.03425](#)] [[INSPIRE](#)].
- [33] ALICE collaboration, *Measurement of electrons from heavy-flavour hadron decays in p-Pb collisions at $\sqrt{s_{NN}} = 5.02$ TeV*, *Phys. Lett. B* **754** (2016) 81 [[arXiv:1509.07491](#)] [[INSPIRE](#)].
- [34] CMS collaboration, *Study of B Meson Production in p+Pb Collisions at $\sqrt{s_{NN}} = 5.02$ TeV Using Exclusive Hadronic Decays*, *Phys. Rev. Lett.* **116** (2016) 032301 [[arXiv:1508.06678](#)] [[INSPIRE](#)].
- [35] CMS collaboration, *Transverse momentum spectra of inclusive b jets in pPb collisions at $\sqrt{s_{NN}} = 5.02$ TeV*, *Phys. Lett. B* **754** (2016) 59 [[arXiv:1510.03373](#)] [[INSPIRE](#)].
- [36] ALICE collaboration, *Production of muons from heavy-flavour hadron decays in p-Pb collisions at $\sqrt{s_{NN}} = 5.02$ TeV*, *Phys. Lett. B* **770** (2017) 459 [[arXiv:1702.01479](#)] [[INSPIRE](#)].
- [37] PHENIX collaboration, *Cold-Nuclear-Matter Effects on Heavy-Quark Production at Forward and Backward Rapidity in d+Au Collisions at $\sqrt{s_{NN}} = 200$ GeV*, *Phys. Rev. Lett.* **112** (2014) 252301 [[arXiv:1310.1005](#)] [[INSPIRE](#)].
- [38] LHCb collaboration, *Study of cold nuclear matter effects using prompt D^0 meson production in pPb collisions at LHCb*, LHCb-CONF-2016-003 (2016).
- [39] Z.-B. Kang, I. Vitev, E. Wang, H. Xing and C. Zhang, *Multiple scattering effects on heavy meson production in p+A collisions at backward rapidity*, *Phys. Lett. B* **740** (2015) 23 [[arXiv:1409.2494](#)] [[INSPIRE](#)].
- [40] PHENIX collaboration, *Cold-nuclear-matter effects on heavy-quark production in d+Au collisions at $\sqrt{s_{NN}} = 200$ GeV*, *Phys. Rev. Lett.* **109** (2012) 242301 [[arXiv:1208.1293](#)] [[INSPIRE](#)].
- [41] A.M. Sickles, *Possible Evidence for Radial Flow of Heavy Mesons in d+Au Collisions*, *Phys. Lett. B* **731** (2014) 51 [[arXiv:1309.6924](#)] [[INSPIRE](#)].
- [42] ALICE collaboration, *Azimuthal anisotropy of heavy-flavour decay electrons in p-Pb collisions at $\sqrt{s_{NN}} = 5.02$ TeV*, *Phys. Rev. Lett.* **122** (2019) 072301 [CERN-EP-2018-119] (2018).
- [43] ALICE collaboration, *Forward-central two-particle correlations in p-Pb collisions at $\sqrt{s_{NN}} = 5.02$ TeV*, *Phys. Lett. B* **753** (2016) 126 [[arXiv:1506.08032](#)] [[INSPIRE](#)].
- [44] ALICE collaboration, *Centrality dependence of particle production in p-Pb collisions at $\sqrt{s_{NN}} = 5.02$ TeV*, *Phys. Rev. C* **91** (2015) 064905 [[arXiv:1412.6828](#)] [[INSPIRE](#)].
- [45] ALICE collaboration, *Measurement of D-meson production versus multiplicity in p-Pb collisions at $\sqrt{s_{NN}} = 5.02$ TeV*, *JHEP* **08** (2016) 078 [[arXiv:1602.07240](#)] [[INSPIRE](#)].

- [46] ALICE collaboration, *Measurement of electrons from beauty hadron decays in pp collisions at $\sqrt{s} = 7$ TeV*, *Phys. Lett. B* **721** (2013) 13 [Erratum *ibid.* **B 763** (2016) 507] [[arXiv:1208.1902](#)] [[INSPIRE](#)].
- [47] L. Evans and P. Bryant, *LHC Machine*, 2008 *JINST* **3** S08001 [[INSPIRE](#)].
- [48] ALICE collaboration, *The ALICE experiment at the CERN LHC*, 2008 *JINST* **3** S08002 [[INSPIRE](#)].
- [49] ALICE collaboration, *Performance of the ALICE Experiment at the CERN LHC*, *Int. J. Mod. Phys. A* **29** (2014) 1430044 [[arXiv:1402.4476](#)] [[INSPIRE](#)].
- [50] ALICE collaboration, *Alignment of the ALICE Inner Tracking System with cosmic-ray tracks*, 2010 *JINST* **5** P03003 [[arXiv:1001.0502](#)] [[INSPIRE](#)].
- [51] J. Alme et al., *The ALICE TPC, a large 3-dimensional tracking device with fast readout for ultra-high multiplicity events*, *Nucl. Instrum. Meth. A* **622** (2010) 316 [[arXiv:1001.1950](#)] [[INSPIRE](#)].
- [52] ALICE collaboration, *Neutral pion and η meson production in p-Pb collisions at $\sqrt{s_{NN}} = 5.02$ TeV*, *Eur. Phys. J. C* **78** (2018) 624 [[arXiv:1801.07051](#)] [[INSPIRE](#)].
- [53] ALICE collaboration, *ALICE Electromagnetic Calorimeter Technical Design Report*, CERN-LHCC-2008-014 (2008).
- [54] ALICE collaboration, *Performance of the ALICE VZERO system*, 2013 *JINST* **8** P10016 [[arXiv:1306.3130](#)] [[INSPIRE](#)].
- [55] C. Oppedisano et al., *Physics performance of the ALICE zero degree calorimeter*, *Nucl. Phys. Proc. Suppl.* **197** (2009) 206 [[INSPIRE](#)].
- [56] O. Bourrion, R. Guernane, B. Boyer, J.L. Bouly and G. Marcotte, *Level-1 jet trigger hardware for the ALICE electromagnetic calorimeter at LHC*, 2010 *JINST* **5** C12048 [[arXiv:1010.2670](#)] [[INSPIRE](#)].
- [57] ALICE EMCAL collaboration, *The ALICE EMCAL L1 trigger first year of operation experience*, 2013 *JINST* **8** C01013 [[arXiv:1210.8078](#)] [[INSPIRE](#)].
- [58] ALICE collaboration, *Centrality determination using the Glauber model in Xe-Xe collisions at $\sqrt{s_{NN}} = 5.44$ TeV*, ALICE-PUBLIC-2018-003 (2018).
- [59] ALICE collaboration, *Centrality determination in heavy ion collisions*, ALICE-PUBLIC-2018-011 (2018).
- [60] ALICE collaboration, *Measurement of electrons from semileptonic heavy-flavor hadron decays in pp collisions at $\sqrt{s} = 2.76$ TeV*, *Phys. Rev. D* **91** (2015) 012001 [[arXiv:1405.4117](#)] [[INSPIRE](#)].
- [61] ALICE collaboration, *Measurement of electrons from semileptonic heavy-flavour hadron decays in pp collisions at $\sqrt{s} = 7$ TeV*, *Phys. Rev. D* **86** (2012) 112007 [[arXiv:1205.5423](#)] [[INSPIRE](#)].
- [62] M. Gyulassy and X.-N. Wang, *HIJING 1.0: A Monte Carlo program for parton and particle production in high-energy hadronic and nuclear collisions*, *Comput. Phys. Commun.* **83** (1994) 307 [[nucl-th/9502021](#)] [[INSPIRE](#)].
- [63] T. Sjöstrand, S. Mrenna and P.Z. Skands, *PYTHIA 6.4 Physics and Manual*, *JHEP* **05** (2006) 026 [[hep-ph/0603175](#)] [[INSPIRE](#)].

- [64] P.Z. Skands, *Tuning Monte Carlo Generators: The Perugia Tunes*, *Phys. Rev. D* **82** (2010) 074018 [[arXiv:1005.3457](#)] [[INSPIRE](#)].
- [65] ALICE collaboration, *Multiplicity Dependence of Pion, Kaon, Proton and Lambda Production in p-Pb Collisions at $\sqrt{s_{NN}} = 5.02$ TeV*, *Phys. Lett. B* **728** (2014) 25 [[arXiv:1307.6796](#)] [[INSPIRE](#)].
- [66] ALICE collaboration, *Multiplicity dependence of charged pion, kaon and (anti)proton production at large transverse momentum in p-Pb collisions at $\sqrt{s_{NN}} = 5.02$ TeV*, *Phys. Lett. B* **760** (2016) 720 [[arXiv:1601.03658](#)] [[INSPIRE](#)].
- [67] ALICE collaboration, *Measurement of visible cross sections in proton-lead collisions at $\sqrt{s_{NN}} = 5.02$ TeV in van der Meer scans with the ALICE detector*, *2014 JINST* **9** P11003 [[arXiv:1405.1849](#)] [[INSPIRE](#)].
- [68] G. D'Agostini, *Bayesian reasoning in high-energy physics: Principles and applications*, CERN-99-03, CERN-YELLOW-99-03 (1999).
- [69] J.F. Grosse-Oetringhaus, *Measurement of the Charged-Particle Multiplicity in Proton-Proton Collisions with the ALICE Detector*, Ph.D. Thesis, Wilhelms-Universität Münster, Münster Germany (2009) CERN-THESIS-2009-033, <https://inspirehep.net/record/887184/files/CERN-THESIS-2009-033.pdf>.
- [70] ALICE collaboration, *Transverse momentum dependence of inclusive primary charged-particle production in p-Pb collisions at $\sqrt{s_{NN}} = 5.02$ TeV*, *Eur. Phys. J. C* **74** (2014) 3054 [[arXiv:1405.2737](#)] [[INSPIRE](#)].
- [71] ALICE collaboration, *Measurement of electrons from semileptonic heavy-flavour hadron decays at midrapidity in pp and Pb-Pb collisions at $\sqrt{s_{NN}} = 5.02$ TeV*, [arXiv:1910.09110](#) [[INSPIRE](#)].
- [72] ATLAS collaboration, *Measurements of the electron and muon inclusive cross-sections in proton-proton collisions at $\sqrt{s} = 7$ TeV with the ATLAS detector*, *Phys. Lett. B* **707** (2012) 438 [[arXiv:1109.0525](#)] [[INSPIRE](#)].
- [73] M. Cacciari, M. Greco and P. Nason, *The p_T spectrum in heavy flavor hadroproduction*, *JHEP* **05** (1998) 007 [[hep-ph/9803400](#)] [[INSPIRE](#)].
- [74] M. Cacciari, S. Frixione and P. Nason, *The p_T spectrum in heavy flavor photoproduction*, *JHEP* **03** (2001) 006 [[hep-ph/0102134](#)] [[INSPIRE](#)].
- [75] M. Cacciari, S. Frixione, N. Houdeau, M.L. Mangano, P. Nason and G. Ridolfi, *Theoretical predictions for charm and bottom production at the LHC*, *JHEP* **10** (2012) 137 [[arXiv:1205.6344](#)] [[INSPIRE](#)].
- [76] R. Sharma, I. Vitev and B.-W. Zhang, *Light-cone wave function approach to open heavy flavor dynamics in QCD matter*, *Phys. Rev. C* **80** (2009) 054902 [[arXiv:0904.0032](#)] [[INSPIRE](#)].
- [77] ALICE collaboration, *Long-range angular correlations on the near and away side in p-Pb collisions at $\sqrt{s_{NN}} = 5.02$ TeV*, *Phys. Lett. B* **719** (2013) 29 [[arXiv:1212.2001](#)] [[INSPIRE](#)].
- [78] ALICE collaboration, *Multiplicity dependence of the average transverse momentum in pp, p-Pb and Pb-Pb collisions at the LHC*, *Phys. Lett. B* **727** (2013) 371 [[arXiv:1307.1094](#)] [[INSPIRE](#)].
- [79] ALICE collaboration, *Long-range angular correlations of π , K and p in p-Pb collisions at $\sqrt{s_{NN}} = 5.02$ TeV*, *Phys. Lett. B* **726** (2013) 164 [[arXiv:1307.3237](#)] [[INSPIRE](#)].

The ALICE collaboration

S. Acharya¹⁴¹, D. Adamová⁹³, S.P. Adhya¹⁴¹, A. Adler⁷⁴, J. Adolfsson⁸⁰, M.M. Aggarwal⁹⁸, G. Aglieri Rinella³⁴, M. Agnello³¹, N. Agrawal¹⁰, Z. Ahammed¹⁴¹, S. Ahmad¹⁷, S.U. Ahn⁷⁶, S. Aiola¹⁴⁶, A. Akindinov⁶⁴, M. Al-Turany¹⁰⁵, S.N. Alam¹⁴¹, D.S.D. Albuquerque¹²², D. Aleksandrov⁸⁷, B. Alessandro⁵⁸, H.M. Alfanda⁶, R. Alfaro Molina⁷², B. Ali¹⁷, Y. Ali¹⁵, A. Alici^{10,53,27}, A. Alkin², J. Alme²², T. Alt⁶⁹, L. Altenkamper²², I. Altsybeev¹¹², M.N. Anaam⁶, C. Andrei⁴⁷, D. Andreou³⁴, H.A. Andrews¹⁰⁹, A. Andronic¹⁴⁴, M. Angeletti³⁴, V. Angelov¹⁰², C. Anson¹⁶, T. Antičić¹⁰⁶, F. Antinori⁵⁶, P. Antonioli⁵³, R. Anwar¹²⁶, N. Apadula⁷⁹, L. Aphecetche¹¹⁴, H. Appelshäuser⁶⁹, S. Arcelli²⁷, R. Arnaldi⁵⁸, M. Arratia⁷⁹, I.C. Arsene²¹, M. Arslanovic¹⁰², A. Augustinus³⁴, R. Averbach¹⁰⁵, S. Aziz⁶¹, M.D. Azmi¹⁷, A. Badalà⁵⁵, Y.W. Baek⁴⁰, S. Bagnasco⁵⁸, R. Bailhache⁶⁹, R. Bala⁹⁹, A. Baldisseri¹³⁷, M. Ball⁴², R.C. Baral⁸⁵, R. Barbera²⁸, L. Barioglio²⁶, G.G. Barnaföldi¹⁴⁵, L.S. Barnby⁹², V. Barret¹³⁴, P. Bartalini⁶, K. Barth³⁴, E. Bartsch⁶⁹, F. Baruffaldi²⁹, N. Bastid¹³⁴, S. Basu¹⁴³, G. Batigne¹¹⁴, B. Batyunya⁷⁵, P.C. Batzing²¹, D. Bauri⁴⁸, J.L. Bazo Alba¹¹⁰, I.G. Bearden⁸⁸, C. Bedda⁶³, N.K. Behera⁶⁰, I. Belikov¹³⁶, F. Bellini³⁴, R. Bellwied¹²⁶, V. Belyaev⁹¹, G. Bencedi¹⁴⁵, S. Beole²⁶, A. Bercuci⁴⁷, Y. Berdnikov⁹⁶, D. Berenyi¹⁴⁵, R.A. Bertens¹³⁰, D. Berzano⁵⁸, L. Betev³⁴, A. Bhasin⁹⁹, I.R. Bhat⁹⁹, H. Bhatt⁴⁸, B. Bhattacharjee⁴¹, A. Bianchi²⁶, L. Bianchi^{126,26}, N. Bianchi⁵¹, J. Bielčik³⁷, J. Bielčiková⁹³, A. Bilandzic^{103,117}, G. Biro¹⁴⁵, R. Biswas³, S. Biswas³, J.T. Blair¹¹⁹, D. Blau⁸⁷, C. Blume⁶⁹, G. Boca¹³⁹, F. Bock^{34,94}, A. Bogdanov⁹¹, L. Boldizsár¹⁴⁵, A. Bolozdynya⁹¹, M. Bombara³⁸, G. Bonomi¹⁴⁰, M. Bonora³⁴, H. Borel¹³⁷, A. Borissov^{144,91}, M. Borri¹²⁸, H. Bossi¹⁴⁶, E. Botta²⁶, C. Bourjau⁸⁸, L. Bratrud⁶⁹, P. Braun-Munzinger¹⁰⁵, M. Bregant¹²¹, T.A. Broker⁶⁹, M. Broz³⁷, E.J. Brucken⁴³, E. Bruna⁵⁸, G.E. Bruno^{33,104}, M.D. Buckland¹²⁸, D. Budnikov¹⁰⁷, H. Buesching⁶⁹, S. Bufalino³¹, O. Bugnon¹¹⁴, P. Buhler¹¹³, P. Buncic³⁴, O. Busch^{133,i}, Z. Buthelezi⁷³, J.B. Butt¹⁵, J.T. Buxton⁹⁵, D. Caffarri⁸⁹, A. Caliva¹⁰⁵, E. Calvo Villar¹¹⁰, R.S. Camacho⁴⁴, P. Camerini²⁵, A.A. Capon¹¹³, F. Carnesecchi¹⁰, J. Castillo Castellanos¹³⁷, A.J. Castro¹³⁰, E.A.R. Casula⁵⁴, F. Catalano³¹, C. Ceballos Sanchez⁵², P. Chakraborty⁴⁸, S. Chandra¹⁴¹, B. Chang¹²⁷, W. Chang⁶, S. Chapeland³⁴, M. Chartier¹²⁸, S. Chattopadhyay¹⁴¹, S. Chattopadhyay¹⁰⁸, A. Chauvin²⁴, C. Cheshkov¹³⁵, B. Cheynis¹³⁵, V. Chibante Barroso³⁴, D.D. Chinellato¹²², S. Cho⁶⁰, P. Chochula³⁴, T. Chowdhury¹³⁴, P. Christakoglou⁸⁹, C.H. Christensen⁸⁸, P. Christiansen⁸⁰, T. Chujo¹³³, C. Cicalo⁵⁴, L. Cifarelli^{10,27}, F. Cindolo⁵³, J. Cleymans¹²⁵, F. Colamaria⁵², D. Colella⁵², A. Collu⁷⁹, M. Colocci²⁷, M. Concas^{58,ii}, G. Conesa Balbastre⁷⁸, Z. Conesa del Valle⁶¹, G. Contin¹²⁸, J.G. Contreras³⁷, T.M. Cormier⁹⁴, Y. Corrales Morales^{26,58}, P. Cortese³², M.R. Cosentino¹²³, F. Costa³⁴, S. Costanza¹³⁹, J. Crković⁶¹, P. Crochet¹³⁴, E. Cuautle⁷⁰, L. Cunqueiro⁹⁴, D. Dabrowski¹⁴², T. Dahms^{103,117}, A. Dainese⁵⁶, F.P.A. Damas^{137,114}, S. Dani⁶⁶, M.C. Danisch¹⁰², A. Danu⁶⁸, D. Das¹⁰⁸, I. Das¹⁰⁸, S. Das³, A. Dash⁸⁵, S. Dash⁴⁸, A. Dashi¹⁰³, S. De^{85,49}, A. De Caro³⁰, G. de Cataldo⁵², C. de Conti¹²¹, J. de Cuveland³⁹, A. De Falco²⁴, D. De Gruttola¹⁰, N. De Marco⁵⁸, S. De Pasquale³⁰, R.D. De Souza¹²², S. Deb⁴⁹, H.F. Degenhardt¹²¹, A. Deisting^{102,105}, K.R. Deja¹⁴², A. Deloff⁸⁴, S. Delsanto^{131,26}, P. Dhankher⁴⁸, D. Di Bari³³, A. Di Mauro³⁴, R.A. Diaz⁸, T. Dietel¹²⁵, P. Dillenseger⁶⁹, Y. Ding⁶, R. Divià³⁴, Ø. Djuvsland²², U. Dmitrieva⁶², A. Dobrin^{34,68}, B. Dönigus⁶⁹, O. Dordic²¹, A.K. Dubey¹⁴¹, A. Dubla¹⁰⁵, S. Dudi⁹⁸, A.K. Duggal⁹⁸, M. Dukhishyam⁸⁵, P. Dupieux¹³⁴, R.J. Ehlers¹⁴⁶, D. Elia⁵², H. Engel⁷⁴, E. Eppe¹⁴⁶, B. Erazmus¹¹⁴, F. Erhardt⁹⁷, A. Erokhin¹¹², M.R. Ersdal²², B. Espagnon⁶¹, G. Eulisse³⁴, J. Eum¹⁸, D. Evans¹⁰⁹, S. Evdokimov⁹⁰, L. Fabbietti^{117,103}, M. Faggin²⁹, J. Faivre⁷⁸, A. Fantoni⁵¹, M. Fasel⁹⁴, P. Fedichio³¹, L. Feldkamp¹⁴⁴, A. Feliciello⁵⁸, G. Feofilov¹¹², A. Fernández Téllez⁴⁴, A. Ferrero¹³⁷, A. Ferretti²⁶, A. Festanti³⁴, V.J.G. Feuillard¹⁰², J. Figiel¹¹⁸, S. Filchagin¹⁰⁷, D. Finogeev⁶², F.M. Fionda²², G. Fiorenza⁵², F. Flor¹²⁶, S. Foertsch⁷³,

P. Foka¹⁰⁵, S. Fokin⁸⁷, E. Fragiaco⁵⁹, A. Francisco¹¹⁴, U. Frankenfeld¹⁰⁵, G.G. Fronze²⁶, U. Fuchs³⁴, C. Furget⁷⁸, A. Furs⁶², M. Fusco Girard³⁰, J.J. Gaardhøje⁸⁸, M. Gagliardi²⁶, A.M. Gago¹¹⁰, A. Gal¹³⁶, C.D. Galvan¹²⁰, P. Ganoti⁸³, C. Garabatos¹⁰⁵, E. Garcia-Solis¹¹, K. Garg²⁸, C. Gargiulo³⁴, K. Garner¹⁴⁴, P. Gasik^{103,117}, E.F. Gauger¹¹⁹, M.B. Gay Ducati⁷¹, M. Germain¹¹⁴, J. Ghosh¹⁰⁸, P. Ghosh¹⁴¹, S.K. Ghosh³, P. Gianotti⁵¹, P. Giubellino^{105,58}, P. Giubilato²⁹, P. Glässel¹⁰², D.M. Gómez Coral⁷², A. Gomez Ramirez⁷⁴, V. Gonzalez¹⁰⁵, P. González-Zamora⁴⁴, S. Gorbunov³⁹, L. Görlich¹¹⁸, S. Gotovac³⁵, V. Grabski⁷², L.K. Graczykowski¹⁴², K.L. Graham¹⁰⁹, L. Greiner⁷⁹, A. Grelli⁶³, C. Grigoras³⁴, V. Grigoriev⁹¹, A. Grigoryan¹, S. Grigoryan⁷⁵, O.S. Groettvik²², J.M. Gronefeld¹⁰⁵, F. Grosa³¹, J.F. Grosse-Oetringhaus³⁴, R. Grosso¹⁰⁵, R. Guernane⁷⁸, B. Guerzoni²⁷, M. Guittiere¹¹⁴, K. Gulbrandsen⁸⁸, T. Gunji¹³², A. Gupta⁹⁹, R. Gupta⁹⁹, I.B. Guzman⁴⁴, R. Haake^{146,34}, M.K. Habib¹⁰⁵, C. Hadjidakis⁶¹, H. Hamagaki⁸¹, G. Hamar¹⁴⁵, M. Hamid⁶, J.C. Hamon¹³⁶, R. Hannigan¹¹⁹, M.R. Haque⁶³, A. Harlenderova¹⁰⁵, J.W. Harris¹⁴⁶, A. Harton¹¹, H. Hassan⁷⁸, D. Hatzifotiadou^{10,53}, P. Hauer⁴², S. Hayashi¹³², S.T. Heckel⁶⁹, E. Hellbär⁶⁹, H. Helstrup³⁶, A. Herghelegiu⁴⁷, E.G. Hernandez⁴⁴, G. Herrera Corral⁹, F. Herrmann¹⁴⁴, K.F. Hetland³⁶, T.E. Hilden⁴³, H. Hillemanns³⁴, C. Hills¹²⁸, B. Hippolyte¹³⁶, B. Hohlweger¹⁰³, D. Horak³⁷, S. Hornung¹⁰⁵, R. Hosokawa¹³³, P. Hristov³⁴, C. Huang⁶¹, C. Hughes¹³⁰, P. Huhn⁶⁹, T.J. Humanic⁹⁵, H. Hushnud¹⁰⁸, L.A. Husova¹⁴⁴, N. Hussain⁴¹, S.A. Hussain¹⁵, T. Hussain¹⁷, D. Hutter³⁹, D.S. Hwang¹⁹, J.P. Iddon¹²⁸, R. Ilkaev¹⁰⁷, M. Inaba¹³³, M. Ippolitov⁸⁷, M.S. Islam¹⁰⁸, M. Ivanov¹⁰⁵, V. Ivanov⁹⁶, V. Izucheev⁹⁰, B. Jacak⁷⁹, N. Jacazio²⁷, P.M. Jacobs⁷⁹, M.B. Jadhav⁴⁸, S. Jadlovská¹¹⁶, J. Jadlovsky¹¹⁶, S. Jaelani⁶³, C. Jahnke¹²¹, M.J. Jakubowska¹⁴², M.A. Janik¹⁴², M. Jercic⁹⁷, O. Jevons¹⁰⁹, R.T. Jimenez Bustamante¹⁰⁵, M. Jin¹²⁶, F. Jonas^{94,144}, P.G. Jones¹⁰⁹, J. Jung⁶⁹, M. Jung⁶⁹, A. Jusko¹⁰⁹, P. Kalinak⁶⁵, A. Kalweit³⁴, J.H. Kang¹⁴⁷, V. Kaplin⁹¹, S. Kar⁶, A. Karasu Uysal⁷⁷, O. Karavichev⁶², T. Karavicheva⁶², P. Karczmarczyk³⁴, E. Karpechev⁶², U. Keschull⁷⁴, R. Keidel⁴⁶, M. Keil³⁴, B. Ketzer⁴², Z. Khabanova⁸⁹, A.M. Khan⁶, S. Khan¹⁷, S.A. Khan¹⁴¹, A. Khanzadeev⁹⁶, Y. Kharlov⁹⁰, A. Khatun¹⁷, A. Khuntia^{118,49}, B. Kileng³⁶, B. Kim⁶⁰, B. Kim¹³³, D. Kim¹⁴⁷, D.J. Kim¹²⁷, E.J. Kim¹³, H. Kim¹⁴⁷, J.S. Kim⁴⁰, J. Kim¹⁰², J. Kim¹⁴⁷, J. Kim¹³, M. Kim¹⁰², S. Kim¹⁹, T. Kim¹⁴⁷, T. Kim¹⁴⁷, K. Kindra⁹⁸, S. Kirsch³⁹, I. Kisel³⁹, S. Kiselev⁶⁴, A. Kisiel¹⁴², J.L. Klay⁵, C. Klein⁶⁹, J. Klein⁵⁸, S. Klein⁷⁹, C. Klein-Bösing¹⁴⁴, S. Klewin¹⁰², A. Kluge³⁴, M.L. Knichel³⁴, A.G. Knospe¹²⁶, C. Kobdaj¹¹⁵, M.K. Köhler¹⁰², T. Kollegger¹⁰⁵, A. Kondratyev⁷⁵, N. Kondratyeva⁹¹, E. Kondratyuk⁹⁰, P.J. Konopka³⁴, L. Koska¹¹⁶, O. Kovalenko⁸⁴, V. Kovalenko¹¹², M. Kowalski¹¹⁸, I. Králik⁶⁵, A. Kravčáková³⁸, L. Kreis¹⁰⁵, M. Krivda^{65,109}, F. Krizek⁹³, K. Krizkova Gajdosova³⁷, M. Krüger⁶⁹, E. Kryshen⁹⁶, M. Krzewicki³⁹, A.M. Kubera⁹⁵, V. Kučera⁶⁰, C. Kuhn¹³⁶, P.G. Kuijser⁸⁹, L. Kumar⁹⁸, S. Kumar⁴⁸, S. Kundu⁸⁵, P. Kurashvili⁸⁴, A. Kurepin⁶², A.B. Kurepin⁶², S. Kushpil⁹³, J. Kvapil¹⁰⁹, M.J. Kweon⁶⁰, Y. Kwon¹⁴⁷, S.L. La Pointe³⁹, P. La Rocca²⁸, Y.S. Lai⁷⁹, R. Langoy¹²⁴, K. Lapidus^{146,34}, A. Lardeux²¹, P. Larionov⁵¹, E. Laudi³⁴, R. Lavicka³⁷, T. Lazareva¹¹², R. Lea²⁵, L. Leardini¹⁰², S. Lee¹⁴⁷, F. Lehas⁸⁹, S. Lehner¹¹³, J. Lehrbach³⁹, R.C. Lemmon⁹², I. León Monzón¹²⁰, E.D. Lesser²⁰, M. Lettrich³⁴, P. Lévai¹⁴⁵, X. Li¹², X.L. Li⁶, J. Lien¹²⁴, R. Lietava¹⁰⁹, B. Lim¹⁸, S. Lindal²¹, V. Lindenstruth³⁹, S.W. Lindsay¹²⁸, C. Lippmann¹⁰⁵, M.A. Lisa⁹⁵, V. Litichevskiy⁴³, A. Liu⁷⁹, S. Liu⁹⁵, H.M. Ljunggren⁸⁰, W.J. Llope¹⁴³, I.M. Lofnes²², V. Loginov⁹¹, C. Loizides⁹⁴, P. Loncar³⁵, X. Lopez¹³⁴, E. López Torres⁸, P. Luettig⁶⁹, J.R. Lühder¹⁴⁴, M. Lunardon²⁹, G. Luparello⁵⁹, M. Lupi³⁴, A. Maevskaya⁶², M. Mager³⁴, S.M. Mahmood²¹, T. Mahmoud⁴², A. Maire¹³⁶, R.D. Majka¹⁴⁶, M. Malaev⁹⁶, Q.W. Malik²¹, L. Malinina^{75,iii}, D. Mal'Kevich⁶⁴, P. Malzacher¹⁰⁵, A. Mamonov¹⁰⁷, V. Manko⁸⁷, F. Manso¹³⁴, V. Manzari⁵², Y. Mao⁶, M. Marchisone¹³⁵, J. Mareš⁶⁷, G.V. Margagliotti²⁵, A. Margotti⁵³, J. Margutti⁶³, A. Marín¹⁰⁵, C. Markert¹¹⁹, M. Marquard⁶⁹, N.A. Martin¹⁰², P. Martinengo³⁴, J.L. Martinez¹²⁶,

M.I. Martínez⁴⁴, G. Martínez García¹¹⁴, M. Martinez Pedreira³⁴, S. Masciocchi¹⁰⁵, M. Masera²⁶, A. Masoni⁵⁴, L. Massacrier⁶¹, E. Masson¹¹⁴, A. Mastroserio^{52,138}, A.M. Mathis^{103,117}, P.F.T. Matuoka¹²¹, A. Matyja¹¹⁸, C. Mayer¹¹⁸, M. Mazzilli³³, M.A. Mazzoni⁵⁷, A.F. Mechler⁶⁹, F. Meddi²³, Y. Melikyan⁹¹, A. Menchaca-Rocha⁷², E. Meninno³⁰, M. Meres¹⁴, S. Mhlanga¹²⁵, Y. Miake¹³³, L. Micheletti²⁶, M.M. Mieskolainen⁴³, D.L. Mihaylov¹⁰³, K. Mikhaylov^{64,75}, A. Mischke^{63, i}, A.N. Mishra⁷⁰, D. Miśkowiec¹⁰⁵, C.M. Mitu⁶⁸, N. Mohammadi³⁴, A.P. Mohanty⁶³, B. Mohanty⁸⁵, M. Mohisin Khan^{17, iv}, M. Mondal¹⁴¹, M.M. Mondal⁶⁶, C. Mordasini¹⁰³, D.A. Moreira De Godoy¹⁴⁴, L.A.P. Moreno⁴⁴, S. Moretto²⁹, A. Morreale¹¹⁴, A. Morsch³⁴, T. Mrnjavac³⁴, V. Muccifora⁵¹, E. Mudnic³⁵, D. Mühlheim¹⁴⁴, S. Muhuri¹⁴¹, J.D. Mulligan^{79,146}, M.G. Munhoz¹²¹, K. Munning⁴², R.H. Munzer⁶⁹, H. Murakami¹³², S. Murray⁷³, L. Musa³⁴, J. Musinsky⁶⁵, C.J. Myers¹²⁶, J.W. Myrcha¹⁴², B. Naik⁴⁸, R. Nair⁸⁴, B.K. Nandi⁴⁸, R. Nania^{10,53}, E. Nappi⁵², M.U. Naru¹⁵, A.F. Nassirpour⁸⁰, H. Natal da Luz¹²¹, C. Nattrass¹³⁰, R. Nayak⁴⁸, T.K. Nayak^{85,141}, S. Nazarenko¹⁰⁷, R.A. Negrao De Oliveira⁶⁹, L. Nellen⁷⁰, S.V. Nesbo³⁶, G. Neskovic³⁹, B.S. Nielsen⁸⁸, S. Nikolaev⁸⁷, S. Nikulin⁸⁷, V. Nikulin⁹⁶, F. Noferini^{10,53}, P. Nomokonov⁷⁵, G. Nooren⁶³, J. Norman⁷⁸, P. Nowakowski¹⁴², A. Nyanin⁸⁷, J. Nystrand²², M. Ogino⁸¹, A. Ohlson¹⁰², J. Oleniacz¹⁴², A.C. Oliveira Da Silva¹²¹, M.H. Oliver¹⁴⁶, J. Onderwaater¹⁰⁵, C. Oppedisano⁵⁸, R. Orava⁴³, A. Ortiz Velasquez⁷⁰, A. Oskarsson⁸⁰, J. Otwinowski¹¹⁸, K. Oyama⁸¹, Y. Pachmayer¹⁰², V. Pacik⁸⁸, D. Pagano¹⁴⁰, G. Paic⁷⁰, P. Palni⁶, J. Pan¹⁴³, A.K. Pandey⁴⁸, S. Panebianco¹³⁷, V. Papikyan¹, P. Pareek⁴⁹, J. Park⁶⁰, J.E. Parkkila¹²⁷, S. Parmar⁹⁸, A. Passfeld¹⁴⁴, S.P. Pathak¹²⁶, R.N. Patra¹⁴¹, B. Paul⁵⁸, H. Pei⁶, T. Peitzmann⁶³, X. Peng⁶, L.G. Pereira⁷¹, H. Pereira Da Costa¹³⁷, D. Peresunko⁸⁷, G.M. Perez⁸, E. Perez Lezama⁶⁹, V. Peskov⁶⁹, Y. Pestov⁴, V. Petráček³⁷, M. Petrovici⁴⁷, R.P. Pezzi⁷¹, S. Piano⁵⁹, M. Pikna¹⁴, P. Pillot¹¹⁴, L.O.D.L. Pimentel⁸⁸, O. Pinazza^{53,34}, L. Pinsky¹²⁶, S. Pisano⁵¹, D.B. Piyarathna¹²⁶, M. Płoskoń⁷⁹, M. Planinic⁹⁷, F. Pliquet⁶⁹, J. Pluta¹⁴², S. Pochybova¹⁴⁵, M.G. Poghosyan⁹⁴, B. Polichtchouk⁹⁰, N. Poljak⁹⁷, W. Poonsawat¹¹⁵, A. Pop⁴⁷, H. Poppenborg¹⁴⁴, S. Porteboeuf-Houssais¹³⁴, V. Pozdniakov⁷⁵, S.K. Prasad³, R. Preghenella⁵³, F. Prino⁵⁸, C.A. Pruneau¹⁴³, I. Pshenichnov⁶², M. Puccio^{26,34}, V. Punin¹⁰⁷, K. Puranapanda¹⁴¹, J. Putschke¹⁴³, R.E. Quishpe¹²⁶, S. Ragoni¹⁰⁹, S. Raha³, S. Rajput⁹⁹, J. Rak¹²⁷, A. Rakotozafindrabe¹³⁷, L. Ramello³², F. Rami¹³⁶, R. Raniwala¹⁰⁰, S. Raniwala¹⁰⁰, S.S. Räsänen⁴³, B.T. Rascanu⁶⁹, R. Rath⁴⁹, V. Ratza⁴², I. Ravasenga³¹, K.F. Read^{130,94}, K. Redlich^{84, v}, A. Rehman²², P. Reichelt⁶⁹, F. Reidt³⁴, X. Ren⁶, R. Renfordt⁶⁹, A. Reshetin⁶², J.-P. Revol¹⁰, K. Reygers¹⁰², V. Riabov⁹⁶, T. Richert^{80,88}, M. Richter²¹, P. Riedler³⁴, W. Riegler³⁴, F. Riggi²⁸, C. Ristea⁶⁸, S.P. Rode⁴⁹, M. Rodríguez Cahuantzi⁴⁴, K. Røed²¹, R. Rogalev⁹⁰, E. Rogochaya⁷⁵, D. Rohr³⁴, D. Röhrich²², P.S. Rokita¹⁴², F. Ronchetti⁵¹, E.D. Rosas⁷⁰, K. Roslon¹⁴², P. Rosnet¹³⁴, A. Rossi^{56,29}, A. Rotondi¹³⁹, F. Roukoutakis⁸³, A. Roy⁴⁹, P. Roy¹⁰⁸, O.V. Rueda⁸⁰, R. Rui²⁵, B. Rumyantsev⁷⁵, A. Rustamov⁸⁶, E. Ryabinkin⁸⁷, Y. Ryabov⁹⁶, A. Rybicki¹¹⁸, H. Rytönen¹²⁷, S. Saarinén⁴³, S. Sadhu¹⁴¹, S. Sadovsky⁹⁰, K. Šafařík^{37,34}, S.K. Saha¹⁴¹, B. Sahoo⁴⁸, P. Sahoo⁴⁹, R. Sahoo⁴⁹, S. Sahoo⁶⁶, P.K. Sahu⁶⁶, J. Saini¹⁴¹, S. Sakai¹³³, S. Sambyal⁹⁹, V. Samsonov^{96,91}, A. Sandoval⁷², A. Sarkar⁷³, D. Sarkar^{143,141}, N. Sarkar¹⁴¹, P. Sarma⁴¹, V.M. Sarti¹⁰³, M.H.P. Sas⁶³, E. Scapparone⁵³, B. Schaefer⁹⁴, J. Schambach¹¹⁹, H.S. Scheid⁶⁹, C. Schiaua⁴⁷, R. Schicker¹⁰², A. Schmah¹⁰², C. Schmidt¹⁰⁵, H.R. Schmidt¹⁰¹, M.O. Schmidt¹⁰², M. Schmidt¹⁰¹, N.V. Schmidt^{94,69}, A.R. Schmier¹³⁰, J. Schukraft^{88,34}, Y. Schutz^{34,136}, K. Schwarz¹⁰⁵, K. Schweda¹⁰⁵, G. Scioli²⁷, E. Scomparin⁵⁸, M. Šefčík³⁸, J.E. Seger¹⁶, Y. Sekiguchi¹³², D. Sekihata⁴⁵, I. Selyuzhenkov^{105,91}, S. Senyukov¹³⁶, E. Serradilla⁷², P. Sett⁴⁸, A. Sevcenco⁶⁸, A. Shabanov⁶², A. Shabetaj¹¹⁴, R. Shahoyan³⁴, W. Shaikh¹⁰⁸, A. Shangaraev⁹⁰, A. Sharma⁹⁸, A. Sharma⁹⁹, M. Sharma⁹⁹, N. Sharma⁹⁸, A.I. Sheikh¹⁴¹, K. Shigaki⁴⁵, M. Shimomura⁸², S. Shirinkin⁶⁴, Q. Shou¹¹¹, Y. Sibiriak⁸⁷, S. Siddhanta⁵⁴, T. Siemiarczuk⁸⁴, D. Silvermyr⁸⁰,

G. Simatovic⁸⁹, G. Simonetti^{103,34}, R. Singh⁸⁵, R. Singh⁹⁹, V.K. Singh¹⁴¹, V. Singhal¹⁴¹, T. Sinha¹⁰⁸, B. Sitar¹⁴, M. Sitta³², T.B. Skaali²¹, M. Slupecki¹²⁷, N. Smirnov¹⁴⁶, R.J.M. Snellings⁶³, T.W. Snellman¹²⁷, J. Sochan¹¹⁶, C. Soncco¹¹⁰, J. Song^{60,126}, A. Songmoolnak¹¹⁵, F. Soramel²⁹, S. Sorensen¹³⁰, I. Sputowska¹¹⁸, J. Stachel¹⁰², I. Stan⁶⁸, P. Stankus⁹⁴, P.J. Steffanic¹³⁰, E. Stenlund⁸⁰, D. Stocco¹¹⁴, M.M. Storetvedt³⁶, P. Strmen¹⁴, A.A.P. Suaide¹²¹, T. Sugitate⁴⁵, C. Suire⁶¹, M. Suleymanov¹⁵, M. Suljic³⁴, R. Sultanov⁶⁴, M. Šumbera⁹³, S. Sumowidagdo⁵⁰, K. Suzuki¹¹³, S. Swain⁶⁶, A. Szabo¹⁴, I. Szarka¹⁴, U. Tabassam¹⁵, G. TAILLEPIED¹³⁴, J. Takahashi¹²², G.J. Tambave²², S. Tang^{134,6}, M. Tarhini¹¹⁴, M.G. Tarzila⁴⁷, A. Tauro³⁴, G. Tejada Muñoz⁴⁴, A. Telesca³⁴, C. Terrevoli^{126,29}, D. Thakur⁴⁹, S. Thakur¹⁴¹, D. Thomas¹¹⁹, F. Thoresen⁸⁸, R. Tieulent¹³⁵, A. Tikhonov⁶², A.R. Timmins¹²⁶, A. Toia⁶⁹, N. Topilskaya⁶², M. Toppi⁵¹, F. Torales-Acosta²⁰, S.R. Torres¹²⁰, S. Tripathy⁴⁹, T. Tripathy⁴⁸, S. Trogolo^{26,29}, G. Trombetta³³, L. Tropp³⁸, V. Trubnikov², W.H. Trzaska¹²⁷, T.P. Trzcinski¹⁴², B.A. Trzeciak⁶³, T. Tsuji¹³², A. Tumkin¹⁰⁷, R. Turrisi⁵⁶, T.S. Tveter²¹, K. Ullaland²², E.N. Umaka¹²⁶, A. Uras¹³⁵, G.L. Usai²⁴, A. Utrobicic⁹⁷, M. Vala^{116,38}, N. Valle¹³⁹, S. Vallero⁵⁸, N. van der Kolk⁶³, L.V.R. van Doremalen⁶³, M. van Leeuwen⁶³, P. Vande Vyvre³⁴, D. Varga¹⁴⁵, M. Varga-Kofarago¹⁴⁵, A. Vargas⁴⁴, M. Vargyas¹²⁷, R. Varma⁴⁸, M. Vasileiou⁸³, A. Vasiliev⁸⁷, O. Vázquez Doce^{117,103}, V. Vechernin¹¹², A.M. Veen⁶³, E. Vercellin²⁶, S. Vergara Limón⁴⁴, L. Vermunt⁶³, R. Vernet⁷, R. Vértesi¹⁴⁵, L. Vickovic³⁵, J. Viinikainen¹²⁷, Z. Vilakazi¹³¹, O. Villalobos Baillie¹⁰⁹, A. Villatoro Tello⁴⁴, G. VINO⁵², A. Vinogradov⁸⁷, T. Virgili³⁰, V. Vislavicius⁸⁸, A. Vodopyanov⁷⁵, B. Volkel³⁴, M.A. Völkl¹⁰¹, K. Voloshin⁶⁴, S.A. Voloshin¹⁴³, G. Volpe³³, B. von Haller³⁴, I. Vorobyev^{103,117}, D. Voscek¹¹⁶, J. Vrláková³⁸, B. Wagner²², Y. Watanabe¹³³, M. Weber¹¹³, S.G. Weber¹⁰⁵, A. Wegrzynek³⁴, D.F. Weiser¹⁰², S.C. Wenzel³⁴, J.P. Wessels¹⁴⁴, U. Westerhoff¹⁴⁴, A.M. Whitehead¹²⁵, E. Widmann¹¹³, J. Wiechula⁶⁹, J. Wikne²¹, G. Wilk⁸⁴, J. Wilkinson⁵³, G.A. Willems³⁴, E. Willsher¹⁰⁹, B. Windelband¹⁰², W.E. Witt¹³⁰, Y. Wu¹²⁹, R. Xu⁶, S. Yalcin⁷⁷, K. Yamakawa⁴⁵, S. Yang²², S. Yano¹³⁷, Z. Yin⁶, H. Yokoyama⁶³, I.-K. Yoo¹⁸, J.H. Yoon⁶⁰, S. Yuan²², A. Yuncu¹⁰², V. Yurchenko², V. Zaccolo^{58,25}, A. Zaman¹⁵, C. Zampolli³⁴, H.J.C. Zanoli¹²¹, N. Zardoshti^{34,109}, A. Zarochentsev¹¹², P. Závada⁶⁷, N. Zaviyalov¹⁰⁷, H. Zbroszczyk¹⁴², M. Zhalov⁹⁶, X. Zhang⁶, Z. Zhang^{6,134}, C. Zhao²¹, V. Zhereghevskii¹¹², N. Zhigareva⁶⁴, D. Zhou⁶, Y. Zhou⁸⁸, Z. Zhou²², J. Zhu⁶, Y. Zhu⁶, A. Zichichi^{27,10}, M.B. Zimmermann³⁴, G. Zinovjev², N. Zurlo¹⁴⁰,

ⁱ Deceased

ⁱⁱ Dipartimento DET del Politecnico di Torino, Turin, Italy

ⁱⁱⁱ M.V. Lomonosov Moscow State University, D.V. Skobel'syn Institute of Nuclear, Physics, Moscow, Russia

^{iv} Department of Applied Physics, Aligarh Muslim University, Aligarh, India

^v Institute of Theoretical Physics, University of Wrocław, Poland

¹ A.I. Alikhanyan National Science Laboratory (Yerevan Physics Institute) Foundation, Yerevan, Armenia

² Bogolyubov Institute for Theoretical Physics, National Academy of Sciences of Ukraine, Kiev, Ukraine

³ Bose Institute, Department of Physics and Centre for Astroparticle Physics and Space Science (CAPSS), Kolkata, India

⁴ Budker Institute for Nuclear Physics, Novosibirsk, Russia

⁵ California Polytechnic State University, San Luis Obispo, California, U.S.A.

⁶ Central China Normal University, Wuhan, China

⁷ Centre de Calcul de l'IN2P3, Villeurbanne, Lyon, France

⁸ Centro de Aplicaciones Tecnológicas y Desarrollo Nuclear (CEADEN), Havana, Cuba

- ⁹ *Centro de Investigación y de Estudios Avanzados (CINVESTAV), Mexico City and Mérida, Mexico*
- ¹⁰ *Centro Fermi - Museo Storico della Fisica e Centro Studi e Ricerche “Enrico Fermi”, Rome, Italy*
- ¹¹ *Chicago State University, Chicago, Illinois, U.S.A.*
- ¹² *China Institute of Atomic Energy, Beijing, China*
- ¹³ *Chonbuk National University, Jeonju, Republic of Korea*
- ¹⁴ *Comenius University Bratislava, Faculty of Mathematics, Physics and Informatics, Bratislava, Slovakia*
- ¹⁵ *COMSATS University Islamabad, Islamabad, Pakistan*
- ¹⁶ *Creighton University, Omaha, Nebraska, U.S.A.*
- ¹⁷ *Department of Physics, Aligarh Muslim University, Aligarh, India*
- ¹⁸ *Department of Physics, Pusan National University, Pusan, Republic of Korea*
- ¹⁹ *Department of Physics, Sejong University, Seoul, Republic of Korea*
- ²⁰ *Department of Physics, University of California, Berkeley, California, U.S.A.*
- ²¹ *Department of Physics, University of Oslo, Oslo, Norway*
- ²² *Department of Physics and Technology, University of Bergen, Bergen, Norway*
- ²³ *Dipartimento di Fisica dell’Università ‘La Sapienza’ and Sezione INFN, Rome, Italy*
- ²⁴ *Dipartimento di Fisica dell’Università and Sezione INFN, Cagliari, Italy*
- ²⁵ *Dipartimento di Fisica dell’Università and Sezione INFN, Trieste, Italy*
- ²⁶ *Dipartimento di Fisica dell’Università and Sezione INFN, Turin, Italy*
- ²⁷ *Dipartimento di Fisica e Astronomia dell’Università and Sezione INFN, Bologna, Italy*
- ²⁸ *Dipartimento di Fisica e Astronomia dell’Università and Sezione INFN, Catania, Italy*
- ²⁹ *Dipartimento di Fisica e Astronomia dell’Università and Sezione INFN, Padova, Italy*
- ³⁰ *Dipartimento di Fisica ‘E.R. Caianiello’ dell’Università and Gruppo Collegato INFN, Salerno, Italy*
- ³¹ *Dipartimento DISAT del Politecnico and Sezione INFN, Turin, Italy*
- ³² *Dipartimento di Scienze e Innovazione Tecnologica dell’Università del Piemonte Orientale and INFN Sezione di Torino, Alessandria, Italy*
- ³³ *Dipartimento Interateneo di Fisica ‘M. Merlin’ and Sezione INFN, Bari, Italy*
- ³⁴ *European Organization for Nuclear Research (CERN), Geneva, Switzerland*
- ³⁵ *Faculty of Electrical Engineering, Mechanical Engineering and Naval Architecture, University of Split, Split, Croatia*
- ³⁶ *Faculty of Engineering and Science, Western Norway University of Applied Sciences, Bergen, Norway*
- ³⁷ *Faculty of Nuclear Sciences and Physical Engineering, Czech Technical University in Prague, Prague, Czech Republic*
- ³⁸ *Faculty of Science, P.J. Šafárik University, Košice, Slovakia*
- ³⁹ *Frankfurt Institute for Advanced Studies, Johann Wolfgang Goethe-Universität Frankfurt, Frankfurt, Germany*
- ⁴⁰ *Gangneung-Wonju National University, Gangneung, Republic of Korea*
- ⁴¹ *Gauhati University, Department of Physics, Guwahati, India*
- ⁴² *Helmholtz-Institut für Strahlen- und Kernphysik, Rheinische Friedrich-Wilhelms-Universität Bonn, Bonn, Germany*
- ⁴³ *Helsinki Institute of Physics (HIP), Helsinki, Finland*
- ⁴⁴ *High Energy Physics Group, Universidad Autónoma de Puebla, Puebla, Mexico*
- ⁴⁵ *Hiroshima University, Hiroshima, Japan*
- ⁴⁶ *Hochschule Worms, Zentrum für Technologietransfer und Telekommunikation (ZTT), Worms, Germany*
- ⁴⁷ *Horia Hulubei National Institute of Physics and Nuclear Engineering, Bucharest, Romania*
- ⁴⁸ *Indian Institute of Technology Bombay (IIT), Mumbai, India*
- ⁴⁹ *Indian Institute of Technology Indore, Indore, India*
- ⁵⁰ *Indonesian Institute of Sciences, Jakarta, Indonesia*
- ⁵¹ *INFN, Laboratori Nazionali di Frascati, Frascati, Italy*
- ⁵² *INFN, Sezione di Bari, Bari, Italy*

- 53 INFN, Sezione di Bologna, Bologna, Italy
- 54 INFN, Sezione di Cagliari, Cagliari, Italy
- 55 INFN, Sezione di Catania, Catania, Italy
- 56 INFN, Sezione di Padova, Padova, Italy
- 57 INFN, Sezione di Roma, Rome, Italy
- 58 INFN, Sezione di Torino, Turin, Italy
- 59 INFN, Sezione di Trieste, Trieste, Italy
- 60 Inha University, Incheon, Republic of Korea
- 61 Institut de Physique Nucléaire d'Orsay (IPNO), Institut National de Physique Nucléaire et de Physique des Particules (IN2P3/CNRS), Université de Paris-Sud, Université Paris-Saclay, Orsay, France
- 62 Institute for Nuclear Research, Academy of Sciences, Moscow, Russia
- 63 Institute for Subatomic Physics, Utrecht University/Nikhef, Utrecht, Netherlands
- 64 Institute for Theoretical and Experimental Physics, Moscow, Russia
- 65 Institute of Experimental Physics, Slovak Academy of Sciences, Košice, Slovakia
- 66 Institute of Physics, Homi Bhabha National Institute, Bhubaneswar, India
- 67 Institute of Physics of the Czech Academy of Sciences, Prague, Czech Republic
- 68 Institute of Space Science (ISS), Bucharest, Romania
- 69 Institut für Kernphysik, Johann Wolfgang Goethe-Universität Frankfurt, Frankfurt, Germany
- 70 Instituto de Ciencias Nucleares, Universidad Nacional Autónoma de México, Mexico City, Mexico
- 71 Instituto de Física, Universidade Federal do Rio Grande do Sul (UFRGS), Porto Alegre, Brazil
- 72 Instituto de Física, Universidad Nacional Autónoma de México, Mexico City, Mexico
- 73 iThemba LABS, National Research Foundation, Somerset West, South Africa
- 74 Johann-Wolfgang-Goethe Universität Frankfurt Institut für Informatik, Fachbereich Informatik und Mathematik, Frankfurt, Germany
- 75 Joint Institute for Nuclear Research (JINR), Dubna, Russia
- 76 Korea Institute of Science and Technology Information, Daejeon, Republic of Korea
- 77 KTO Karatay University, Konya, Turkey
- 78 Laboratoire de Physique Subatomique et de Cosmologie, Université Grenoble-Alpes, CNRS-IN2P3, Grenoble, France
- 79 Lawrence Berkeley National Laboratory, Berkeley, California, U.S.A.
- 80 Lund University Department of Physics, Division of Particle Physics, Lund, Sweden
- 81 Nagasaki Institute of Applied Science, Nagasaki, Japan
- 82 Nara Women's University (NWU), Nara, Japan
- 83 National and Kapodistrian University of Athens, School of Science, Department of Physics , Athens, Greece
- 84 National Centre for Nuclear Research, Warsaw, Poland
- 85 National Institute of Science Education and Research, Homi Bhabha National Institute, Jatni, India
- 86 National Nuclear Research Center, Baku, Azerbaijan
- 87 National Research Centre Kurchatov Institute, Moscow, Russia
- 88 Niels Bohr Institute, University of Copenhagen, Copenhagen, Denmark
- 89 Nikhef, National institute for subatomic physics, Amsterdam, Netherlands
- 90 NRC Kurchatov Institute IHEP, Protvino, Russia
- 91 NRNU Moscow Engineering Physics Institute, Moscow, Russia
- 92 Nuclear Physics Group, STFC Daresbury Laboratory, Daresbury, U.K.
- 93 Nuclear Physics Institute of the Czech Academy of Sciences, Řež u Prahy, Czech Republic
- 94 Oak Ridge National Laboratory, Oak Ridge, Tennessee, U.S.A.
- 95 Ohio State University, Columbus, Ohio, U.S.A.
- 96 Petersburg Nuclear Physics Institute, Gatchina, Russia
- 97 Physics department, Faculty of science, University of Zagreb, Zagreb, Croatia
- 98 Physics Department, Panjab University, Chandigarh, India
- 99 Physics Department, University of Jammu, Jammu, India

- 100 *Physics Department, University of Rajasthan, Jaipur, India*
101 *Physikalisches Institut, Eberhard-Karls-Universität Tübingen, Tübingen, Germany*
102 *Physikalisches Institut, Ruprecht-Karls-Universität Heidelberg, Heidelberg, Germany*
103 *Physik Department, Technische Universität München, Munich, Germany*
104 *Politecnico di Bari, Bari, Italy*
105 *Research Division and ExtreMe Matter Institute EMMI, GSI Helmholtzzentrum für
Schwerionenforschung GmbH, Darmstadt, Germany*
106 *Rudjer Bošković Institute, Zagreb, Croatia*
107 *Russian Federal Nuclear Center (VNIIEF), Sarov, Russia*
108 *Saha Institute of Nuclear Physics, Homi Bhabha National Institute, Kolkata, India*
109 *School of Physics and Astronomy, University of Birmingham, Birmingham, U.K.*
110 *Sección Física, Departamento de Ciencias, Pontificia Universidad Católica del Perú, Lima, Peru*
111 *Shanghai Institute of Applied Physics, Shanghai, China*
112 *St. Petersburg State University, St. Petersburg, Russia*
113 *Stefan Meyer Institut für Subatomare Physik (SMI), Vienna, Austria*
114 *SUBATECH, IMT Atlantique, Université de Nantes, CNRS-IN2P3, Nantes, France*
115 *Suranaree University of Technology, Nakhon Ratchasima, Thailand*
116 *Technical University of Košice, Košice, Slovakia*
117 *Technische Universität München, Excellence Cluster 'Universe', Munich, Germany*
118 *The Henryk Niewodniczanski Institute of Nuclear Physics, Polish Academy of Sciences, Cracow,
Poland*
119 *The University of Texas at Austin, Austin, Texas, U.S.A.*
120 *Universidad Autónoma de Sinaloa, Culiacán, Mexico*
121 *Universidade de São Paulo (USP), São Paulo, Brazil*
122 *Universidade Estadual de Campinas (UNICAMP), Campinas, Brazil*
123 *Universidade Federal do ABC, Santo Andre, Brazil*
124 *University College of Southeast Norway, Tonsberg, Norway*
125 *University of Cape Town, Cape Town, South Africa*
126 *University of Houston, Houston, Texas, U.S.A.*
127 *University of Jyväskylä, Jyväskylä, Finland*
128 *University of Liverpool, Liverpool, U.K.*
129 *University of Science and Technology of China, Hefei, China*
130 *University of Tennessee, Knoxville, Tennessee, U.S.A.*
131 *University of the Witwatersrand, Johannesburg, South Africa*
132 *University of Tokyo, Tokyo, Japan*
133 *University of Tsukuba, Tsukuba, Japan*
134 *Université Clermont Auvergne, CNRS/IN2P3, LPC, Clermont-Ferrand, France*
135 *Université de Lyon, Université Lyon 1, CNRS/IN2P3, IPN-Lyon, Villeurbanne, Lyon, France*
136 *Université de Strasbourg, CNRS, IPHC UMR 7178, F-67000 Strasbourg, France, Strasbourg, France*
137 *Université Paris-Saclay Centre d'Etudes de Saclay (CEA), IRFU, Département de Physique
Nucléaire (DPhN), Saclay, France*
138 *Università degli Studi di Foggia, Foggia, Italy*
139 *Università degli Studi di Pavia, Pavia, Italy*
140 *Università di Brescia, Brescia, Italy*
141 *Variable Energy Cyclotron Centre, Homi Bhabha National Institute, Kolkata, India*
142 *Warsaw University of Technology, Warsaw, Poland*
143 *Wayne State University, Detroit, Michigan, U.S.A.*
144 *Westfälische Wilhelms-Universität Münster, Institut für Kernphysik, Münster, Germany*
145 *Wigner Research Centre for Physics, Hungarian Academy of Sciences, Budapest, Hungary*
146 *Yale University, New Haven, Connecticut, U.S.A.*
147 *Yonsei University, Seoul, Republic of Korea*